



Castilla-La Mancha

Consejería de Fomento

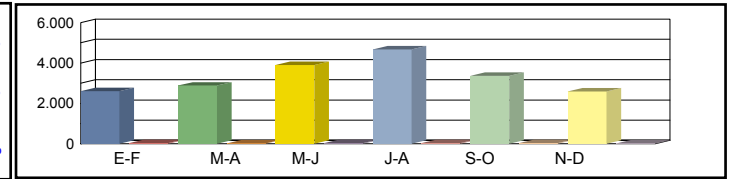
Estación: CU-1
Carretera: CM-2105 p.k. 9,83 **Provincia:** CUENCA
Ubicación: Int. CM-2110 - Mariana
Año: 2023
Tipo: PERMANENTE

Dirección General de Carreteras

| Ene-Feb | Mar-Abr | May-Jun | Jul-Ago | Sep-Oct | Nov-Dic | IMD |
|---------|---------|---------|---------|---------|---------|-----|
|---------|---------|---------|---------|---------|---------|-----|

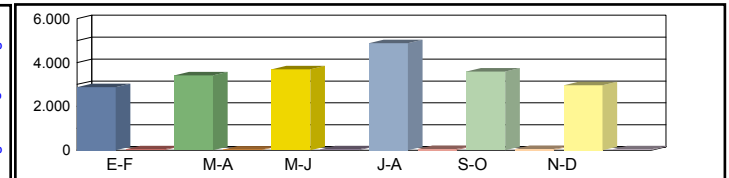
Media 00h-24h
 Domingos 06h-22h
 08h-14h

| | | | | | | | | | | | | | |
|-------|-------|-------|-------|-------|-------|-------|-------|-------|-------|-------|-------|-------|-------|
| 2.610 | 1,42% | 2.886 | 0,94% | 3.904 | 1,00% | 4.681 | 0,77% | 3.368 | 1,16% | 2.594 | 1,04% | 3.340 | 1,05% |
| 2.516 | 1,39% | 2.757 | 0,98% | 3.627 | 0,96% | 4.165 | 0,70% | 3.185 | 1,16% | 2.456 | 1,06% | 3.118 | 1,04% |
| 1.122 | 1,60% | 1.198 | 1,17% | 1.442 | 0,97% | 1.691 | 0,71% | 1.262 | 1,03% | 1.030 | 1,07% | 1.291 | 1,09% |



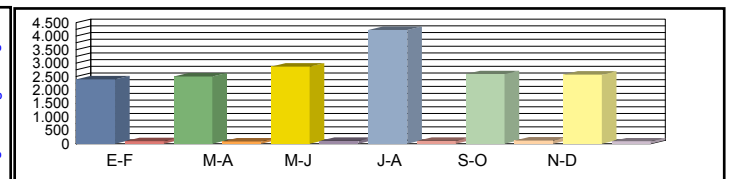
Media 00h-24h
 Sábados 06h-22h
 08h-14h

| | | | | | | | | | | | | | |
|-------|-------|-------|-------|-------|-------|-------|-------|-------|-------|-------|-------|-------|-------|
| 2.872 | 1,71% | 3.414 | 1,03% | 3.689 | 1,22% | 4.876 | 1,07% | 3.589 | 1,59% | 2.960 | 1,35% | 3.567 | 1,33% |
| 2.755 | 1,78% | 3.247 | 1,08% | 3.444 | 1,25% | 4.450 | 1,06% | 3.391 | 1,62% | 2.807 | 1,28% | 3.349 | 1,34% |
| 1.307 | 1,99% | 1.550 | 1,23% | 1.558 | 1,54% | 1.925 | 1,45% | 1.519 | 1,84% | 1.267 | 1,26% | 1.521 | 1,55% |



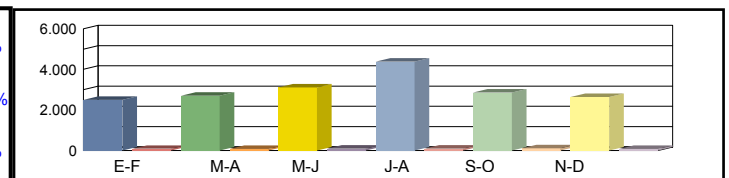
Media 00h-24h
 Laborales 06h-22h
 08h-14h

| | | | | | | | | | | | | | |
|-------|-------|-------|-------|-------|-------|-------|-------|-------|-------|-------|-------|-------|-------|
| 2.390 | 3,89% | 2.505 | 3,39% | 2.870 | 3,69% | 4.229 | 2,65% | 2.590 | 4,63% | 2.570 | 3,50% | 2.859 | 3,63% |
| 2.315 | 3,97% | 2.409 | 3,45% | 2.712 | 3,80% | 3.926 | 2,75% | 2.486 | 4,75% | 2.456 | 3,58% | 2.717 | 3,72% |
| 989 | 4,95% | 985 | 4,37% | 1.118 | 4,47% | 1.668 | 3,48% | 1.021 | 5,48% | 1.072 | 4,29% | 1.142 | 4,51% |



Media 00h-24h
 Diaria 06h-22h
 08h-14h

| | | | | | | | | | | | | | |
|-------|-------|-------|-------|-------|-------|-------|-------|-------|-------|-------|-------|--------------|-------|
| 2.489 | 3,13% | 2.695 | 2,56% | 3.113 | 2,86% | 4.388 | 2,10% | 2.852 | 3,47% | 2.630 | 2,78% | 3.028 | 2,82% |
| 2.405 | 3,20% | 2.584 | 2,63% | 2.928 | 2,97% | 4.037 | 2,18% | 2.723 | 3,56% | 2.508 | 2,83% | 2.864 | 2,90% |
| 1.053 | 3,89% | 1.100 | 3,18% | 1.218 | 3,45% | 1.709 | 2,75% | 1.130 | 4,07% | 1.095 | 3,38% | 1.218 | 3,45% |



Coeficientes N
 L
 Coeficiente S

| | | | | | |
|----------------|---------|---------|---------|---------|---------|
| 1,03240 | 1,03985 | 1,05826 | 1,07718 | 1,04183 | 1,04642 |
| 1,19623 | 1,14132 | 0,99617 | 0,67605 | 1,10386 | 1,11245 |
| 1,05941 | | | | | |

Los datos en color negro corresponden al total de vehículos y los datos en color azul corresponden a vehículos pesados (en %)



Castilla-La Mancha

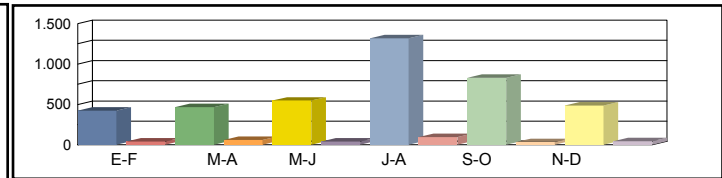
Consejería de Fomento

Estación: CU-10
Carretera: CM-210 p.k. 28,31 **Provincia:** CUENCA
Ubicación: La Frontera - Cañamares
Año: 2023
Tipo: PRIMARIA

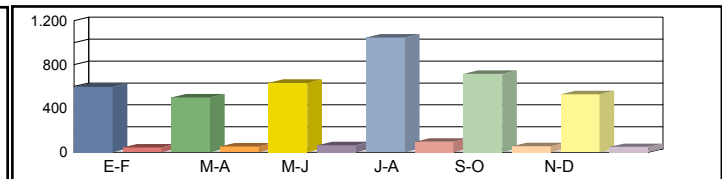
Dirección General de Carreteras

| Ene-Feb | Mar-Abr | May-Jun | Jul-Ago | Sep-Oct | Nov-Dic | IMD |
|---------|---------|---------|---------|---------|---------|-----|
|---------|---------|---------|---------|---------|---------|-----|

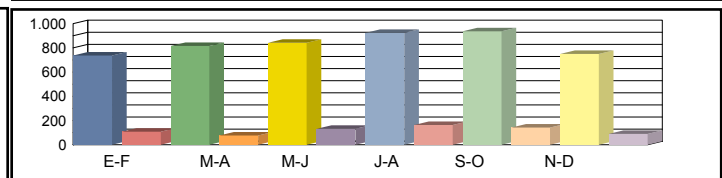
| | | | | | | | | |
|----------------|---------|------------------|-------------------|------------------|--------------------|------------------|------------------|------------------|
| Media Domingos | 00h-24h | 423 8,98% | 466 11,37% | 548 7,12% | 1.319 6,82% | 829 4,10% | 488 8,40% | 679 7,80% |
| | 06h-22h | 385 5,97% | 433 9,70% | 496 4,64% | 1.206 5,56% | 769 3,25% | 446 6,73% | 622 5,97% |
| | 08h-14h | 154 7,79% | 174 12,64% | 171 7,02% | 597 5,53% | 306 2,61% | 207 4,35% | 268 6,66% |



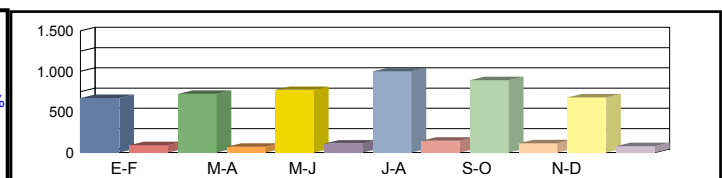
| | | | | | | | | |
|---------------|---------|------------------|------------------|------------------|--------------------|------------------|------------------|------------------|
| Media Sábados | 00h-24h | 596 6,71% | 500 9,40% | 634 8,99% | 1.046 8,41% | 714 7,14% | 528 8,33% | 670 8,17% |
| | 06h-22h | 546 4,40% | 459 6,32% | 582 7,22% | 951 6,94% | 621 5,64% | 493 5,48% | 609 6,00% |
| | 08h-14h | 272 4,78% | 195 8,21% | 285 8,07% | 453 6,62% | 246 6,10% | 211 6,16% | 277 6,66% |



| | | | | | | | | |
|-----------------|---------|-------------------|------------------|-------------------|-------------------|-------------------|-------------------|-------------------|
| Media Laborales | 00h-24h | 736 12,91% | 816 8,58% | 843 13,52% | 925 15,03% | 937 13,23% | 750 10,67% | 834 12,32% |
| | 06h-22h | 660 11,06% | 766 7,18% | 787 12,07% | 847 13,81% | 871 11,37% | 707 10,04% | 773 10,92% |
| | 08h-14h | 317 11,67% | 313 7,67% | 322 13,35% | 346 17,34% | 398 12,31% | 335 10,75% | 338 12,18% |



| | | | | | | | | |
|--------------|---------|-------------------|------------------|-------------------|-------------------|-------------------|-------------------|--------------------------|
| Media Diaria | 00h-24h | 671 11,77% | 721 8,88% | 771 12,32% | 999 12,51% | 890 11,35% | 680 10,15% | 789 11,16% |
| | 06h-22h | 604 9,77% | 674 7,27% | 716 10,75% | 913 11,17% | 820 9,63% | 639 9,23% | 728 9,64% |
| | 08h-14h | 287 10,45% | 276 7,97% | 295 12,20% | 397 13,10% | 363 10,47% | 299 9,70% | 320 10,65% |



| | | | | | | | | |
|--------------|---|---------|---------|---------|---------|---------|---------|---------|
| Coeficientes | N | 1,11515 | 1,06527 | 1,07116 | 1,09209 | 1,07577 | 1,06082 | |
| | L | 1,13315 | 1,02206 | 0,98932 | 0,90162 | 0,89007 | 1,11200 | |
| Coeficiente | S | | | | | | | 0,94536 |

Los datos en color negro corresponden al total de vehículos y los datos en color azul corresponden a vehículos pesados (en %)



Castilla-La Mancha

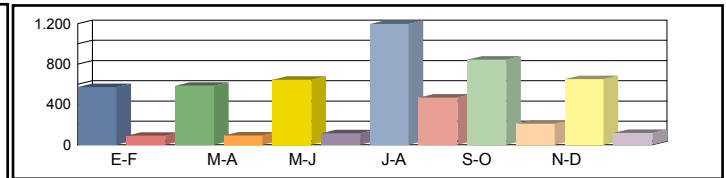
Consejería de Fomento

Estación: CU-10a
Carretera: CM-210 p.k. 33,00 **Provincia:** CUENCA
Ubicación: Cañamares - Cañizares
Año: 2023
Tipo: COBERTURA

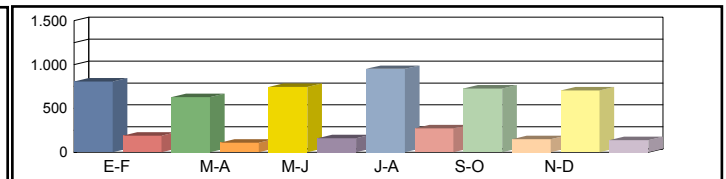
Dirección General de Carreteras

| | Ene-Feb | Mar-Abr | May-Jun | Jul-Ago | Sep-Oct | Nov-Dic | IMD |
|--|---------|---------|---------|---------|---------|---------|-----|
|--|---------|---------|---------|---------|---------|---------|-----|

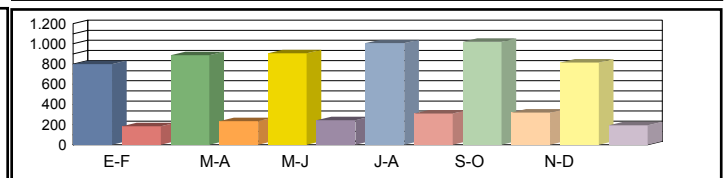
| | | | | | | | | |
|----------------|---------|------------|------------|------------|--------------|------------|------------|------------|
| Media Domingos | 00h-24h | 572 13,41% | 586 13,75% | 645 15,12% | 1.198 28,10% | 845 19,82% | 651 15,27% | 750 17,58% |
| | 06h-22h | 489 13,55% | 493 13,65% | 531 14,72% | 1.013 28,07% | 719 19,93% | 535 14,83% | 630 17,46% |
| | 08h-14h | 201 10,87% | 236 12,78% | 217 11,75% | 564 30,48% | 316 17,08% | 260 14,03% | 299 16,17% |



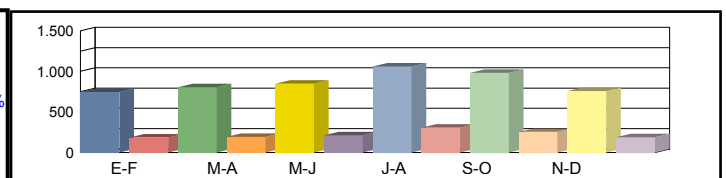
| | | | | | | | | |
|---------------|---------|------------|------------|------------|------------|------------|------------|------------|
| Media Sábados | 00h-24h | 806 18,90% | 629 14,76% | 746 17,50% | 950 22,28% | 728 17,07% | 704 16,52% | 760 17,84% |
| | 06h-22h | 693 19,21% | 522 14,47% | 623 17,27% | 799 22,14% | 581 16,09% | 592 16,40% | 635 17,60% |
| | 08h-14h | 355 19,21% | 265 14,32% | 362 19,58% | 428 23,13% | 254 13,73% | 265 14,30% | 322 17,38% |



| | | | | | | | | |
|-----------------|---------|------------|------------|------------|--------------|--------------|------------|------------|
| Media Laborales | 00h-24h | 800 18,78% | 887 20,82% | 907 21,28% | 1.006 23,60% | 1.019 23,91% | 816 19,14% | 906 21,25% |
| | 06h-22h | 655 18,14% | 760 21,06% | 767 21,25% | 840 23,29% | 864 23,95% | 702 19,44% | 765 21,19% |
| | 08h-14h | 352 19,01% | 347 18,77% | 375 20,27% | 384 20,75% | 442 23,86% | 372 20,09% | 379 20,46% |



| | | | | | | | | |
|--------------|---------|------------|------------|------------|--------------|------------|------------|------------|
| Media Diaria | 00h-24h | 745 19,82% | 803 19,27% | 846 19,86% | 1.059 22,40% | 980 20,47% | 757 19,74% | 865 20,26% |
| | 06h-22h | 612 19,86% | 687 19,20% | 713 19,75% | 884 22,35% | 826 20,33% | 649 19,64% | 728 20,19% |
| | 08h-14h | 326 18,77% | 314 18,35% | 351 18,95% | 419 22,13% | 412 18,88% | 340 18,52% | 360 19,27% |



| | | | | | | | |
|--------------|---|--|--|--|--|--|--|
| Coeficientes | N | | | | | | |
| | L | | | | | | |
| Coeficiente | S | | | | | | |

Los datos en color negro corresponden al total de vehículos y los datos en color azul corresponden a vehículos pesados (en %)



Castilla-La Mancha

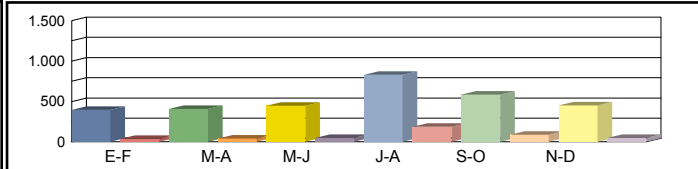
Consejería de Fomento

Estación: CU-10b
Carretera: CM-2023 p.k. 30,50 **Provincia:** CUENCA
Ubicación: Int CM2018 - Cañamares
Año: 2023
Tipo: COBERTURA

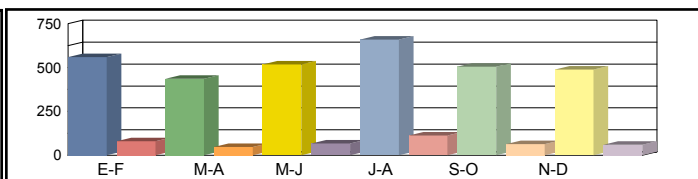
Dirección General de Carreteras

| | Ene-Feb | Mar-Abr | May-Jun | Jul-Ago | Sep-Oct | Nov-Dic | IMD |
|--|---------|---------|---------|---------|---------|---------|-----|
|--|---------|---------|---------|---------|---------|---------|-----|

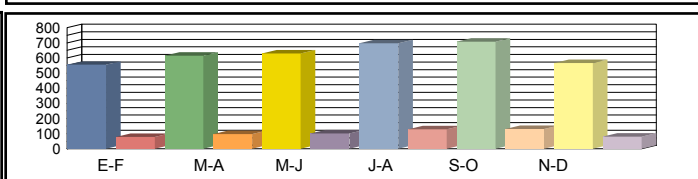
| | | | | | | | | |
|----------------|---------|-----------|-----------|-----------|------------|------------|------------|------------|
| Media Domingos | 00h-24h | 397 8,82% | 407 9,04% | 447 9,94% | 830 18,47% | 586 13,03% | 451 10,04% | 520 11,56% |
| | 06h-22h | 360 7,33% | 363 7,39% | 391 7,97% | 746 15,20% | 530 10,79% | 394 8,03% | 464 9,45% |
| | 08h-14h | 105 6,57% | 124 7,72% | 114 7,10% | 295 18,41% | 165 10,32% | 136 8,48% | 156 9,77% |



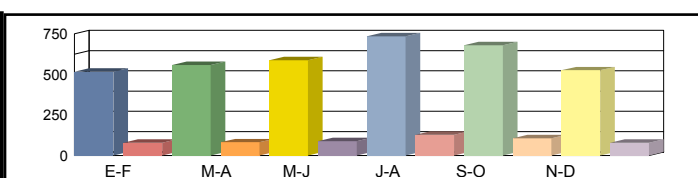
| | | | | | | | | |
|---------------|---------|------------|-----------|------------|------------|------------|------------|------------|
| Media Sábados | 00h-24h | 559 12,43% | 436 9,70% | 517 11,50% | 659 14,65% | 505 11,22% | 488 10,86% | 527 11,73% |
| | 06h-22h | 511 10,40% | 385 7,83% | 459 9,35% | 589 11,98% | 428 8,71% | 436 8,88% | 468 9,53% |
| | 08h-14h | 186 11,60% | 138 8,65% | 189 11,83% | 224 13,97% | 133 8,30% | 138 8,64% | 168 10,50% |



| | | | | | | | | |
|-----------------|---------|------------|------------|------------|------------|------------|------------|------------|
| Media Laborales | 00h-24h | 555 12,35% | 615 13,69% | 629 13,99% | 698 15,52% | 707 15,72% | 566 12,58% | 628 13,97% |
| | 06h-22h | 482 9,82% | 560 11,40% | 565 11,50% | 619 12,61% | 637 12,96% | 517 10,52% | 563 11,47% |
| | 08h-14h | 184 11,48% | 182 11,34% | 196 12,24% | 201 12,53% | 231 14,42% | 194 12,14% | 198 12,36% |



| | | | | | | | | |
|--------------|---------|------------|------------|------------|------------|------------|------------|------------|
| Media Diaria | 00h-24h | 517 13,03% | 557 12,67% | 587 13,06% | 735 14,72% | 680 13,46% | 525 12,98% | 600 13,32% |
| | 06h-22h | 450 10,75% | 506 10,39% | 525 10,69% | 651 12,10% | 609 11,00% | 478 10,63% | 536 10,93% |
| | 08h-14h | 170 11,34% | 165 11,09% | 183 11,45% | 220 13,37% | 215 11,41% | 177 11,19% | 188 11,64% |



| | | | | | | | |
|--------------|---|--|--|--|--|--|--|
| Coeficientes | N | | | | | | |
| | L | | | | | | |
| Coeficiente | S | | | | | | |

Los datos en color negro corresponden al total de vehículos y los datos en color azul corresponden a vehículos pesados (en %)



Castilla-La Mancha

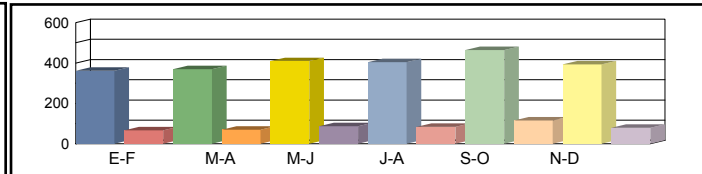
Consejería de Fomento

Estación: CU-11a
Carretera: CM-310 p.k. 139,00 **Provincia:** CUENCA
Ubicación: Gascueña - Cañaveras
Año: 2023
Tipo: COBERTURA

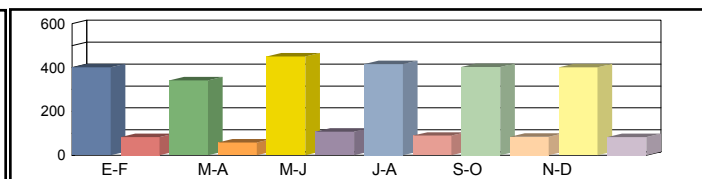
Dirección General de Carreteras

| | Ene-Feb | Mar-Abr | May-Jun | Jul-Ago | Sep-Oct | Nov-Dic | IMD |
|--|---------|---------|---------|---------|---------|---------|-----|
|--|---------|---------|---------|---------|---------|---------|-----|

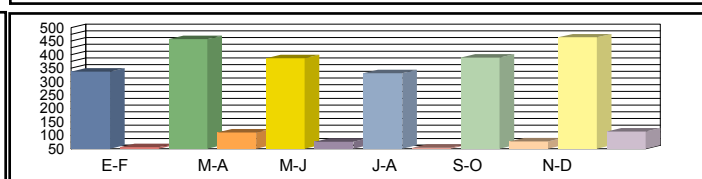
| | | | | | | | | |
|----------------|---------|------------|------------|------------|------------|------------|------------|------------|
| Media Domingos | 00h-24h | 362 15,47% | 370 15,81% | 410 17,51% | 405 17,32% | 465 19,87% | 393 16,79% | 401 17,13% |
| | 06h-22h | 321 13,49% | 321 13,49% | 349 14,65% | 330 13,88% | 405 17,01% | 341 14,33% | 344 14,47% |
| | 08h-14h | 91 3,96% | 125 5,44% | 108 4,70% | 99 4,32% | 144 6,26% | 152 6,62% | 120 5,22% |



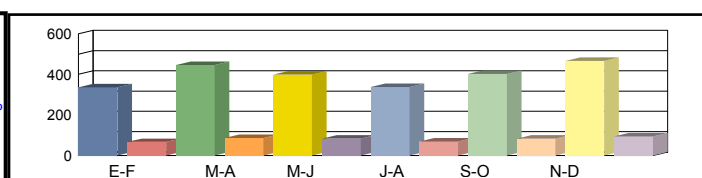
| | | | | | | | | |
|---------------|---------|------------|------------|------------|------------|------------|------------|------------|
| Media Sábados | 00h-24h | 401 17,15% | 342 14,59% | 450 19,23% | 415 17,72% | 403 17,20% | 401 17,14% | 402 17,17% |
| | 06h-22h | 339 14,25% | 296 12,45% | 386 16,23% | 368 15,46% | 340 14,30% | 347 14,58% | 346 14,55% |
| | 08h-14h | 173 7,52% | 135 5,86% | 205 8,90% | 202 8,77% | 183 7,95% | 169 7,35% | 178 7,73% |



| | | | | | | | | |
|-----------------|---------|------------|------------|------------|------------|------------|------------|------------|
| Media Laborales | 00h-24h | 337 14,39% | 457 19,52% | 387 16,54% | 331 14,13% | 389 16,63% | 464 19,84% | 394 16,84% |
| | 06h-22h | 290 12,17% | 399 16,78% | 338 14,20% | 290 12,17% | 342 14,35% | 416 17,49% | 346 14,53% |
| | 08h-14h | 148 6,42% | 196 8,54% | 159 6,92% | 136 5,90% | 148 6,44% | 190 8,27% | 163 7,08% |



| | | | | | | | | |
|--------------|---------|------------|------------|------------|------------|------------|------------|------------|
| Media Diaria | 00h-24h | 336 16,47% | 446 16,16% | 399 17,06% | 337 16,82% | 402 17,11% | 467 16,66% | 398 16,71% |
| | 06h-22h | 288 14,11% | 389 13,85% | 346 14,56% | 293 14,34% | 352 14,62% | 418 14,27% | 348 14,29% |
| | 08h-14h | 141 6,58% | 186 6,56% | 158 6,88% | 134 6,81% | 149 6,97% | 191 6,94% | 160 6,79% |



| | | | | | | | | |
|--------------|---|--|--|--|--|--|--|--|
| Coeficientes | N | | | | | | | |
| | L | | | | | | | |
| Coeficiente | S | | | | | | | |

Los datos en color negro corresponden al total de vehículos y los datos en color azul corresponden a vehículos pesados (en %)



Castilla-La Mancha

Consejería de Fomento

Estación: CU-11c
Carretera: CM-310 p.k. 148,10 **Provincia:** CUENCA
Ubicación: Cañaveras - Villaconejos de Trabaque
Año: 2023
Tipo: PRIMARIA

Dirección General de Carreteras

| Ene-Feb | Mar-Abr | May-Jun | Jul-Ago | Sep-Oct | Nov-Dic | IMD |
|---------|---------|---------|---------|---------|---------|-----|
|---------|---------|---------|---------|---------|---------|-----|

| | | | | | | | | | |
|----------------|---------|-------------------|-------------------|------------------|------------------|------------------|-------------------|------------------|--|
| Media Domingos | 00h-24h | 216 10,65% | 254 11,42% | 267 8,24% | 552 6,52% | 457 6,13% | 248 10,48% | 332 8,91% | |
| | 06h-22h | 170 5,88% | 222 9,01% | 224 6,25% | 474 4,22% | 381 3,41% | 230 6,96% | 284 5,95% | |
| | 08h-14h | 64 3,13% | 83 4,82% | 102 5,88% | 164 6,71% | 121 5,79% | 93 3,23% | 104 4,92% | |

| | | | | | | | | | |
|---------------|---------|-------------------|-------------------|-------------------|-------------------|-------------------|-------------------|-------------------|--|
| Media Sábados | 00h-24h | 235 10,21% | 309 15,21% | 262 21,37% | 429 12,82% | 448 10,04% | 286 13,99% | 328 13,94% | |
| | 06h-22h | 195 7,18% | 267 13,11% | 227 21,15% | 377 10,88% | 360 8,06% | 258 12,79% | 281 12,19% | |
| | 08h-14h | 106 5,66% | 100 11,00% | 108 21,30% | 163 13,50% | 164 8,54% | 109 11,01% | 125 11,83% | |

| | | | | | | | | | |
|-----------------|---------|-------------------|-------------------|-------------------|-------------------|-------------------|-------------------|-------------------|--|
| Media Laborales | 00h-24h | 272 13,24% | 317 16,40% | 372 16,40% | 416 14,66% | 423 13,24% | 310 14,52% | 352 14,74% | |
| | 06h-22h | 216 11,11% | 283 14,84% | 321 14,64% | 370 13,51% | 365 10,96% | 282 13,83% | 306 13,15% | |
| | 08h-14h | 100 8,00% | 130 14,62% | 148 14,86% | 164 11,59% | 174 7,47% | 122 18,03% | 140 12,43% | |

| | | | | | | | | | |
|--------------|---------|-------------------|-------------------|-------------------|-------------------|-------------------|-------------------|--------------------------|--|
| Media Diaria | 00h-24h | 258 12,40% | 307 15,64% | 341 16,13% | 438 13,01% | 431 11,60% | 298 14,09% | 346 13,81% | |
| | 06h-22h | 206 9,71% | 272 13,97% | 293 14,33% | 387 11,63% | 367 9,54% | 271 12,92% | 299 12,02% | |
| | 08h-14h | 96 7,29% | 119 13,45% | 136 14,71% | 163 11,04% | 166 7,83% | 116 15,52% | 133 11,64% | |

| | | | | | | | | |
|--------------|---|---------|---------|---------|---------|---------|---------|---------|
| Coeficientes | N | 1,25926 | 1,12014 | 1,15888 | 1,12432 | 1,15890 | 1,09929 | |
| | L | 1,29412 | 1,11041 | 0,94624 | 0,84615 | 0,83215 | 1,13548 | |
| Coeficiente | S | | | | | | | 0,98214 |

Los datos en color negro corresponden al total de vehículos y los datos en color azul corresponden a vehículos pesados (en %)



Castilla-La Mancha

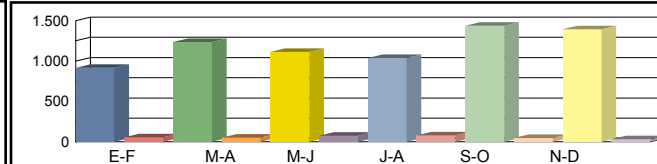
Consejería de Fomento

Estación: CU-12b
Carretera: CM-310 p.k. 91,00 **Provincia:** CUENCA
Ubicación: Carrascosa del Campo - Huete
Año: 2023
Tipo: PRIMARIA

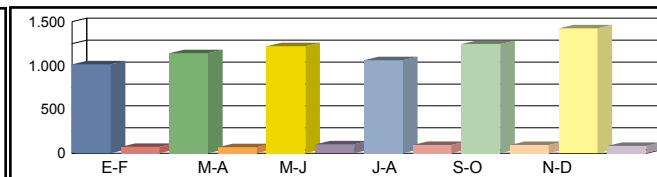
Dirección General de Carreteras

| Ene-Feb | Mar-Abr | May-Jun | Jul-Ago | Sep-Oct | Nov-Dic | IMD |
|---------|---------|---------|---------|---------|---------|-----|
|---------|---------|---------|---------|---------|---------|-----|

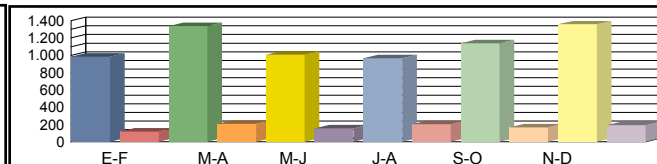
| | | | | | | | | |
|----------------|---------|------------------|--------------------|--------------------|--------------------|--------------------|--------------------|--------------------|
| Media Domingos | 00h-24h | 915 5,79% | 1.237 4,04% | 1.113 6,56% | 1.038 7,23% | 1.437 3,34% | 1.394 2,44% | 1.189 4,90% |
| | 06h-22h | 857 4,32% | 1.152 2,60% | 980 6,43% | 902 7,32% | 1.340 2,46% | 1.329 2,26% | 1.093 4,23% |
| | 08h-14h | 244 5,74% | 442 2,26% | 282 7,45% | 256 9,77% | 418 4,55% | 564 3,72% | 368 5,58% |



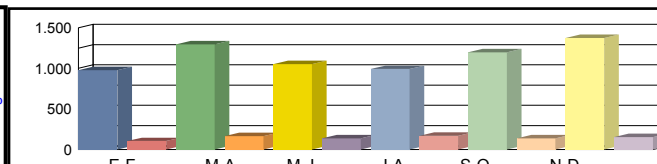
| | | | | | | | | |
|---------------|---------|--------------------|--------------------|--------------------|--------------------|--------------------|--------------------|--------------------|
| Media Sábados | 00h-24h | 1.014 6,71% | 1.142 5,69% | 1.222 7,77% | 1.062 8,19% | 1.244 6,99% | 1.423 5,48% | 1.184 6,81% |
| | 06h-22h | 905 4,31% | 1.063 5,17% | 1.086 7,37% | 1.005 7,66% | 1.127 5,50% | 1.352 5,10% | 1.090 5,85% |
| | 08h-14h | 463 4,32% | 476 5,88% | 534 4,68% | 520 7,50% | 531 5,08% | 626 5,75% | 525 5,54% |



| | | | | | | | | |
|-----------------|---------|-------------------|---------------------|---------------------|-------------------|---------------------|---------------------|---------------------|
| Media Laborales | 00h-24h | 985 10,86% | 1.336 13,47% | 1.005 13,43% | 967 17,37% | 1.138 12,74% | 1.358 12,52% | 1.132 13,40% |
| | 06h-22h | 910 8,79% | 1.255 12,99% | 916 13,65% | 910 16,70% | 1.073 11,93% | 1.308 12,23% | 1.062 12,72% |
| | 08h-14h | 455 6,59% | 605 16,03% | 418 17,46% | 418 16,99% | 456 12,06% | 586 15,19% | 490 14,05% |



| | | | | | | | | |
|--------------|---------|------------------|---------------------|---------------------|-------------------|---------------------|---------------------|---------------------|
| Media Diaria | 00h-24h | 978 9,51% | 1.294 11,21% | 1.051 11,42% | 991 14,43% | 1.196 10,28% | 1.373 10,05% | 1.147 11,15% |
| | 06h-22h | 902 7,54% | 1.213 10,63% | 950 11,58% | 923 13,98% | 1.119 9,38% | 1.317 9,72% | 1.071 10,47% |
| | 08h-14h | 426 6,10% | 562 13,17% | 415 14,22% | 410 14,63% | 462 9,96% | 589 12,22% | 477 11,72% |



| | | | | | | | | |
|--------------|---|---------|---------|---------|---------|---------|---------|---------|
| Coeficientes | N | 1,08242 | 1,06454 | 1,09716 | 1,06264 | 1,06058 | 1,03823 | |
| | L | 1,14924 | 0,84731 | 1,12637 | 1,17063 | 0,99473 | 0,83358 | |
| Coeficiente | S | | | | | | | 1,01376 |

Los datos en color negro corresponden al total de vehículos y los datos en color azul corresponden a vehículos pesados (en %)



Castilla-La Mancha

Consejería de Fomento

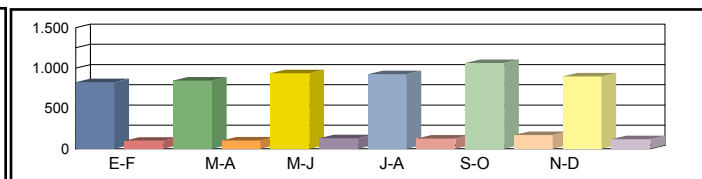
Estación: CU-12c
Carretera: CM-310 p.k. 87,00 **Provincia:** CUENCA
Ubicación: Saelices - Carrasposa del Campo
Año: 2023
Tipo: COBERTURA

Dirección General de Carreteras

| | Ene-Feb | Mar-Abr | May-Jun | Jul-Ago | Sep-Oct | Nov-Dic | IMD |
|--|---------|---------|---------|---------|---------|---------|-----|
|--|---------|---------|---------|---------|---------|---------|-----|

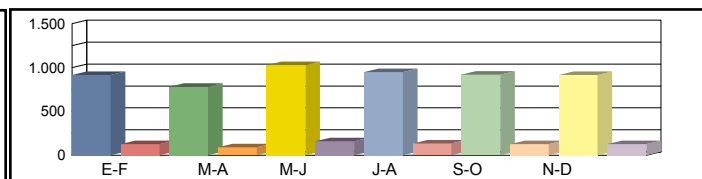
Media 00h-24h
 Domingos 06h-22h
 08h-14h

| | | | | | | |
|-------------------|-------------------|-------------------|-------------------|---------------------|-------------------|-------------------|
| 827 10,90% | 845 11,14% | 936 12,34% | 926 12,20% | 1.062 14,00% | 898 11,83% | 916 12,07% |
| 799 10,39% | 799 10,39% | 868 11,28% | 822 10,69% | 1.007 13,10% | 849 11,04% | 857 11,15% |
| 244 5,24% | 335 7,20% | 289 6,22% | 266 5,72% | 385 8,28% | 408 8,77% | 321 6,91% |



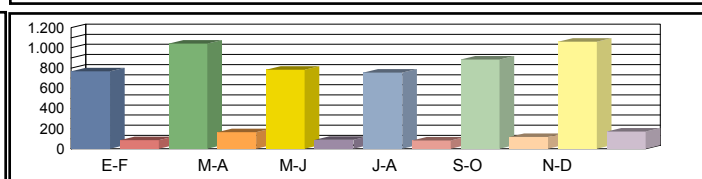
Media 00h-24h
 Sábados 06h-22h
 08h-14h

| | | | | | | |
|-------------------|-------------------|---------------------|-------------------|-------------------|-------------------|-------------------|
| 917 12,08% | 780 10,28% | 1.028 13,55% | 947 12,49% | 919 12,12% | 916 12,08% | 918 12,10% |
| 844 10,98% | 737 9,59% | 961 12,51% | 916 11,91% | 847 11,02% | 863 11,23% | 861 11,20% |
| 463 9,95% | 361 7,75% | 548 11,78% | 540 11,61% | 490 10,52% | 453 9,73% | 476 10,22% |



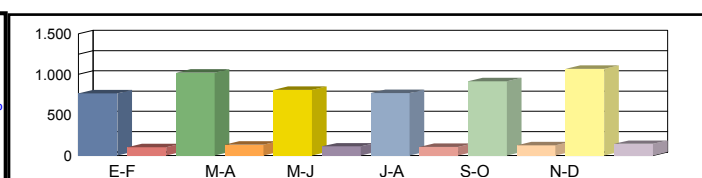
Media 00h-24h
 Laborales 06h-22h
 08h-14h

| | | | | | | |
|-------------------|---------------------|-------------------|------------------|-------------------|---------------------|-------------------|
| 769 10,14% | 1.043 13,75% | 785 10,34% | 755 9,95% | 884 11,65% | 1.060 13,98% | 883 11,64% |
| 721 9,37% | 994 12,93% | 725 9,44% | 721 9,37% | 841 10,94% | 1.036 13,47% | 840 10,92% |
| 396 8,50% | 526 11,30% | 363 7,81% | 363 7,81% | 426 9,15% | 509 10,95% | 430 9,25% |



Media 00h-24h
 Diaria 06h-22h
 08h-14h

| | | | | | | |
|-------------------|---------------------|-------------------|-------------------|-------------------|---------------------|-------------------|
| 766 11,61% | 1.019 11,38% | 810 12,02% | 768 11,85% | 915 12,05% | 1.068 11,74% | 891 11,78% |
| 716 10,87% | 969 10,67% | 743 11,21% | 728 11,04% | 866 11,26% | 1.041 11,00% | 844 11,01% |
| 377 8,71% | 498 8,68% | 361 9,11% | 357 9,01% | 429 9,23% | 510 9,18% | 422 8,99% |



Coeficientes N
 L
 Coeficiente S

| | | | | | | |
|--|--|--|--|--|--|--|
| | | | | | | |
| | | | | | | |

Los datos en color negro corresponden al total de vehículos y los datos en color azul corresponden a vehículos pesados (en %)



Castilla-La Mancha

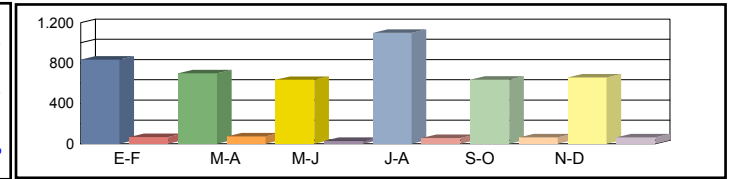
Consejería de Fomento

Estación: CU-14
Carretera: CM-2109 p.k. 2,44 **Provincia:** CUENCA
Ubicación: Carboneras - Arguisuelas
Año: 2023
Tipo: PRIMARIA

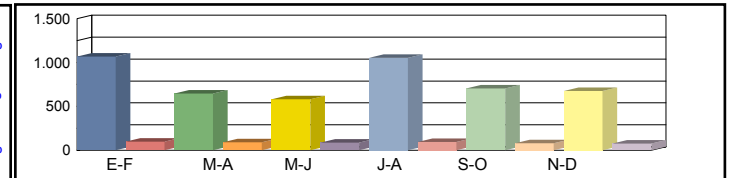
Dirección General de Carreteras

| Ene-Feb | Mar-Abr | May-Jun | Jul-Ago | Sep-Oct | Nov-Dic | IMD |
|---------|---------|---------|---------|---------|---------|-----|
|---------|---------|---------|---------|---------|---------|-----|

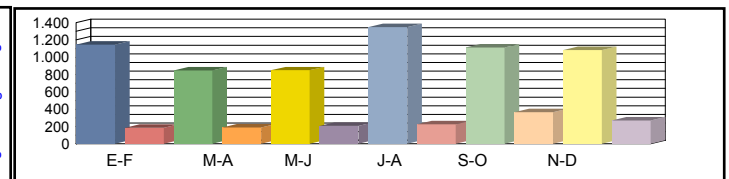
| | | | | | | | | |
|----------|---------|------------------|------------------|------------------|--------------------|------------------|------------------|------------------|
| Media | 00h-24h | 835 7,54% | 699 9,73% | 634 4,57% | 1.098 5,01% | 636 9,12% | 657 8,98% | 760 7,49% |
| Domingos | 06h-22h | 764 6,41% | 638 7,37% | 556 4,14% | 866 4,62% | 591 7,28% | 605 7,77% | 670 6,26% |
| | 08h-14h | 289 5,19% | 247 9,31% | 181 4,42% | 356 3,65% | 248 7,26% | 198 8,08% | 253 6,32% |



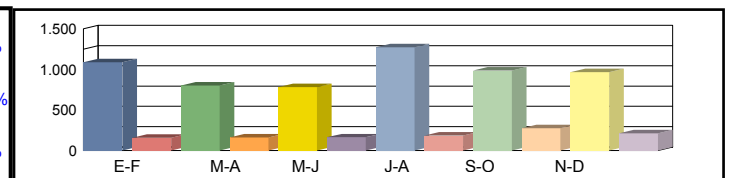
| | | | | | | | | |
|---------|---------|--------------------|-------------------|-------------------|--------------------|-------------------|-------------------|-------------------|
| Media | 00h-24h | 1.067 8,53% | 648 12,35% | 580 13,10% | 1.052 8,27% | 706 10,20% | 675 10,22% | 788 10,44% |
| Sábados | 06h-22h | 1.013 7,01% | 594 9,93% | 529 8,70% | 901 7,55% | 660 8,33% | 628 7,96% | 721 8,25% |
| | 08h-14h | 501 5,39% | 295 8,81% | 235 8,09% | 459 8,06% | 386 5,70% | 256 7,81% | 355 7,31% |



| | | | | | | | | |
|-----------|---------|---------------------|-------------------|-------------------|---------------------|---------------------|---------------------|---------------------|
| Media | 00h-24h | 1.145 13,97% | 848 18,28% | 850 19,65% | 1.349 14,38% | 1.114 24,69% | 1.085 19,91% | 1.065 18,48% |
| Laborales | 06h-22h | 1.072 12,50% | 785 16,69% | 793 17,65% | 1.228 14,50% | 1.052 24,05% | 1.006 19,38% | 989 17,46% |
| | 08h-14h | 494 13,16% | 368 16,58% | 373 16,62% | 630 15,56% | 464 24,35% | 422 20,85% | 458 17,85% |



| | | | | | | | | |
|--------|---------|---------------------|-------------------|-------------------|---------------------|-------------------|-------------------|--------------------------|
| Media | 00h-24h | 1.089 12,49% | 799 16,52% | 780 17,18% | 1.271 12,51% | 987 21,78% | 966 17,91% | 982 16,40% |
| Diaria | 06h-22h | 1.020 11,08% | 737 14,79% | 721 15,26% | 1.130 12,65% | 931 20,95% | 895 17,09% | 906 15,30% |
| | 08h-14h | 465 11,18% | 339 14,75% | 326 14,72% | 566 13,60% | 423 20,57% | 366 18,58% | 414 15,57% |



| | | | | | | | | |
|--------------|---|---------|---------|---------|---------|---------|---------|---------|
| Coeficientes | N | 1,06810 | 1,08025 | 1,07188 | 1,09853 | 1,05894 | 1,07853 | |
| | L | 0,93013 | 1,25590 | 1,25294 | 0,78947 | 0,95601 | 0,98157 | |
| Coeficiente | S | | | | | | | 0,92193 |

Los datos en color negro corresponden al total de vehículos y los datos en color azul corresponden a vehículos pesados (en %)



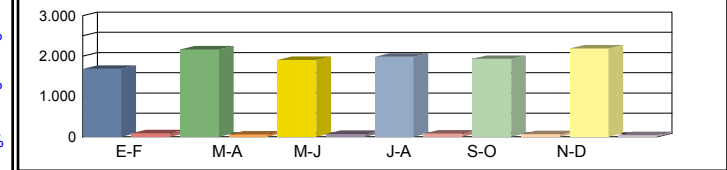
Castilla-La Mancha

Consejería de Fomento

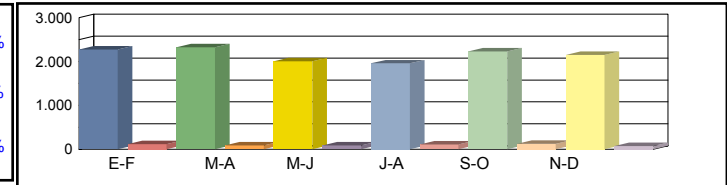
Estación: CU-15
Carretera: CM-200 p.k. 19,55 **Provincia:** CUENCA
Ubicación: Horcajo de Santiago - Fuente Pedro Naharro
Año: 2023
Tipo: PRIMARIA

Dirección General de Carreteras

| Ene-Feb | Mar-Abr | May-Jun | Jul-Ago | Sep-Oct | Nov-Dic | IMD |
|---------|---------|---------|---------|---------|---------|-----|
|---------|---------|---------|---------|---------|---------|-----|



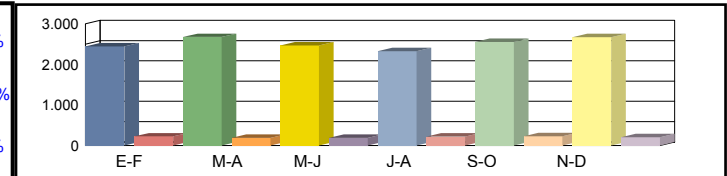
| | | | | | | | | | | | | | | |
|------------------|-------|-------|-------|-------|-------|-------|-------|-------|-------|-------|-------|-------|-------|-------|
| Media 00h-24h | 1.681 | 5,18% | 2.167 | 2,77% | 1.904 | 3,83% | 1.982 | 3,88% | 1.932 | 3,36% | 2.189 | 1,96% | 1.976 | 3,50% |
| Domingos 06h-22h | 1.522 | 4,93% | 1.951 | 1,79% | 1.602 | 3,50% | 1.573 | 3,94% | 1.505 | 2,79% | 1.967 | 1,58% | 1.687 | 3,09% |
| 08h-14h | 524 | 8,78% | 755 | 1,46% | 594 | 4,71% | 443 | 7,00% | 386 | 5,18% | 1.082 | 1,11% | 631 | 4,71% |



| | | | | | | | | | | | | | | |
|-----------------|-------|-------|-------|-------|-------|-------|-------|-------|-------|-------|-------|-------|-------|-------|
| Media 00h-24h | 2.271 | 4,76% | 2.323 | 3,49% | 2.005 | 4,14% | 1.958 | 5,16% | 2.231 | 5,33% | 2.152 | 3,16% | 2.157 | 4,34% |
| Sábados 06h-22h | 2.055 | 3,65% | 2.081 | 3,12% | 1.784 | 3,92% | 1.732 | 4,33% | 1.853 | 4,91% | 1.927 | 2,65% | 1.905 | 3,76% |
| 08h-14h | 1.120 | 2,77% | 1.009 | 3,37% | 747 | 4,02% | 909 | 5,94% | 763 | 4,98% | 890 | 2,70% | 906 | 3,96% |



| | | | | | | | | | | | | | | |
|-------------------|-------|--------|-------|-------|-------|--------|-------|--------|-------|--------|-------|-------|-------|--------|
| Media 00h-24h | 2.633 | 9,30% | 2.845 | 7,52% | 2.675 | 8,07% | 2.460 | 9,84% | 2.740 | 9,23% | 2.873 | 8,49% | 2.704 | 8,74% |
| Laborales 06h-22h | 2.417 | 8,81% | 2.621 | 7,33% | 2.451 | 8,16% | 2.205 | 9,98% | 2.472 | 9,47% | 2.655 | 8,32% | 2.470 | 8,68% |
| 08h-14h | 989 | 10,62% | 1.077 | 8,08% | 1.030 | 10,49% | 874 | 12,01% | 1.083 | 10,71% | 1.126 | 8,44% | 1.030 | 10,06% |



| | | | | | | | | | | | | | | |
|----------------|-------|-------|-------|-------|-------|-------|-------|--------|-------|-------|-------|-------|-------|-------|
| Media 00h-24h | 2.445 | 8,30% | 2.674 | 6,47% | 2.468 | 7,13% | 2.321 | 8,57% | 2.552 | 8,11% | 2.672 | 7,11% | 2.522 | 7,62% |
| Diaria 06h-22h | 2.237 | 7,73% | 2.448 | 6,21% | 2.234 | 7,21% | 2.047 | 8,65% | 2.245 | 8,29% | 2.453 | 6,93% | 2.277 | 7,50% |
| 08h-14h | 941 | 9,14% | 1.022 | 6,75% | 927 | 9,17% | 818 | 10,64% | 938 | 9,70% | 1.086 | 6,72% | 955 | 8,69% |

| | | | | | | | |
|--------------|---|---------|---------|---------|---------|---------|---------|
| Coeficientes | N | 1,08937 | 1,08546 | 1,09139 | 1,11565 | 1,10841 | 1,08211 |
| | L | 1,02697 | 0,95044 | 1,01084 | 1,09919 | 0,98686 | 0,94118 |
| Coeficiente | S | | | | | | 0,93264 |

Los datos en color negro corresponden al total de vehículos y los datos en color azul corresponden a vehículos pesados (en %)



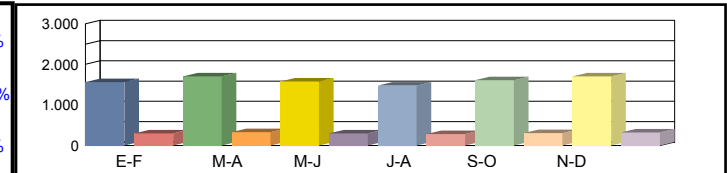
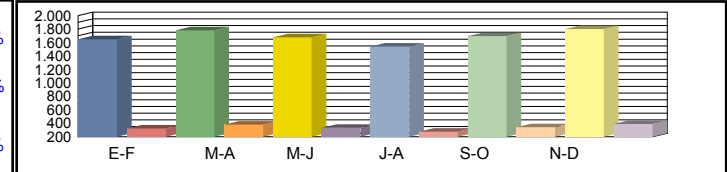
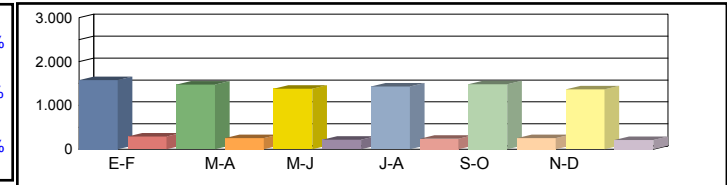
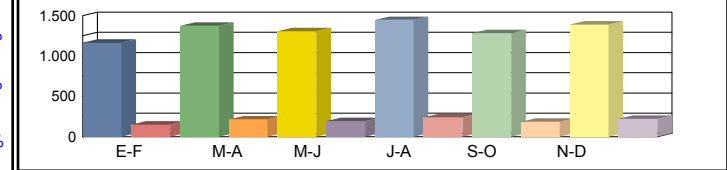
Castilla-La Mancha

Consejería de Fomento

Estación: CU-15a
Carretera: CM-200 p.k. 6,00 **Provincia:** CUENCA
Ubicación: Villamayor de Santiago - Horcajo de Santiago
Año: 2023
Tipo: COBERTURA

Dirección General de Carreteras

| | Ene-Feb | Mar-Abr | May-Jun | Jul-Ago | Sep-Oct | Nov-Dic | IMD |
|--|---------|---------|---------|---------|---------|---------|-----|
|--|---------|---------|---------|---------|---------|---------|-----|



| | | | | | | | | | | | | | | | |
|----------|---------|-------|--------|-------|--------|-------|--------|-------|--------|-------|--------|-------|--------|-------|--------|
| Media | 00h-24h | 1.165 | 11,56% | 1.374 | 13,63% | 1.308 | 12,97% | 1.447 | 14,36% | 1.283 | 12,73% | 1.389 | 13,77% | 1.328 | 13,17% |
| Domingos | 06h-22h | 1.059 | 10,23% | 1.241 | 11,98% | 1.117 | 10,78% | 1.196 | 11,55% | 1.044 | 10,08% | 1.249 | 12,05% | 1.151 | 11,11% |
| | 08h-14h | 418 | 8,90% | 555 | 11,80% | 481 | 10,24% | 407 | 8,65% | 309 | 6,58% | 748 | 15,92% | 486 | 10,35% |

| | | | | | | | | | | | | | | | |
|---------|---------|-------|--------|-------|--------|-------|--------|-------|--------|-------|--------|-------|--------|-------|--------|
| Media | 00h-24h | 1.574 | 15,62% | 1.473 | 14,61% | 1.377 | 13,66% | 1.430 | 14,18% | 1.482 | 14,70% | 1.365 | 13,54% | 1.450 | 14,39% |
| Sábados | 06h-22h | 1.430 | 13,81% | 1.324 | 12,78% | 1.243 | 12,00% | 1.317 | 12,72% | 1.285 | 12,40% | 1.223 | 11,81% | 1.304 | 12,59% |
| | 08h-14h | 894 | 19,02% | 741 | 15,78% | 605 | 12,88% | 835 | 17,76% | 611 | 13,00% | 615 | 13,09% | 717 | 15,25% |

| | | | | | | | | | | | | | | | |
|-----------|---------|-------|--------|-------|--------|-------|--------|-------|--------|-------|--------|-------|--------|-------|--------|
| Media | 00h-24h | 1.650 | 16,37% | 1.783 | 17,69% | 1.677 | 16,63% | 1.542 | 15,30% | 1.695 | 16,81% | 1.801 | 17,87% | 1.691 | 16,78% |
| Laborales | 06h-22h | 1.524 | 14,71% | 1.652 | 15,95% | 1.545 | 14,91% | 1.390 | 13,42% | 1.557 | 15,03% | 1.674 | 16,15% | 1.557 | 15,03% |
| | 08h-14h | 721 | 15,34% | 785 | 16,71% | 751 | 15,98% | 637 | 13,56% | 751 | 15,98% | 821 | 17,47% | 744 | 15,84% |

| | | | | | | | | | | | | | | | |
|--------|---------|-------|--------|-------|--------|-------|--------|-------|--------|-------|--------|-------|--------|--------------|---------------|
| Media | 00h-24h | 1.560 | 15,89% | 1.701 | 16,04% | 1.577 | 15,81% | 1.475 | 16,09% | 1.606 | 15,93% | 1.704 | 15,91% | 1.604 | 15,95% |
| Diaria | 06h-22h | 1.437 | 14,17% | 1.569 | 14,27% | 1.438 | 13,99% | 1.313 | 14,20% | 1.445 | 13,95% | 1.575 | 14,14% | 1.463 | 14,12% |
| | 08h-14h | 695 | 15,40% | 754 | 15,35% | 692 | 14,72% | 605 | 15,19% | 668 | 14,21% | 799 | 15,56% | 702 | 15,07% |

| | | | | | | | | | | | | | | | |
|--------------|---|--|--|--|--|--|--|--|--|--|--|--|--|--|--|
| Coeficientes | N | | | | | | | | | | | | | | |
| | L | | | | | | | | | | | | | | |
| Coeficiente | S | | | | | | | | | | | | | | |

Los datos en color negro corresponden al total de vehículos y los datos en color azul corresponden a vehículos pesados (en %)



Castilla-La Mancha

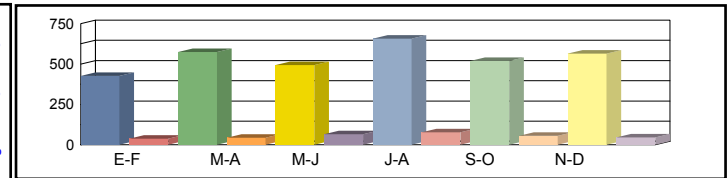
Consejería de Fomento

Estación: CU-15b
Carretera: CM-3000 p.k. 48,15 **Provincia:** CUENCA
Ubicación: Cabezamesada - Límite Provincia Toledo - Horcajo de Santiago
Año: 2023
Tipo: PRIMARIA

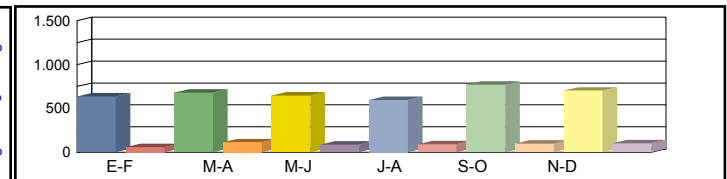
Dirección General de Carreteras

| Ene-Feb | Mar-Abr | May-Jun | Jul-Ago | Sep-Oct | Nov-Dic | IMD |
|---------|---------|---------|---------|---------|---------|-----|
|---------|---------|---------|---------|---------|---------|-----|

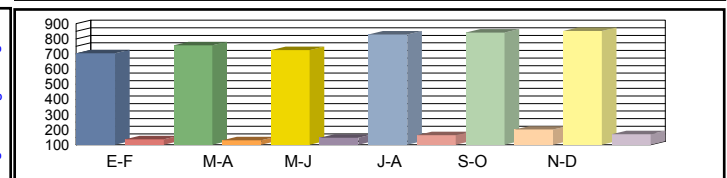
| | | | | | | | | |
|----------------|---------|------------------|------------------|-------------------|-------------------|------------------|------------------|------------------|
| Media Domingos | 00h-24h | 426 8,22% | 575 7,13% | 494 11,74% | 658 10,64% | 520 9,81% | 565 7,43% | 540 9,16% |
| | 06h-22h | 357 4,76% | 514 5,25% | 406 10,59% | 552 9,96% | 375 8,53% | 473 5,71% | 446 7,47% |
| | 08h-14h | 165 7,27% | 226 4,42% | 102 12,75% | 189 13,23% | 154 7,14% | 217 6,45% | 176 8,54% |



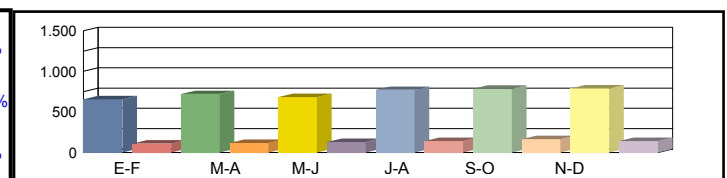
| | | | | | | | | |
|---------------|---------|------------------|-------------------|-------------------|-------------------|-------------------|-------------------|-------------------|
| Media Sábados | 00h-24h | 635 8,19% | 679 14,43% | 645 12,09% | 595 13,11% | 769 11,44% | 703 12,66% | 671 11,99% |
| | 06h-22h | 559 7,69% | 571 13,13% | 549 11,84% | 508 12,60% | 652 10,28% | 601 11,98% | 573 11,25% |
| | 08h-14h | 289 7,27% | 238 13,87% | 237 13,08% | 173 13,29% | 251 13,55% | 261 12,26% | 242 12,22% |



| | | | | | | | | |
|-----------------|---------|-------------------|-------------------|-------------------|-------------------|-------------------|-------------------|-------------------|
| Media Laborales | 00h-24h | 705 16,17% | 757 14,66% | 726 16,80% | 828 16,55% | 842 19,24% | 852 16,67% | 785 16,68% |
| | 06h-22h | 633 14,06% | 660 13,03% | 654 16,06% | 728 15,52% | 738 18,56% | 753 15,01% | 694 15,37% |
| | 08h-14h | 286 12,59% | 303 14,52% | 264 18,18% | 313 12,78% | 308 20,78% | 334 17,96% | 301 16,14% |



| | | | | | | | | |
|--------------|---------|-------------------|-------------------|-------------------|-------------------|-------------------|-------------------|--------------------------|
| Media Diaria | 00h-24h | 655 14,35% | 720 13,75% | 682 15,69% | 771 15,43% | 785 17,20% | 789 15,21% | 734 15,27% |
| | 06h-22h | 583 12,35% | 626 12,14% | 604 15,07% | 671 14,61% | 674 16,62% | 692 13,73% | 642 14,08% |
| | 08h-14h | 269 11,15% | 283 13,43% | 238 17,23% | 276 13,04% | 277 18,77% | 306 16,01% | 275 14,94% |



| | | | | | | | | |
|--------------|---|---------|---------|---------|---------|---------|---------|---------|
| Coeficientes | N | 1,11374 | 1,14697 | 1,11009 | 1,13736 | 1,14092 | 1,13147 | |
| | L | 1,11348 | 1,03699 | 1,08127 | 0,94807 | 0,93230 | 0,92136 | |
| Coeficiente | S | | | | | | | 0,93467 |

Los datos en color negro corresponden al total de vehículos y los datos en color azul corresponden a vehículos pesados (en %)



Castilla-La Mancha

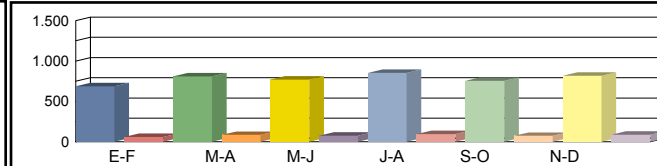
Consejería de Fomento

Estación: CU-16b
Carretera: CM-2117 p.k. 2,00 **Provincia:** CUENCA
Ubicación: Villares del Saz - Int N-420
Año: 2023
Tipo: COBERTURA

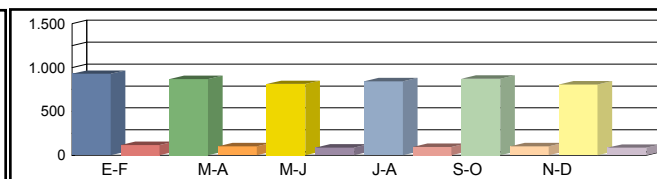
Dirección General de Carreteras

| | Ene-Feb | Mar-Abr | May-Jun | Jul-Ago | Sep-Oct | Nov-Dic | IMD |
|--|---------|---------|---------|---------|---------|---------|-----|
|--|---------|---------|---------|---------|---------|---------|-----|

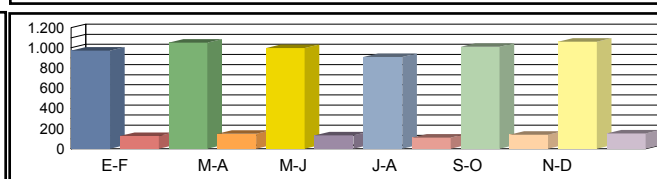
| | | | | | | | | |
|----------------|---------|------------------|------------------|------------------|-------------------|------------------|------------------|------------------|
| Media Domingos | 00h-24h | 687 8,19% | 810 9,65% | 771 9,19% | 853 10,17% | 756 9,02% | 818 9,76% | 782 9,33% |
| | 06h-22h | 623 6,84% | 729 8,01% | 656 7,21% | 703 7,73% | 613 6,74% | 734 8,06% | 676 7,43% |
| | 08h-14h | 290 5,56% | 385 7,37% | 334 6,40% | 282 5,41% | 214 4,11% | 519 9,94% | 337 6,46% |



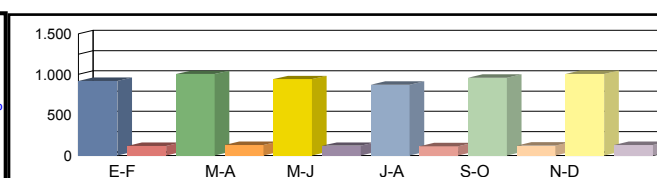
| | | | | | | | | |
|---------------|---------|-------------------|-------------------|------------------|-------------------|-------------------|------------------|-------------------|
| Media Sábados | 00h-24h | 928 11,06% | 868 10,35% | 812 9,68% | 843 10,05% | 873 10,41% | 805 9,59% | 855 10,19% |
| | 06h-22h | 841 9,24% | 778 8,55% | 731 8,03% | 774 8,51% | 755 8,30% | 719 7,90% | 766 8,42% |
| | 08h-14h | 620 11,88% | 514 9,85% | 420 8,04% | 579 11,09% | 424 8,12% | 427 8,18% | 497 9,53% |



| | | | | | | | | |
|-----------------|---------|-------------------|---------------------|-------------------|-------------------|---------------------|---------------------|---------------------|
| Media Laborales | 00h-24h | 973 11,60% | 1.051 12,53% | 999 11,91% | 909 10,84% | 1.012 12,07% | 1.061 12,66% | 1.001 11,93% |
| | 06h-22h | 895 9,84% | 971 10,67% | 915 10,05% | 817 8,98% | 916 10,06% | 984 10,81% | 916 10,07% |
| | 08h-14h | 500 9,58% | 545 10,44% | 521 9,98% | 442 8,47% | 548 10,49% | 570 10,91% | 521 9,98% |



| | | | | | | | | |
|--------------|---------|-------------------|---------------------|-------------------|-------------------|-------------------|---------------------|--------------------------|
| Media Diaria | 00h-24h | 920 11,26% | 1.003 11,37% | 940 11,20% | 870 11,40% | 959 11,28% | 1.004 11,27% | 949 11,30% |
| | 06h-22h | 844 9,48% | 922 9,55% | 852 9,36% | 772 9,50% | 850 9,33% | 926 9,46% | 861 9,45% |
| | 08h-14h | 482 9,62% | 524 9,59% | 480 9,19% | 420 9,49% | 487 8,88% | 555 9,72% | 491 9,41% |



| | | | | | | | | |
|--------------|---|--|--|--|--|--|--|--|
| Coeficientes | N | | | | | | | |
| | L | | | | | | | |
| Coeficiente | S | | | | | | | |

Los datos en color negro corresponden al total de vehículos y los datos en color azul corresponden a vehículos pesados (en %)



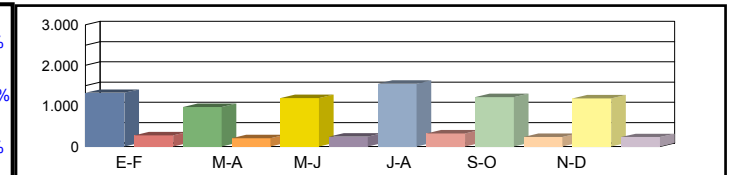
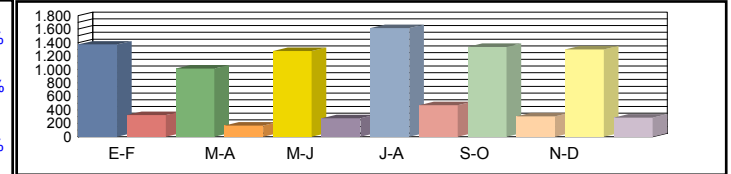
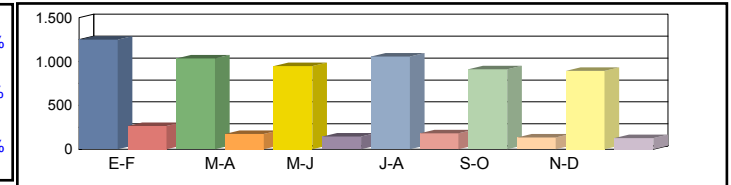
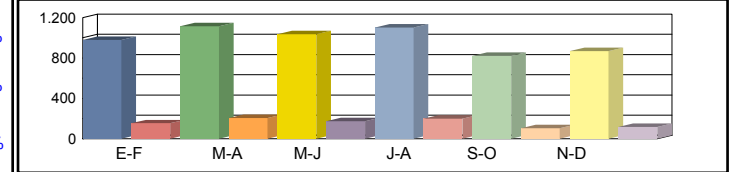
Castilla-La Mancha

Consejería de Fomento

Estación: CU-17b
Carretera: CM-3102 p.k. 51,00 **Provincia:** CUENCA
Ubicación: El Pedernoso - Belmonte
Año: 2023
Tipo: COBERTURA

Dirección General de Carreteras

| | Ene-Feb | Mar-Abr | May-Jun | Jul-Ago | Sep-Oct | Nov-Dic | IMD |
|--|---------|---------|---------|---------|---------|---------|-----|
|--|---------|---------|---------|---------|---------|---------|-----|



| | | | | | | | | | | | | | | | |
|----------|---------|-----|--------|-------|--------|-------|--------|-------|--------|-----|--------|-----|--------|-----|--------|
| Media | 00h-24h | 978 | 13,64% | 1.116 | 15,56% | 1.037 | 14,46% | 1.102 | 15,37% | 822 | 11,46% | 868 | 12,10% | 987 | 13,77% |
| Domingos | 06h-22h | 894 | 11,04% | 1.034 | 12,76% | 921 | 11,37% | 915 | 11,30% | 758 | 9,36% | 807 | 9,96% | 888 | 10,96% |
| | 08h-14h | 337 | 6,87% | 396 | 8,05% | 301 | 6,13% | 342 | 6,95% | 318 | 6,48% | 294 | 5,98% | 331 | 6,74% |

| | | | | | | | | | | | | | | | |
|---------|---------|-------|--------|-------|--------|-----|--------|-------|--------|-----|--------|-----|--------|-------|--------|
| Media | 00h-24h | 1.250 | 17,43% | 1.035 | 14,43% | 949 | 13,23% | 1.056 | 14,72% | 913 | 12,73% | 892 | 12,43% | 1.016 | 14,16% |
| Sábados | 06h-22h | 1.186 | 14,64% | 962 | 11,88% | 876 | 10,82% | 952 | 11,75% | 846 | 10,45% | 838 | 10,34% | 943 | 11,65% |
| | 08h-14h | 585 | 11,91% | 473 | 9,62% | 391 | 7,97% | 440 | 8,96% | 496 | 10,08% | 380 | 7,73% | 461 | 9,38% |

| | | | | | | | | | | | | | | | |
|-----------|---------|-------|--------|-------|--------|-------|--------|-------|--------|-------|--------|-------|--------|-------|--------|
| Media | 00h-24h | 1.372 | 19,13% | 1.016 | 14,17% | 1.276 | 17,79% | 1.616 | 22,53% | 1.335 | 18,61% | 1.300 | 18,12% | 1.319 | 18,39% |
| Laborales | 06h-22h | 1.294 | 15,98% | 948 | 11,70% | 1.194 | 14,74% | 1.483 | 18,30% | 1.270 | 15,68% | 1.215 | 14,99% | 1.234 | 15,23% |
| | 08h-14h | 586 | 11,92% | 436 | 8,88% | 543 | 11,05% | 747 | 15,20% | 550 | 11,19% | 500 | 10,18% | 560 | 11,40% |

| | | | | | | | | | | | | | | | |
|--------|---------|-------|--------|-----|--------|-------|--------|-------|--------|-------|--------|-------|--------|--------------|--------|
| Media | 00h-24h | 1.322 | 17,15% | 970 | 16,99% | 1.195 | 16,66% | 1.545 | 17,01% | 1.213 | 16,16% | 1.185 | 16,21% | 1.238 | 16,70% |
| Diaria | 06h-22h | 1.246 | 14,20% | 904 | 14,05% | 1.110 | 13,70% | 1.391 | 13,82% | 1.151 | 13,36% | 1.107 | 13,43% | 1.152 | 13,76% |
| | 08h-14h | 561 | 10,57% | 411 | 10,42% | 487 | 9,91% | 687 | 10,17% | 511 | 10,26% | 446 | 9,85% | 517 | 10,20% |

| | | | | | | | | | | | | | | | |
|--------------|---|--|--|--|--|--|--|--|--|--|--|--|--|--|--|
| Coeficientes | N | | | | | | | | | | | | | | |
| | L | | | | | | | | | | | | | | |
| Coeficiente | S | | | | | | | | | | | | | | |

Los datos en color negro corresponden al total de vehículos y los datos en color azul corresponden a vehículos pesados (en %)



Castilla-La Mancha

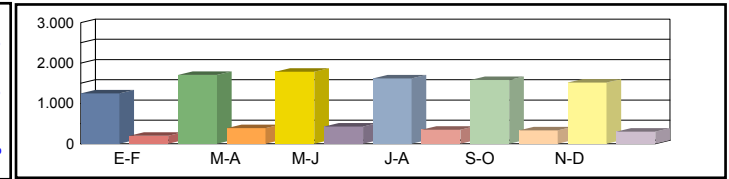
Consejería de Fomento

Estación: CU-18b
Carretera: CM-211 p.k. 27,00 **Provincia:** CUENCA
Ubicación: Campillo de Altobuey - Int N-3
Año: 2023
Tipo: COBERTURA

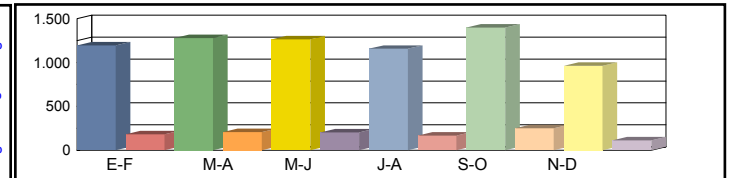
Dirección General de Carreteras

| Ene-Feb | Mar-Abr | May-Jun | Jul-Ago | Sep-Oct | Nov-Dic | IMD |
|---------|---------|---------|---------|---------|---------|-----|
|---------|---------|---------|---------|---------|---------|-----|

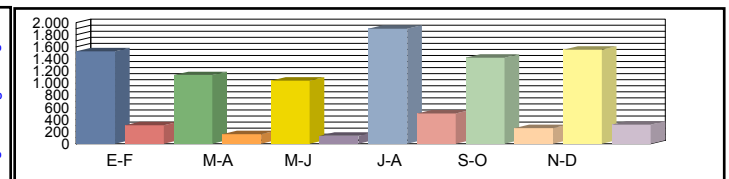
| | | | | | | | | |
|----------------|---------|---------------------|---------------------|---------------------|---------------------|---------------------|---------------------|---------------------|
| Media Domingos | 00h-24h | 1.250 13,68% | 1.707 18,68% | 1.784 19,53% | 1.622 17,76% | 1.583 17,33% | 1.518 16,61% | 1.577 17,26% |
| | 06h-22h | 1.142 12,07% | 1.587 16,76% | 1.671 17,66% | 1.495 15,79% | 1.435 15,16% | 1.423 15,03% | 1.459 15,41% |
| | 08h-14h | 325 13,59% | 354 14,78% | 496 20,72% | 502 20,97% | 299 12,51% | 275 11,48% | 375 15,67% |



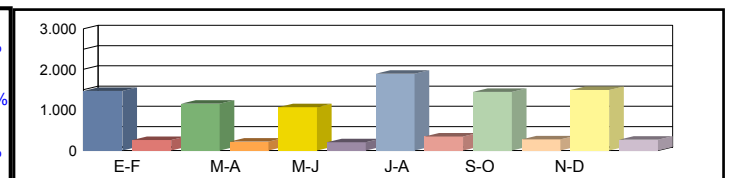
| | | | | | | | | |
|---------------|---------|---------------------|---------------------|---------------------|---------------------|---------------------|-------------------|---------------------|
| Media Sábados | 00h-24h | 1.196 13,09% | 1.277 13,97% | 1.263 13,82% | 1.157 12,66% | 1.397 15,29% | 962 10,53% | 1.209 13,23% |
| | 06h-22h | 1.097 11,59% | 1.169 12,35% | 1.185 12,52% | 1.068 11,28% | 1.308 13,81% | 897 9,47% | 1.121 11,84% |
| | 08h-14h | 452 18,87% | 651 27,19% | 614 25,64% | 436 18,22% | 583 24,38% | 376 15,70% | 519 21,67% |



| | | | | | | | | |
|-----------------|---------|---------------------|---------------------|---------------------|---------------------|---------------------|---------------------|---------------------|
| Media Laborales | 00h-24h | 1.526 16,70% | 1.135 12,42% | 1.044 11,42% | 1.901 20,81% | 1.421 15,55% | 1.551 16,98% | 1.430 15,65% |
| | 06h-22h | 1.427 15,07% | 1.086 11,47% | 961 10,15% | 1.766 18,65% | 1.327 14,02% | 1.438 15,19% | 1.334 14,09% |
| | 08h-14h | 567 23,68% | 416 17,38% | 380 15,90% | 726 30,35% | 520 21,73% | 540 22,57% | 525 21,93% |



| | | | | | | | | |
|--------------|---------|---------------------|---------------------|---------------------|---------------------|---------------------|---------------------|----------------------------|
| Media Diaria | 00h-24h | 1.465 14,93% | 1.151 15,77% | 1.066 15,87% | 1.889 15,45% | 1.441 15,77% | 1.494 14,99% | 1.418 15,46% |
| | 06h-22h | 1.363 13,39% | 1.098 14,17% | 982 14,32% | 1.749 13,88% | 1.340 14,15% | 1.386 13,51% | 1.320 13,90% |
| | 08h-14h | 526 20,16% | 412 21,52% | 387 22,14% | 706 21,12% | 498 20,79% | 482 19,40% | 502 20,86% |



| | | | | | | | | |
|--------------|---|--|--|--|--|--|--|--|
| Coeficientes | N | | | | | | | |
| | L | | | | | | | |
| Coeficiente | S | | | | | | | |

Los datos en color negro corresponden al total de vehículos y los datos en color azul corresponden a vehículos pesados (en %)



Castilla-La Mancha

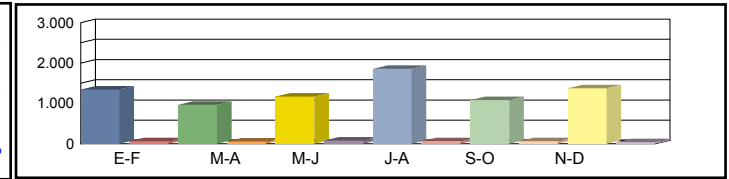
Consejería de Fomento

Estación: CU-18c
Carretera: CM-3201 p.k. 2,30 **Provincia:** CUENCA
Ubicación: Minglanilla - Villarta
Año: 2023
Tipo: PRIMARIA

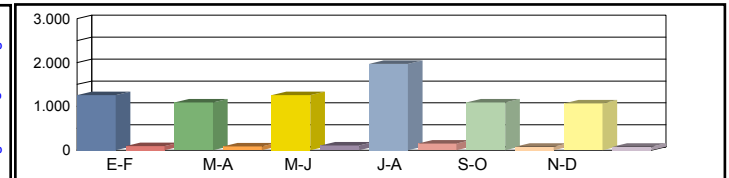
Dirección General de Carreteras

| | Ene-Feb | Mar-Abr | May-Jun | Jul-Ago | Sep-Oct | Nov-Dic | IMD |
|--|---------|---------|---------|---------|---------|---------|-----|
|--|---------|---------|---------|---------|---------|---------|-----|

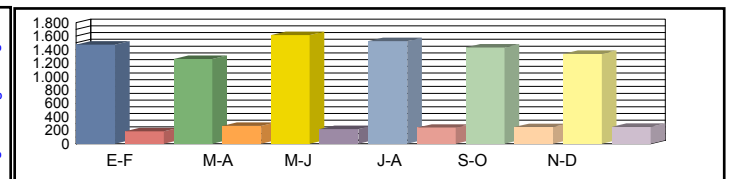
| | | | | | | | | |
|----------|---------|-------------|-----------|-------------|-------------|-------------|-------------|-------------|
| Media | 00h-24h | 1.344 4,84% | 969 5,88% | 1.169 6,42% | 1.857 3,66% | 1.085 5,90% | 1.374 3,06% | 1.300 4,96% |
| Domingos | 06h-22h | 1.131 3,63% | 854 5,27% | 996 5,12% | 1.537 3,32% | 999 5,61% | 1.178 3,31% | 1.116 4,37% |
| | 08h-14h | 331 3,63% | 266 9,02% | 409 8,31% | 368 3,53% | 284 6,34% | 343 5,25% | 334 6,01% |



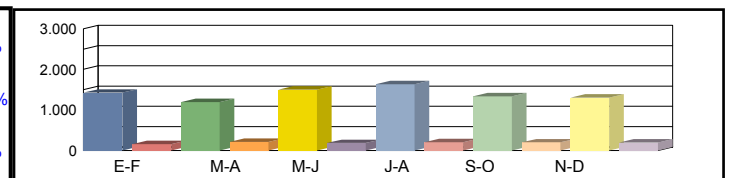
| | | | | | | | | |
|---------|---------|-------------|-------------|-------------|-------------|-------------|-------------|-------------|
| Media | 00h-24h | 1.254 6,78% | 1.093 7,59% | 1.254 7,81% | 1.969 7,11% | 1.089 6,98% | 1.068 6,74% | 1.288 7,17% |
| Sábados | 06h-22h | 1.114 5,03% | 971 7,52% | 1.130 7,26% | 1.747 7,04% | 996 7,13% | 910 5,93% | 1.145 6,65% |
| | 08h-14h | 613 2,45% | 506 5,14% | 461 6,51% | 792 2,40% | 447 8,05% | 453 5,08% | 545 4,94% |



| | | | | | | | | |
|-----------|---------|--------------|--------------|--------------|--------------|--------------|--------------|--------------|
| Media | 00h-24h | 1.474 11,26% | 1.259 17,39% | 1.617 11,87% | 1.525 13,64% | 1.432 14,87% | 1.335 15,81% | 1.440 14,14% |
| Laborales | 06h-22h | 1.347 10,39% | 1.183 16,74% | 1.487 11,84% | 1.373 12,96% | 1.352 14,79% | 1.223 15,54% | 1.328 13,71% |
| | 08h-14h | 570 10,88% | 538 16,17% | 631 12,52% | 604 12,91% | 530 13,96% | 534 17,98% | 568 14,07% |



| | | | | | | | | |
|--------|---------|-------------|--------------|--------------|--------------|--------------|--------------|---------------------|
| Media | 00h-24h | 1.424 9,83% | 1.194 14,74% | 1.501 10,79% | 1.636 10,88% | 1.333 12,90% | 1.303 12,82% | 1.398 11,99% |
| Diaria | 06h-22h | 1.283 8,89% | 1.105 14,30% | 1.366 10,61% | 1.450 10,48% | 1.251 12,87% | 1.172 12,71% | 1.271 11,64% |
| | 08h-14h | 542 8,86% | 494 13,97% | 575 11,48% | 597 10,05% | 483 12,63% | 495 14,95% | 531 11,99% |



| | | | | | | | | |
|--------------|---|---------|---------|---------|---------|---------|---------|---------|
| Coeficientes | N | 1,09428 | 1,06424 | 1,08742 | 1,11071 | 1,05917 | 1,09158 | |
| | L | 0,97693 | 1,14376 | 0,89054 | 0,94426 | 1,00559 | 1,07865 | |
| Coeficiente | S | | | | | | | 0,97103 |

Los datos en color negro corresponden al total de vehículos y los datos en color azul corresponden a vehículos pesados (en %)



Castilla-La Mancha

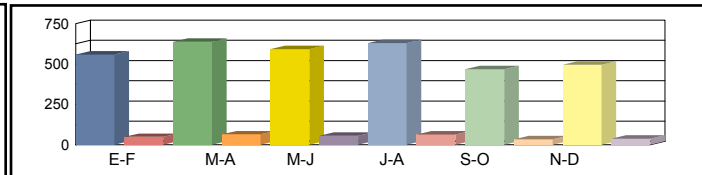
Consejería de Fomento

Estación: CU-19a
Carretera: CM-3112 p.k. 4,00 **Provincia:** CUENCA
Ubicación: San Clemente - Honrubia
Año: 2023
Tipo: COBERTURA

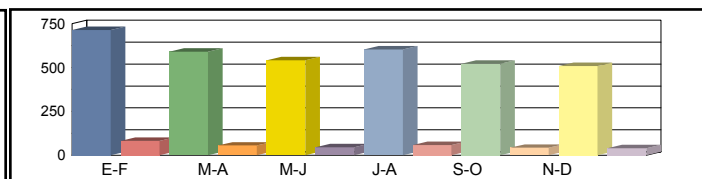
Dirección General de Carreteras

| | Ene-Feb | Mar-Abr | May-Jun | Jul-Ago | Sep-Oct | Nov-Dic | IMD |
|--|---------|---------|---------|---------|---------|---------|-----|
|--|---------|---------|---------|---------|---------|---------|-----|

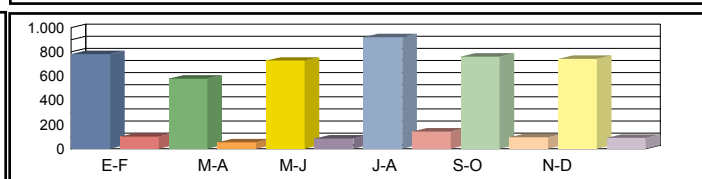
| | | | | | | | | |
|----------------|---------|-----------|-----------|-----------|-----------|-----------|-----------|-----------|
| Media Domingos | 00h-24h | 558 8,11% | 637 9,25% | 592 8,60% | 629 9,14% | 469 6,82% | 495 7,19% | 563 8,18% |
| | 06h-22h | 513 7,54% | 593 8,72% | 528 7,77% | 525 7,72% | 435 6,39% | 463 6,81% | 510 7,49% |
| | 08h-14h | 153 5,31% | 179 6,22% | 137 4,74% | 155 5,37% | 144 5,00% | 133 4,62% | 150 5,21% |



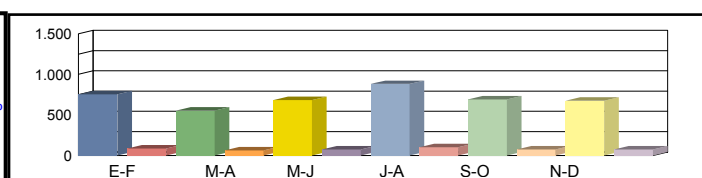
| | | | | | | | | |
|---------------|---------|------------|-----------|-----------|-----------|-----------|-----------|-----------|
| Media Sábados | 00h-24h | 713 10,36% | 590 8,58% | 541 7,86% | 603 8,75% | 521 7,57% | 509 7,39% | 580 8,42% |
| | 06h-22h | 680 10,00% | 552 8,12% | 503 7,39% | 546 8,03% | 486 7,14% | 481 7,07% | 541 7,96% |
| | 08h-14h | 265 9,20% | 214 7,43% | 177 6,15% | 199 6,92% | 224 7,79% | 172 5,97% | 208 7,24% |



| | | | | | | | | |
|-----------------|---------|------------|-----------|------------|------------|------------|------------|------------|
| Media Laborales | 00h-24h | 783 11,37% | 580 8,42% | 728 10,58% | 922 13,40% | 761 11,06% | 742 10,78% | 753 10,93% |
| | 06h-22h | 742 10,92% | 544 8,00% | 685 10,07% | 851 12,51% | 729 10,71% | 697 10,25% | 708 10,41% |
| | 08h-14h | 265 9,21% | 198 6,86% | 246 8,54% | 338 11,74% | 249 8,65% | 227 7,87% | 254 8,81% |



| | | | | | | | | |
|--------------|---------|------------|------------|-----------|------------|-----------|-----------|-----------|
| Media Diaria | 00h-24h | 755 10,19% | 554 10,10% | 682 9,91% | 881 10,11% | 691 9,61% | 676 9,64% | 706 9,93% |
| | 06h-22h | 715 9,70% | 518 9,60% | 637 9,36% | 798 9,45% | 661 9,13% | 635 9,18% | 661 9,40% |
| | 08h-14h | 254 8,17% | 187 8,05% | 221 7,65% | 311 7,85% | 231 7,93% | 202 7,61% | 234 7,88% |



| | | | | | | | | |
|--------------|---|--|--|--|--|--|--|--|
| Coeficientes | N | | | | | | | |
| | L | | | | | | | |
| Coeficiente | S | | | | | | | |

Los datos en color negro corresponden al total de vehículos y los datos en color azul corresponden a vehículos pesados (en %)



Castilla-La Mancha

Consejería de Fomento

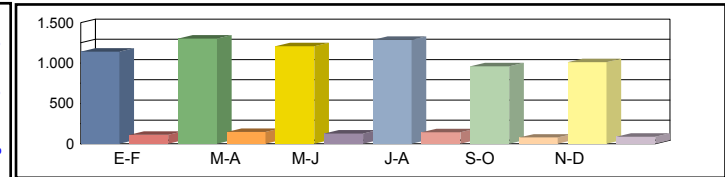
Estación: CU-19c
Carretera: CM-3009 p.k. 75,00 **Provincia:** CUENCA
Ubicación: La Alaberca de Záncara - San Clemente
Año: 2023
Tipo: COBERTURA

Dirección General de Carreteras

| Ene-Feb | Mar-Abr | May-Jun | Jul-Ago | Sep-Oct | Nov-Dic | IMD |
|---------|---------|---------|---------|---------|---------|-----|
|---------|---------|---------|---------|---------|---------|-----|

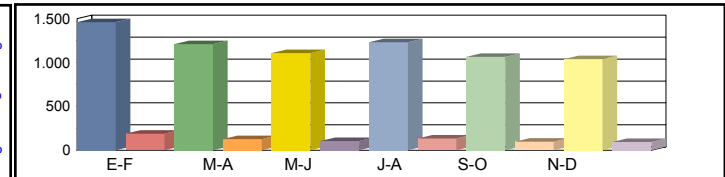
Media 00h-24h
 Domingos 06h-22h
 08h-14h

| | | | | | | |
|-------------|--------------|-------------|--------------|-----------|-------------|-------------|
| 1.142 9,01% | 1.303 10,28% | 1.210 9,55% | 1.286 10,15% | 959 7,57% | 1.013 7,99% | 1.152 9,09% |
| 1.061 7,88% | 1.226 9,11% | 1.092 8,11% | 1.085 8,06% | 899 6,68% | 957 7,11% | 1.053 7,83% |
| 398 7,56% | 467 8,87% | 356 6,76% | 403 7,65% | 376 7,13% | 347 6,58% | 391 7,43% |



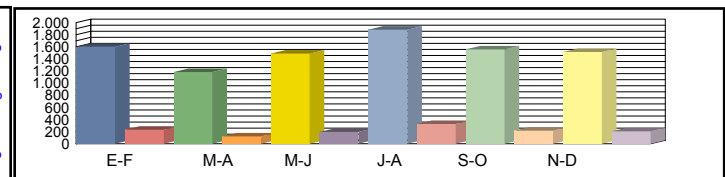
Media 00h-24h
 Sábados 06h-22h
 08h-14h

| | | | | | | |
|--------------|-------------|-------------|-------------|-------------|-------------|-------------|
| 1.459 11,52% | 1.208 9,53% | 1.107 8,74% | 1.232 9,73% | 1.065 8,41% | 1.040 8,21% | 1.185 9,36% |
| 1.406 10,45% | 1.141 8,48% | 1.039 7,72% | 1.129 8,39% | 1.004 7,46% | 994 7,38% | 1.119 8,31% |
| 691 13,11% | 558 10,59% | 462 8,77% | 520 9,87% | 585 11,10% | 448 8,51% | 544 10,33% |



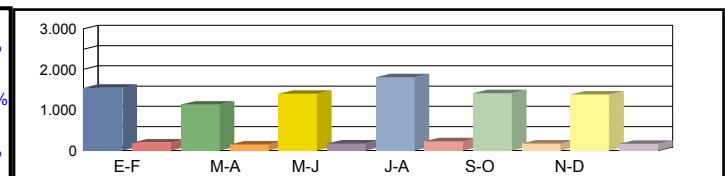
Media 00h-24h
 Laborales 06h-22h
 08h-14h

| | | | | | | |
|--------------|-------------|--------------|--------------|--------------|--------------|--------------|
| 1.601 12,64% | 1.186 9,36% | 1.489 11,75% | 1.886 14,89% | 1.558 12,29% | 1.517 11,97% | 1.540 12,15% |
| 1.535 11,41% | 1.124 8,35% | 1.416 10,52% | 1.758 13,07% | 1.506 11,19% | 1.440 10,70% | 1.463 10,87% |
| 691 13,12% | 515 9,78% | 641 12,17% | 882 16,74% | 649 12,33% | 591 11,21% | 662 12,56% |



Media 00h-24h
 Diaria 06h-22h
 08h-14h

| | | | | | | |
|--------------|--------------|--------------|--------------|--------------|--------------|---------------------|
| 1.543 11,33% | 1.133 11,23% | 1.395 11,01% | 1.803 11,24% | 1.415 10,68% | 1.382 10,71% | 1.445 11,03% |
| 1.478 10,14% | 1.071 10,03% | 1.316 9,78% | 1.648 9,87% | 1.365 9,54% | 1.312 9,59% | 1.365 9,82% |
| 661 11,65% | 485 11,47% | 575 10,91% | 811 11,19% | 603 11,30% | 527 10,85% | 610 11,23% |



Coeficientes N
 L
 Coeficiente S

| | | | | | | |
|--|--|--|--|--|--|--|
| | | | | | | |
| | | | | | | |

Los datos en color negro corresponden al total de vehículos y los datos en color azul corresponden a vehículos pesados (en %)



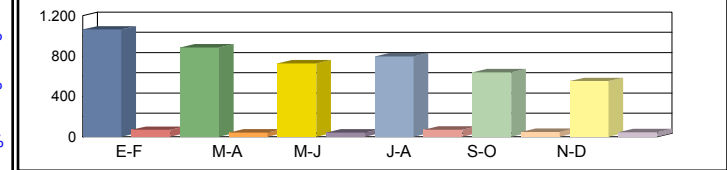
Castilla-La Mancha

Consejería de Fomento

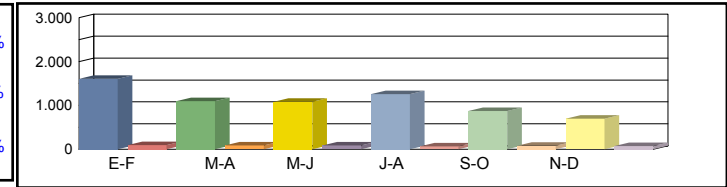
Estación: CU-19d
Carretera: CM-3117 p.k. 3,12 **Provincia:** CUENCA
Ubicación: San Clemente - Casas de Fernando Alonso
Año: 2023
Tipo: PRIMARIA

Dirección General de Carreteras

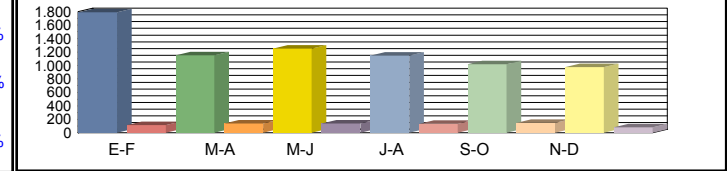
| | Ene-Feb | Mar-Abr | May-Jun | Jul-Ago | Sep-Oct | Nov-Dic | IMD |
|--|---------|---------|---------|---------|---------|---------|-----|
|--|---------|---------|---------|---------|---------|---------|-----|



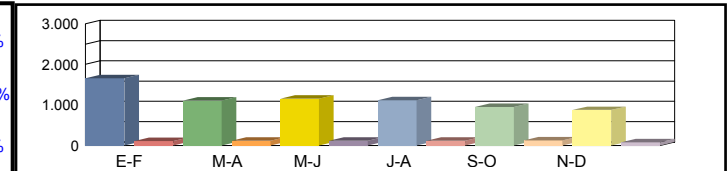
| | | | | | | | |
|------------------|-------------|------------|-----------|------------|-----------|------------|-----------|
| Media 00h-24h | 1.063 6,11% | 884 4,64% | 727 5,36% | 796 8,29% | 639 7,20% | 552 7,79% | 777 6,57% |
| Domingos 06h-22h | 898 5,01% | 761 4,20% | 616 4,38% | 672 7,14% | 577 6,41% | 459 6,54% | 664 5,62% |
| 08h-14h | 284 7,39% | 224 10,27% | 196 2,55% | 181 13,26% | 135 2,96% | 177 12,99% | 200 8,24% |



| | | | | | | | |
|-----------------|-------------|-------------|-------------|-------------|-----------|-----------|-------------|
| Media 00h-24h | 1.603 5,49% | 1.100 7,18% | 1.084 7,29% | 1.254 5,10% | 874 8,47% | 695 9,35% | 1.102 7,15% |
| Sábados 06h-22h | 1.313 2,97% | 967 5,27% | 966 6,21% | 1.181 4,66% | 819 7,20% | 628 7,96% | 979 5,71% |
| 08h-14h | 596 2,35% | 360 5,00% | 365 6,85% | 532 3,76% | 316 3,80% | 239 5,44% | 401 4,53% |



| | | | | | | | |
|-------------------|-------------|--------------|-------------|--------------|--------------|-----------|-------------|
| Media 00h-24h | 1.790 5,98% | 1.152 10,68% | 1.253 9,90% | 1.147 10,46% | 1.020 12,55% | 975 7,69% | 1.223 9,54% |
| Laborales 06h-22h | 1.653 5,08% | 1.077 9,66% | 1.180 9,15% | 1.059 10,01% | 956 12,45% | 903 7,09% | 1.138 8,91% |
| 08h-14h | 679 5,60% | 431 10,21% | 458 11,35% | 444 11,04% | 430 13,72% | 425 7,06% | 478 9,83% |



| | | | | | | | |
|----------------|-------------|-------------|-------------|-------------|------------|-----------|-------------|
| Media 00h-24h | 1.659 5,91% | 1.106 9,49% | 1.154 9,19% | 1.113 9,43% | 945 11,53% | 874 7,89% | 1.142 8,91% |
| Diaria 06h-22h | 1.496 4,81% | 1.016 8,46% | 1.069 8,42% | 1.020 8,82% | 882 11,11% | 800 7,13% | 1.047 8,13% |
| 08h-14h | 611 5,24% | 391 9,46% | 407 10,07% | 420 10,00% | 372 12,10% | 363 7,44% | 427 9,05% |

| | | | | | | | |
|----------------|---------|---------|---------|---------|---------|---------|---------|
| Coeficientes N | 1,08288 | 1,06964 | 1,06186 | 1,08310 | 1,06695 | 1,07973 | |
| L | 0,68324 | 1,06163 | 0,97606 | 1,06626 | 1,19902 | 1,25436 | |
| Coeficiente S | | | | | | | 0,93377 |

Los datos en color negro corresponden al total de vehículos y los datos en color azul corresponden a vehículos pesados (en %)



Castilla-La Mancha

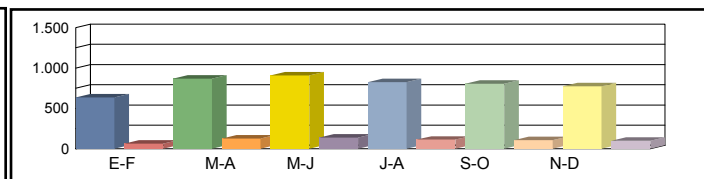
Consejería de Fomento

Estación: CU-19e
Carretera: CM-3117 p.k. 15,00 **Provincia:** CUENCA
Ubicación: Casas de Fernando - Límite Provincia con Albacete - Minaya
Año: 2023
Tipo: COBERTURA

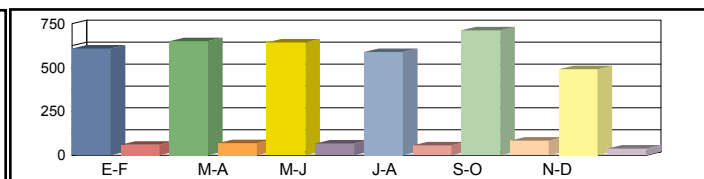
Dirección General de Carreteras

| | Ene-Feb | Mar-Abr | May-Jun | Jul-Ago | Sep-Oct | Nov-Dic | IMD |
|--|---------|---------|---------|---------|---------|---------|-----|
|--|---------|---------|---------|---------|---------|---------|-----|

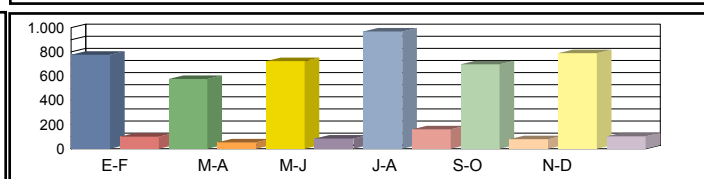
| | | | | | | | | |
|----------|---------|-----------|------------|------------|------------|------------|------------|------------|
| Media | 00h-24h | 637 9,35% | 870 12,78% | 909 13,36% | 827 12,14% | 807 11,85% | 773 11,36% | 804 11,81% |
| Domingos | 06h-22h | 555 7,21% | 771 10,01% | 812 10,55% | 727 9,43% | 698 9,05% | 692 8,98% | 709 9,20% |
| | 08h-14h | 204 2,68% | 222 2,91% | 312 4,08% | 315 4,13% | 188 2,46% | 173 2,26% | 236 3,09% |



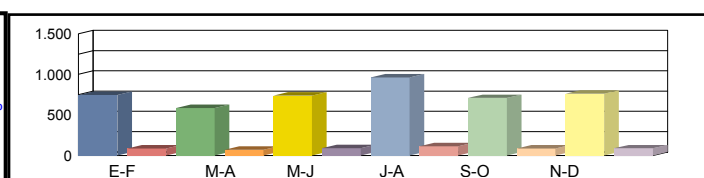
| | | | | | | | | |
|---------|---------|-----------|-----------|-----------|-----------|------------|-----------|-----------|
| Media | 00h-24h | 609 8,95% | 651 9,56% | 643 9,45% | 589 8,66% | 712 10,45% | 490 7,20% | 616 9,04% |
| Sábados | 06h-22h | 533 6,92% | 568 7,38% | 576 7,48% | 519 6,74% | 636 8,25% | 436 5,66% | 545 7,07% |
| | 08h-14h | 284 3,72% | 409 5,36% | 386 5,05% | 274 3,59% | 367 4,80% | 236 3,09% | 326 4,27% |



| | | | | | | | | |
|-----------|---------|------------|-----------|------------|------------|------------|------------|------------|
| Media | 00h-24h | 777 11,42% | 578 8,50% | 724 10,64% | 969 14,23% | 698 10,26% | 790 11,61% | 756 11,11% |
| Laborales | 06h-22h | 694 9,00% | 528 6,85% | 645 8,37% | 858 11,14% | 624 8,09% | 699 9,07% | 675 8,76% |
| | 08h-14h | 356 4,66% | 262 3,43% | 327 4,28% | 457 5,98% | 309 4,05% | 340 4,45% | 342 4,47% |



| | | | | | | | | |
|--------|---------|------------|------------|------------|------------|------------|------------|------------|
| Media | 00h-24h | 746 10,21% | 586 10,79% | 739 10,86% | 963 10,57% | 708 10,78% | 761 10,25% | 750 10,58% |
| Diaria | 06h-22h | 663 8,00% | 534 8,46% | 659 8,55% | 850 8,29% | 630 8,45% | 674 8,07% | 668 8,30% |
| | 08h-14h | 330 3,97% | 259 4,24% | 333 4,36% | 444 4,16% | 296 4,10% | 304 3,82% | 328 4,11% |



| | | | | | | | | |
|--------------|---|--|--|--|--|--|--|--|
| Coeficientes | N | | | | | | | |
| | L | | | | | | | |
| Coeficiente | S | | | | | | | |

Los datos en color negro corresponden al total de vehículos y los datos en color azul corresponden a vehículos pesados (en %)



Castilla-La Mancha

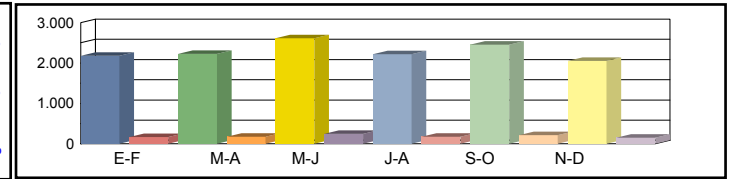
Consejería de Fomento

Estación: CU-1a
Carretera: CM-2105 p.k. 11,50 **Provincia:** CUENCA
Ubicación: Mariana - Villalba de la Sierra
Año: 2023
Tipo: COBERTURA

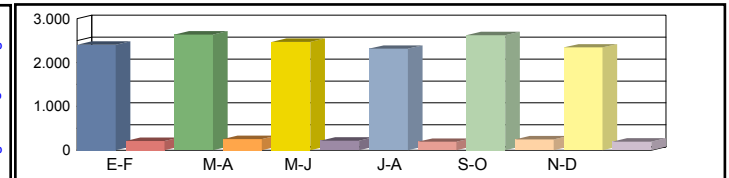
Dirección General de Carreteras

| | Ene-Feb | Mar-Abr | May-Jun | Jul-Ago | Sep-Oct | Nov-Dic | IMD |
|--|---------|---------|---------|---------|---------|---------|-----|
|--|---------|---------|---------|---------|---------|---------|-----|

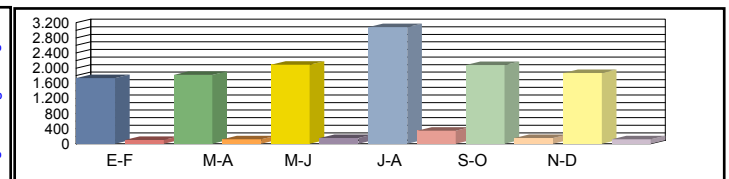
| | | | | | | | | |
|----------|---------|-------------|-------------|-------------|-------------|-------------|-------------|-------------|
| Media | 00h-24h | 2.183 7,25% | 2.230 7,41% | 2.611 8,67% | 2.221 7,38% | 2.459 8,17% | 2.054 6,82% | 2.293 7,62% |
| Domingos | 06h-22h | 2.108 7,32% | 2.150 7,47% | 2.496 8,67% | 2.079 7,22% | 2.357 8,18% | 1.973 6,85% | 2.194 7,62% |
| | 08h-14h | 834 6,67% | 853 6,82% | 927 7,41% | 775 6,19% | 874 6,99% | 737 5,89% | 833 6,66% |



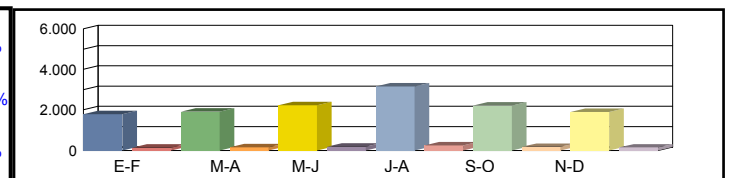
| | | | | | | | | |
|---------|---------|-------------|-------------|-------------|-------------|-------------|-------------|-------------|
| Media | 00h-24h | 2.402 7,98% | 2.637 8,76% | 2.467 8,20% | 2.314 7,69% | 2.620 8,70% | 2.343 7,78% | 2.464 8,19% |
| Sábados | 06h-22h | 2.308 8,02% | 2.532 8,79% | 2.370 8,23% | 2.221 7,71% | 2.509 8,71% | 2.255 7,83% | 2.366 8,22% |
| | 08h-14h | 972 7,77% | 1.103 8,82% | 1.002 8,00% | 882 7,05% | 1.053 8,41% | 906 7,24% | 986 7,88% |



| | | | | | | | | |
|-----------|---------|-------------|-------------|-------------|--------------|-------------|-------------|-------------|
| Media | 00h-24h | 1.740 5,78% | 1.824 6,06% | 2.090 6,94% | 3.080 10,23% | 2.082 6,92% | 1.872 6,22% | 2.115 7,02% |
| Laborales | 06h-22h | 1.717 5,96% | 1.787 6,20% | 2.011 6,98% | 2.912 10,11% | 2.015 7,00% | 1.821 6,33% | 2.044 7,10% |
| | 08h-14h | 678 5,42% | 675 5,40% | 767 6,13% | 1.144 9,14% | 783 6,26% | 735 5,87% | 797 6,37% |



| | | | | | | | | |
|--------|---------|-------------|-------------|-------------|-------------|-------------|-------------|--------------------|
| Media | 00h-24h | 1.790 7,12% | 1.912 7,25% | 2.221 7,35% | 3.158 7,09% | 2.213 7,35% | 1.902 7,03% | 2.199 7,20% |
| Diaria | 06h-22h | 1.764 7,19% | 1.870 7,32% | 2.130 7,41% | 2.968 7,13% | 2.134 7,41% | 1.847 7,10% | 2.119 7,26% |
| | 08h-14h | 708 6,53% | 723 6,70% | 818 6,67% | 1.163 6,36% | 835 6,67% | 745 6,35% | 832 6,55% |



| | | | | | | | | |
|--------------|---|--|--|--|--|--|--|--|
| Coeficientes | N | | | | | | | |
| | L | | | | | | | |
| Coeficiente | S | | | | | | | |

Los datos en color negro corresponden al total de vehículos y los datos en color azul corresponden a vehículos pesados (en %)



Castilla-La Mancha

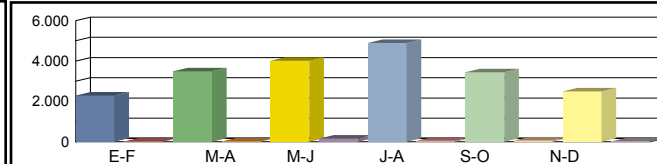
Consejería de Fomento

Estación: CU-1b
Carretera: CM-2110 p.k. 6,11 **Provincia:** CUENCA
Ubicación: Enlace A-40 - Int. CM-2105
Año: 2023
Tipo: PERMANENTE

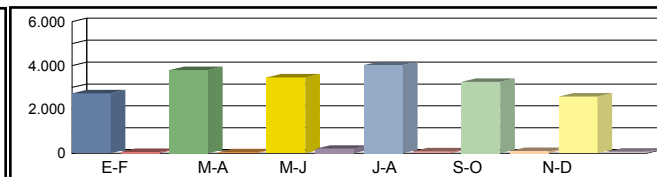
Dirección General de Carreteras

| | Ene-Feb | Mar-Abr | May-Jun | Jul-Ago | Sep-Oct | Nov-Dic | IMD |
|--|---------|---------|---------|---------|---------|---------|-----|
|--|---------|---------|---------|---------|---------|---------|-----|

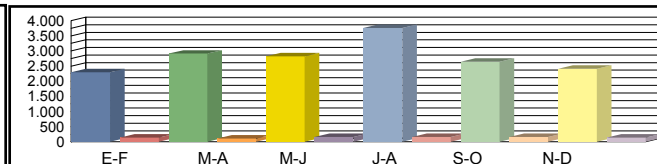
| | | | | | | | | |
|----------------|---------|--------------------|--------------------|--------------------|--------------------|--------------------|--------------------|--------------------|
| Media Domingos | 00h-24h | 2.299 0,96% | 3.496 0,72% | 4.019 3,81% | 4.901 1,10% | 3.446 2,15% | 2.506 1,04% | 3.444 1,63% |
| | 06h-22h | 2.197 1,00% | 3.379 0,74% | 3.770 2,97% | 4.385 1,07% | 3.242 2,28% | 2.371 1,05% | 3.224 1,52% |
| | 08h-14h | 1.135 1,06% | 1.520 0,92% | 1.146 3,66% | 1.187 2,02% | 1.029 2,92% | 820 1,46% | 1.140 2,01% |



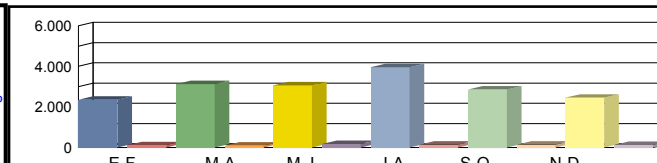
| | | | | | | | | |
|---------------|---------|--------------------|--------------------|--------------------|--------------------|--------------------|--------------------|--------------------|
| Media Sábados | 00h-24h | 2.731 1,98% | 3.795 1,26% | 3.456 5,73% | 4.018 2,14% | 3.251 3,05% | 2.584 2,90% | 3.306 2,84% |
| | 06h-22h | 2.606 2,07% | 3.665 1,31% | 3.223 5,03% | 3.605 2,05% | 3.034 3,13% | 2.453 3,06% | 3.098 2,77% |
| | 08h-14h | 1.411 2,62% | 1.781 1,74% | 1.154 5,98% | 1.362 3,16% | 1.113 3,95% | 956 4,92% | 1.296 3,73% |



| | | | | | | | | |
|-----------------|---------|--------------------|--------------------|--------------------|--------------------|--------------------|--------------------|--------------------|
| Media Laborales | 00h-24h | 2.301 5,91% | 2.912 3,71% | 2.827 5,34% | 3.757 4,23% | 2.644 5,75% | 2.417 5,63% | 2.810 5,09% |
| | 06h-22h | 2.217 6,09% | 2.807 3,81% | 2.656 5,16% | 3.486 4,42% | 2.527 5,94% | 2.322 5,81% | 2.669 5,20% |
| | 08h-14h | 970 7,73% | 1.211 5,04% | 1.009 6,74% | 1.450 5,66% | 1.030 6,99% | 982 7,33% | 1.109 6,58% |



| | | | | | | | | |
|--------------|---------|--------------------|--------------------|--------------------|--------------------|--------------------|--------------------|---------------------------|
| Media Diaria | 00h-24h | 2.358 4,54% | 3.128 2,78% | 3.066 5,12% | 3.961 3,36% | 2.852 4,66% | 2.455 4,52% | 2.970 4,16% |
| | 06h-22h | 2.267 4,72% | 3.018 2,85% | 2.877 4,76% | 3.634 3,49% | 2.707 4,80% | 2.348 4,68% | 2.808 4,22% |
| | 08h-14h | 1.055 5,69% | 1.340 3,66% | 1.045 6,12% | 1.399 4,86% | 1.042 5,95% | 954 6,18% | 1.139 5,41% |



| | | | | | | | | |
|--------------|---|---------|---------|---------|---------|---------|---------|---------|
| Coeficientes | N | 1,03789 | 1,03741 | 1,06438 | 1,07774 | 1,04630 | 1,04091 | |
| | L | 1,22121 | 0,96497 | 0,99399 | 0,74794 | 1,06278 | 1,16260 | |
| Coeficiente | S | | | | | | | 1,05745 |

Los datos en color negro corresponden al total de vehículos y los datos en color azul corresponden a vehículos pesados (en %)



Castilla-La Mancha

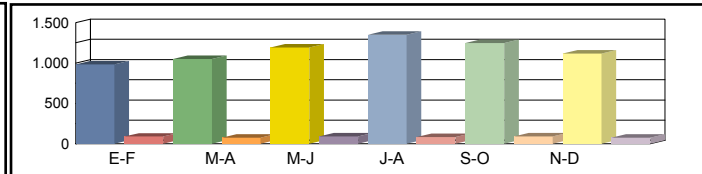
Consejería de Fomento

Estación: CU-2
Carretera: CM-3114 p.k. 34,19 **Provincia:** CUENCA
Ubicación: Int. N-310 (Rubielos Bajos) - Enlace A-3 (Pozoseco)
Año: 2023
Tipo: PERMANENTE

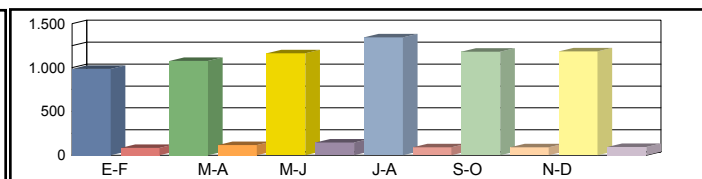
Dirección General de Carreteras

| | Ene-Feb | Mar-Abr | May-Jun | Jul-Ago | Sep-Oct | Nov-Dic | IMD |
|--|---------|---------|---------|---------|---------|---------|-----|
|--|---------|---------|---------|---------|---------|---------|-----|

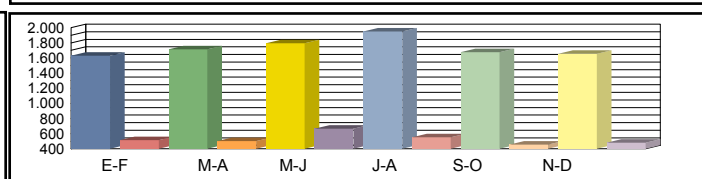
| | | | | | | | | |
|----------|---------|-----------|-------------|-------------|-------------|-------------|-------------|-------------|
| Media | 00h-24h | 983 8,44% | 1.052 6,65% | 1.194 7,12% | 1.352 5,92% | 1.247 6,82% | 1.117 6,54% | 1.158 6,91% |
| Domingos | 06h-22h | 893 8,62% | 965 7,15% | 1.052 7,51% | 1.149 6,61% | 1.094 7,50% | 995 6,63% | 1.025 7,34% |
| | 08h-14h | 290 6,90% | 328 6,71% | 336 5,95% | 381 4,72% | 348 6,03% | 321 5,92% | 334 6,04% |



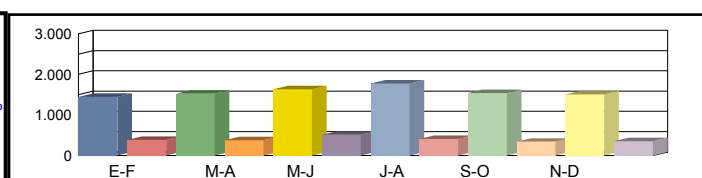
| | | | | | | | | |
|---------|---------|-----------|-------------|--------------|-------------|-------------|-------------|-------------|
| Media | 00h-24h | 985 7,82% | 1.076 9,67% | 1.161 11,11% | 1.343 6,40% | 1.181 7,20% | 1.185 7,43% | 1.155 8,27% |
| Sábados | 06h-22h | 895 7,15% | 977 9,11% | 1.032 10,85% | 1.170 6,07% | 1.046 6,88% | 1.059 7,18% | 1.030 7,87% |
| | 08h-14h | 426 8,92% | 470 11,49% | 487 13,14% | 549 7,29% | 459 8,28% | 485 8,66% | 479 9,63% |



| | | | | | | | | |
|-----------|---------|--------------|--------------|--------------|--------------|--------------|--------------|--------------|
| Media | 00h-24h | 1.631 23,97% | 1.713 22,65% | 1.796 27,06% | 1.950 22,05% | 1.678 21,39% | 1.654 22,49% | 1.737 23,27% |
| Laborales | 06h-22h | 1.525 23,80% | 1.578 22,75% | 1.651 27,44% | 1.770 22,66% | 1.560 21,54% | 1.536 22,53% | 1.603 23,45% |
| | 08h-14h | 622 27,33% | 637 25,90% | 643 32,04% | 716 25,56% | 613 24,31% | 642 24,45% | 646 26,60% |



| | | | | | | | | |
|--------|---------|--------------|--------------|--------------|--------------|--------------|--------------|--------------|
| Media | 00h-24h | 1.445 20,90% | 1.521 19,66% | 1.633 23,64% | 1.775 18,54% | 1.541 18,04% | 1.506 18,99% | 1.570 19,96% |
| Diaria | 06h-22h | 1.343 20,77% | 1.399 19,73% | 1.491 24,08% | 1.593 19,21% | 1.415 18,30% | 1.386 19,12% | 1.438 20,20% |
| | 08h-14h | 545 23,67% | 567 22,57% | 582 28,01% | 643 21,46% | 551 20,69% | 572 20,98% | 577 22,90% |



| | | | | | | | | |
|--------------|---|---------|---------|---------|---------|---------|---------|---------|
| Coeficientes | N | 1,06951 | 1,08555 | 1,08783 | 1,10169 | 1,07564 | 1,07682 | |
| | L | 1,06499 | 1,01401 | 0,96715 | 0,89077 | 1,03516 | 1,05018 | |
| Coeficiente | S | | | | | | | 0,90452 |

Los datos en color negro corresponden al total de vehículos y los datos en color azul corresponden a vehículos pesados (en %)



Castilla-La Mancha

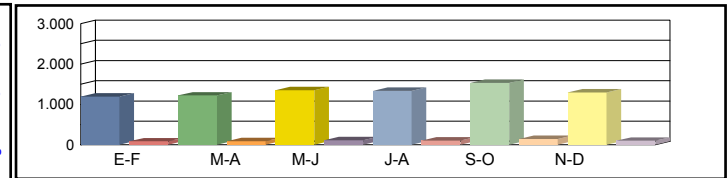
Consejería de Fomento

Estación: CU-21b
Carretera: CM-310 p.k. 108,80 **Provincia:** CUENCA
Ubicación: Huete - La Peraleja
Año: 2023
Tipo: COBERTURA

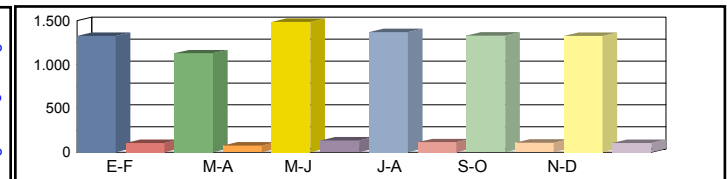
Dirección General de Carreteras

| Ene-Feb | Mar-Abr | May-Jun | Jul-Ago | Sep-Oct | Nov-Dic | IMD |
|---------|---------|---------|---------|---------|---------|-----|
|---------|---------|---------|---------|---------|---------|-----|

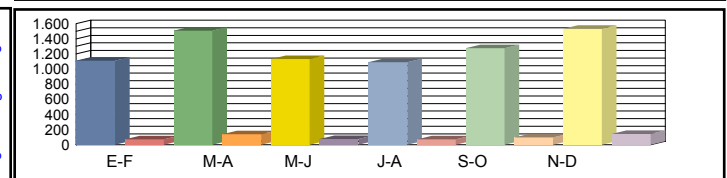
| | | | | | | | | |
|----------------|---------|--------------------|--------------------|--------------------|--------------------|--------------------|--------------------|--------------------|
| Media Domingos | 00h-24h | 1.196 6,74% | 1.222 6,88% | 1.353 7,62% | 1.339 7,54% | 1.536 8,65% | 1.298 7,31% | 1.324 7,46% |
| | 06h-22h | 1.152 5,96% | 1.151 5,96% | 1.250 6,47% | 1.184 6,13% | 1.451 7,51% | 1.223 6,33% | 1.235 6,39% |
| | 08h-14h | 325 3,33% | 447 4,57% | 386 3,95% | 355 3,63% | 514 5,26% | 544 5,56% | 428 4,38% |



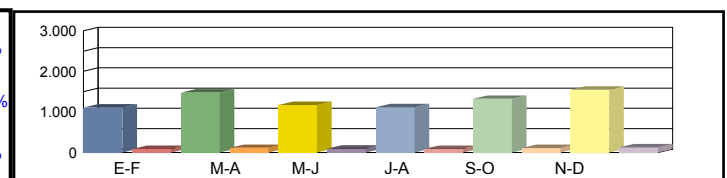
| | | | | | | | | |
|---------------|---------|--------------------|--------------------|--------------------|--------------------|--------------------|--------------------|--------------------|
| Media Sábados | 00h-24h | 1.325 7,46% | 1.128 6,35% | 1.486 8,37% | 1.370 7,71% | 1.329 7,49% | 1.325 7,46% | 1.327 7,47% |
| | 06h-22h | 1.216 6,29% | 1.062 5,50% | 1.386 7,17% | 1.320 6,83% | 1.221 6,32% | 1.244 6,44% | 1.242 6,42% |
| | 08h-14h | 617 6,31% | 481 4,92% | 731 7,48% | 720 7,37% | 653 6,68% | 604 6,17% | 634 6,49% |



| | | | | | | | | |
|-----------------|---------|--------------------|--------------------|--------------------|--------------------|--------------------|--------------------|--------------------|
| Media Laborales | 00h-24h | 1.112 6,26% | 1.508 8,50% | 1.135 6,39% | 1.092 6,15% | 1.278 7,20% | 1.533 8,64% | 1.276 7,19% |
| | 06h-22h | 1.039 5,37% | 1.432 7,41% | 1.045 5,41% | 1.039 5,37% | 1.212 6,27% | 1.493 7,72% | 1.210 6,26% |
| | 08h-14h | 527 5,39% | 701 7,17% | 485 4,96% | 485 4,96% | 568 5,81% | 679 6,95% | 574 5,87% |



| | | | | | | | | |
|--------------|---------|--------------------|--------------------|--------------------|--------------------|--------------------|--------------------|---------------------------|
| Media Diaria | 00h-24h | 1.108 7,17% | 1.473 7,03% | 1.171 7,43% | 1.111 7,32% | 1.322 7,45% | 1.544 7,25% | 1.288 7,28% |
| | 06h-22h | 1.032 6,23% | 1.396 6,11% | 1.071 6,43% | 1.049 6,33% | 1.247 6,45% | 1.501 6,30% | 1.216 6,31% |
| | 08h-14h | 501 5,53% | 664 5,51% | 483 5,78% | 478 5,72% | 572 5,85% | 681 5,83% | 563 5,70% |



| | | | | | | | | |
|--------------|---|--|--|--|--|--|--|--|
| Coeficientes | N | | | | | | | |
| | L | | | | | | | |
| Coeficiente | S | | | | | | | |

Los datos en color negro corresponden al total de vehículos y los datos en color azul corresponden a vehículos pesados (en %)



Castilla-La Mancha

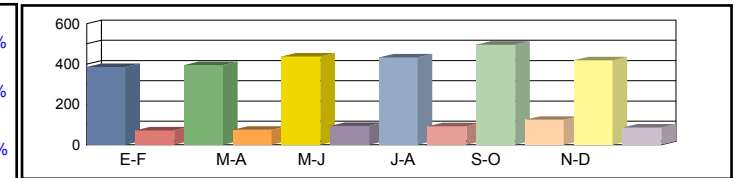
Consejería de Fomento

Estación: CU-21c
Carretera: CM-2025 p.k. 8,50 **Provincia:** CUENCA
Ubicación: Garcinarro - Int. CM-310
Año: 2023
Tipo: COBERTURA

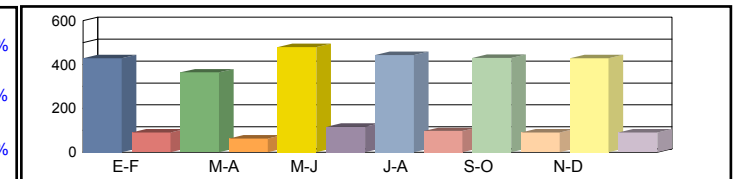
Dirección General de Carreteras

| Ene-Feb | Mar-Abr | May-Jun | Jul-Ago | Sep-Oct | Nov-Dic | IMD |
|---------|---------|---------|---------|---------|---------|-----|
|---------|---------|---------|---------|---------|---------|-----|

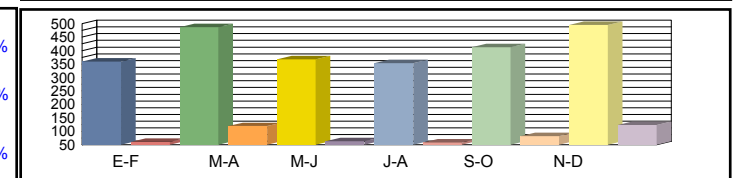
| | | | | | | | | |
|----------------|---------|-------------------|-------------------|-------------------|-------------------|-------------------|-------------------|-------------------|
| Media Domingos | 00h-24h | 386 15,63% | 395 15,97% | 437 17,69% | 433 17,50% | 496 20,07% | 419 16,96% | 428 17,30% |
| | 06h-22h | 314 14,35% | 314 14,35% | 341 15,58% | 323 14,76% | 396 18,09% | 334 15,24% | 337 15,40% |
| | 08h-14h | 113 4,94% | 155 6,79% | 134 5,86% | 123 5,39% | 178 7,81% | 189 8,26% | 149 6,51% |



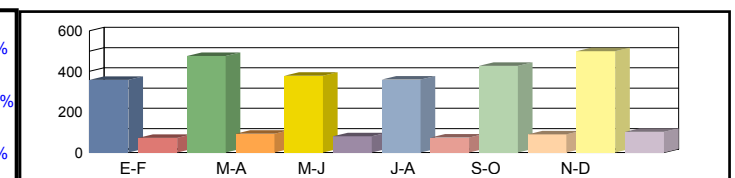
| | | | | | | | | |
|---------------|---------|-------------------|-------------------|-------------------|-------------------|-------------------|-------------------|-------------------|
| Media Sábados | 00h-24h | 428 17,32% | 364 14,74% | 480 19,43% | 443 17,90% | 430 17,38% | 428 17,32% | 429 17,35% |
| | 06h-22h | 332 15,16% | 290 13,24% | 378 17,27% | 360 16,45% | 333 15,21% | 340 15,51% | 339 15,47% |
| | 08h-14h | 214 9,38% | 167 7,31% | 253 11,10% | 250 10,94% | 226 9,92% | 209 9,17% | 220 9,64% |



| | | | | | | | | |
|-----------------|---------|-------------------|-------------------|-------------------|-------------------|-------------------|-------------------|-------------------|
| Media Laborales | 00h-24h | 359 14,54% | 487 19,72% | 367 14,83% | 353 14,27% | 413 16,71% | 495 20,04% | 412 16,68% |
| | 06h-22h | 284 12,94% | 391 17,85% | 285 13,03% | 284 12,94% | 331 15,11% | 408 18,60% | 330 15,08% |
| | 08h-14h | 183 8,01% | 243 10,65% | 168 7,36% | 168 7,36% | 197 8,63% | 236 10,32% | 199 8,72% |



| | | | | | | | | |
|--------------|---------|-------------------|-------------------|-------------------|-------------------|-------------------|-------------------|-------------------|
| Media Diaria | 00h-24h | 358 16,64% | 476 16,32% | 379 17,24% | 359 16,99% | 427 17,28% | 499 16,83% | 416 16,88% |
| | 06h-22h | 282 15,01% | 381 14,73% | 292 15,48% | 287 15,25% | 341 15,55% | 410 15,18% | 332 15,20% |
| | 08h-14h | 174 8,21% | 230 8,18% | 167 8,59% | 165 8,50% | 199 8,70% | 237 8,65% | 195 8,47% |



| | | | | | | | | |
|--------------|---|--|--|--|--|--|--|--|
| Coeficientes | N | | | | | | | |
| | L | | | | | | | |
| Coeficiente | S | | | | | | | |

Los datos en color negro corresponden al total de vehículos y los datos en color azul corresponden a vehículos pesados (en %)



Castilla-La Mancha

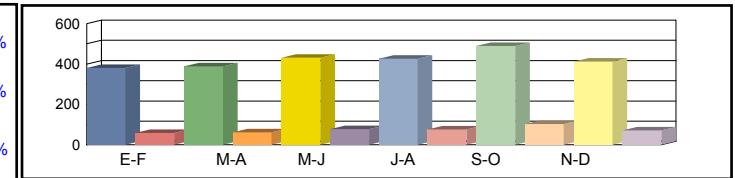
Consejería de Fomento

Estación: CU-21d
Carretera: CM-310 p.k. 128,00 **Provincia:** CUENCA
Ubicación: La Peraleja - Gascueña
Año: 2023
Tipo: COBERTURA

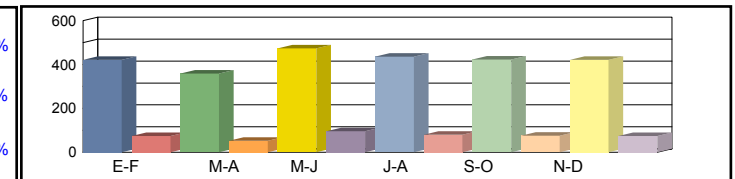
Dirección General de Carreteras

| | Ene-Feb | Mar-Abr | May-Jun | Jul-Ago | Sep-Oct | Nov-Dic | IMD |
|--|---------|---------|---------|---------|---------|---------|-----|
|--|---------|---------|---------|---------|---------|---------|-----|

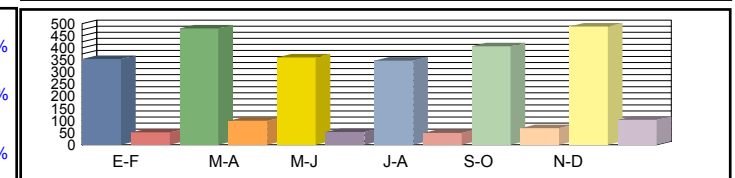
| | | | | | | | | |
|----------------|---------|-------------------|-------------------|-------------------|-------------------|-------------------|-------------------|-------------------|
| Media Domingos | 00h-24h | 381 13,56% | 389 13,86% | 431 15,35% | 426 15,18% | 489 17,42% | 413 14,72% | 422 15,02% |
| | 06h-22h | 325 10,83% | 325 10,83% | 353 11,76% | 334 11,14% | 410 13,66% | 345 11,51% | 349 11,62% |
| | 08h-14h | 131 1,75% | 180 2,40% | 156 2,08% | 143 1,91% | 207 2,77% | 219 2,93% | 173 2,31% |



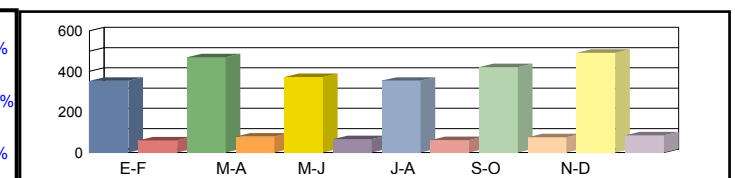
| | | | | | | | | |
|---------------|---------|-------------------|-------------------|-------------------|-------------------|-------------------|-------------------|-------------------|
| Media Sábados | 00h-24h | 422 15,03% | 359 12,79% | 473 16,85% | 436 15,53% | 423 15,08% | 422 15,02% | 422 15,05% |
| | 06h-22h | 343 11,44% | 300 9,99% | 391 13,04% | 372 12,42% | 344 11,49% | 351 11,71% | 350 11,68% |
| | 08h-14h | 249 3,32% | 194 2,59% | 295 3,93% | 290 3,88% | 263 3,51% | 243 3,25% | 256 3,41% |



| | | | | | | | | |
|-----------------|---------|-------------------|-------------------|-------------------|-------------------|-------------------|-------------------|-------------------|
| Media Laborales | 00h-24h | 354 12,61% | 480 17,11% | 361 12,87% | 348 12,38% | 407 14,50% | 488 17,39% | 406 14,48% |
| | 06h-22h | 293 9,77% | 404 13,48% | 295 9,84% | 293 9,77% | 342 11,40% | 421 14,04% | 341 11,38% |
| | 08h-14h | 213 2,84% | 283 3,77% | 195 2,61% | 195 2,61% | 229 3,06% | 274 3,66% | 232 3,09% |



| | | | | | | | | |
|--------------|---------|-------------------|-------------------|-------------------|-------------------|-------------------|-------------------|--------------------------|
| Media Diaria | 00h-24h | 353 14,44% | 469 14,16% | 372 14,96% | 354 14,74% | 421 15,00% | 492 14,60% | 410 14,65% |
| | 06h-22h | 291 11,33% | 394 11,12% | 302 11,69% | 296 11,51% | 352 11,74% | 423 11,46% | 343 11,47% |
| | 08h-14h | 203 2,91% | 268 2,90% | 194 3,04% | 192 3,01% | 231 3,08% | 275 3,07% | 227 3,00% |



| | | | | | | | | |
|--------------|---|--|--|--|--|--|--|--|
| Coeficientes | N | | | | | | | |
| | L | | | | | | | |
| Coeficiente | S | | | | | | | |

Los datos en color negro corresponden al total de vehículos y los datos en color azul corresponden a vehículos pesados (en %)



Castilla-La Mancha

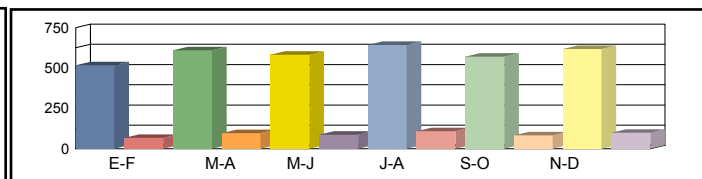
Consejería de Fomento

Estación: CU-22
 Carretera: CM-3011 p.k. 41,00 Provincia: CUENCA
 Ubicación: Osa de la Vega - Int. N-420
 Año: 2023
 Tipo: COBERTURA

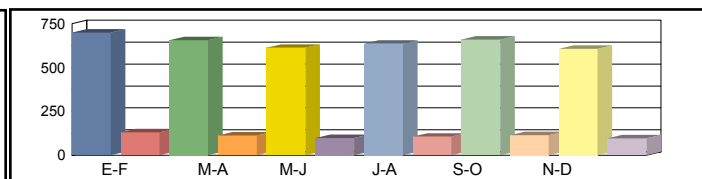
Dirección General de Carreteras

| Ene-Feb | Mar-Abr | May-Jun | Jul-Ago | Sep-Oct | Nov-Dic | IMD |
|---------|---------|---------|---------|---------|---------|-----|
|---------|---------|---------|---------|---------|---------|-----|

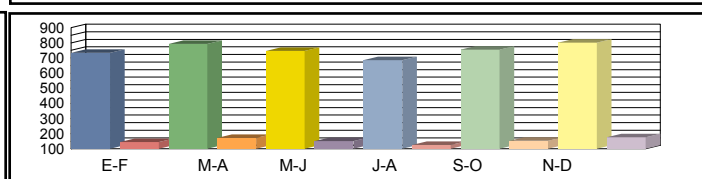
| | | | | | | | | |
|----------------|---------|------------|------------|------------|------------|------------|------------|------------|
| Media Domingos | 00h-24h | 518 11,67% | 611 13,76% | 582 13,10% | 644 14,50% | 571 12,85% | 618 13,91% | 591 13,30% |
| | 06h-22h | 447 9,42% | 524 11,04% | 471 9,93% | 505 10,64% | 440 9,29% | 527 11,11% | 486 10,24% |
| | 08h-14h | 184 7,42% | 244 9,85% | 211 8,54% | 179 7,22% | 136 5,49% | 329 13,28% | 214 8,64% |



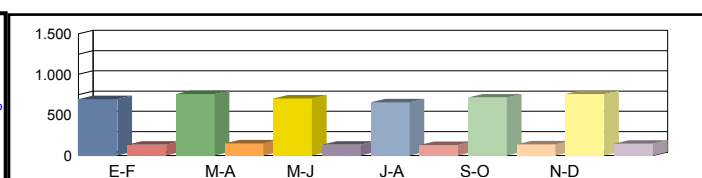
| | | | | | | | | |
|---------------|---------|------------|------------|------------|------------|------------|------------|------------|
| Media Sábados | 00h-24h | 700 15,77% | 655 14,75% | 613 13,79% | 636 14,32% | 659 14,84% | 607 13,67% | 645 14,52% |
| | 06h-22h | 604 12,72% | 559 11,77% | 525 11,06% | 556 11,72% | 542 11,43% | 516 10,88% | 550 11,60% |
| | 08h-14h | 393 15,87% | 326 13,16% | 266 10,74% | 367 14,82% | 268 10,85% | 270 10,93% | 315 12,73% |



| | | | | | | | | |
|-----------------|---------|------------|------------|------------|------------|------------|------------|------------|
| Media Laborales | 00h-24h | 734 16,53% | 793 17,86% | 746 16,79% | 686 15,44% | 754 16,98% | 801 18,04% | 752 16,94% |
| | 06h-22h | 643 13,55% | 697 14,70% | 652 13,74% | 587 12,36% | 657 13,85% | 706 14,89% | 657 13,85% |
| | 08h-14h | 317 12,80% | 345 13,94% | 330 13,33% | 280 11,31% | 330 13,33% | 361 14,58% | 327 13,22% |



| | | | | | | | | |
|--------------|---------|------------|------------|------------|------------|------------|------------|-------------------|
| Media Diaria | 00h-24h | 694 16,05% | 757 16,20% | 702 15,97% | 656 16,24% | 714 16,08% | 758 16,07% | 714 16,10% |
| | 06h-22h | 606 13,06% | 662 13,15% | 607 12,89% | 555 13,09% | 610 12,85% | 664 13,03% | 617 13,01% |
| | 08h-14h | 306 12,85% | 331 12,81% | 304 12,28% | 266 12,67% | 293 11,86% | 352 12,98% | 309 12,58% |



| | | | | | | | | |
|--------------|---|--|--|--|--|--|--|--|
| Coeficientes | N | | | | | | | |
| | L | | | | | | | |
| Coeficiente | S | | | | | | | |

Los datos en color negro corresponden al total de vehículos y los datos en color azul corresponden a vehículos pesados (en %)



Castilla-La Mancha

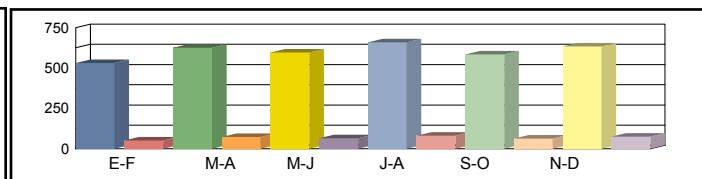
Consejería de Fomento

Estación: CU-22b
Carretera: CM-3011 p.k. 12,00 **Provincia:** CUENCA
Ubicación: Int. CM-310 - Osa de la Vega
Año: 2023
Tipo: COBERTURA

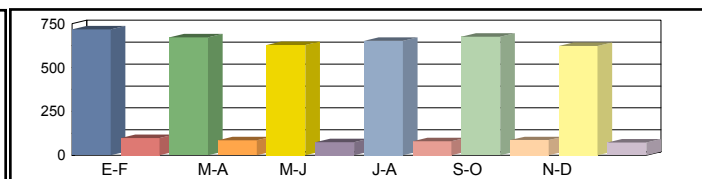
Dirección General de Carreteras

| | Ene-Feb | Mar-Abr | May-Jun | Jul-Ago | Sep-Oct | Nov-Dic | IMD |
|--|---------|---------|---------|---------|---------|---------|-----|
|--|---------|---------|---------|---------|---------|---------|-----|

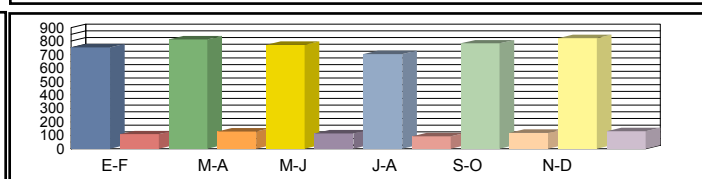
| | | | | | | | | |
|----------------|---------|-----------|------------|-----------|------------|-----------|------------|------------|
| Media Domingos | 00h-24h | 531 8,89% | 626 10,48% | 596 9,98% | 660 11,05% | 585 9,79% | 633 10,60% | 605 10,13% |
| | 06h-22h | 488 7,21% | 571 8,45% | 514 7,60% | 551 8,15% | 481 7,11% | 575 8,50% | 530 7,84% |
| | 08h-14h | 208 5,66% | 276 7,51% | 240 6,51% | 203 5,50% | 154 4,18% | 373 10,12% | 242 6,58% |



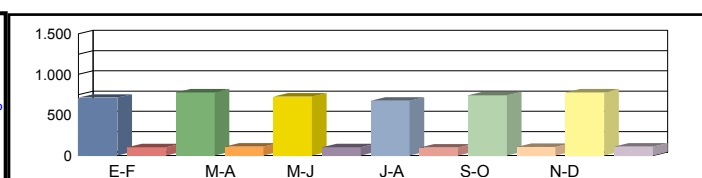
| | | | | | | | | |
|---------------|---------|------------|------------|------------|------------|------------|------------|------------|
| Media Sábados | 00h-24h | 718 12,02% | 672 11,24% | 628 10,51% | 652 10,91% | 676 11,31% | 623 10,42% | 662 11,07% |
| | 06h-22h | 659 9,74% | 610 9,01% | 573 8,46% | 607 8,97% | 592 8,75% | 563 8,33% | 601 8,88% |
| | 08h-14h | 445 12,09% | 369 10,03% | 301 8,19% | 416 11,29% | 304 8,26% | 307 8,33% | 357 9,70% |



| | | | | | | | | |
|-----------------|---------|------------|------------|------------|------------|------------|------------|------------|
| Media Laborales | 00h-24h | 753 12,60% | 813 13,61% | 773 12,94% | 703 11,77% | 783 13,11% | 821 13,75% | 774 12,96% |
| | 06h-22h | 702 10,37% | 761 11,25% | 717 10,60% | 640 9,46% | 718 10,61% | 771 11,39% | 718 10,61% |
| | 08h-14h | 359 9,76% | 391 10,62% | 374 10,16% | 317 8,62% | 393 10,68% | 409 11,11% | 374 10,16% |



| | | | | | | | | |
|--------------|---------|------------|------------|------------|------------|------------|------------|-------------------|
| Media Diaria | 00h-24h | 712 12,23% | 776 12,34% | 727 12,17% | 673 12,38% | 742 12,26% | 777 12,24% | 734 12,27% |
| | 06h-22h | 662 9,99% | 723 10,07% | 667 9,87% | 605 10,02% | 666 9,84% | 726 9,98% | 675 9,96% |
| | 08h-14h | 346 9,79% | 376 9,76% | 344 9,36% | 301 9,66% | 349 9,04% | 398 9,89% | 352 9,58% |



| | | | | | | | | |
|--------------|---|--|--|--|--|--|--|--|
| Coeficientes | N | | | | | | | |
| | L | | | | | | | |
| Coeficiente | S | | | | | | | |

Los datos en color negro corresponden al total de vehículos y los datos en color azul corresponden a vehículos pesados (en %)



Castilla-La Mancha

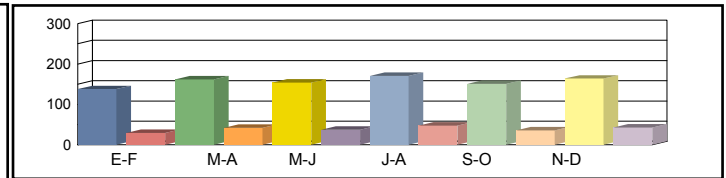
Consejería de Fomento

Estación: CU-22c
Carretera: CM-3108 p.k. 29,50 **Provincia:** CUENCA
Ubicación: Osa de la Vega - Int. CM-3009 (Fuentelespino)
Año: 2023
Tipo: COBERTURA

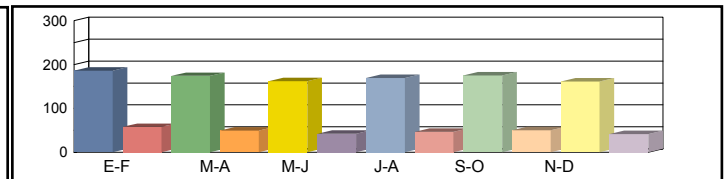
Dirección General de Carreteras

| Ene-Feb | Mar-Abr | May-Jun | Jul-Ago | Sep-Oct | Nov-Dic | IMD |
|---------|---------|---------|---------|---------|---------|-----|
|---------|---------|---------|---------|---------|---------|-----|

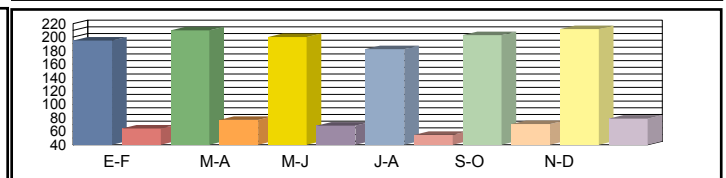
| | | | | | | | | |
|----------------|---------|-------------------|-------------------|-------------------|-------------------|-------------------|-------------------|-------------------|
| Media Domingos | 00h-24h | 138 17,53% | 162 20,67% | 154 19,67% | 171 21,78% | 151 19,30% | 164 20,89% | 157 19,97% |
| | 06h-22h | 86 22,68% | 100 26,57% | 90 23,90% | 97 25,61% | 84 22,35% | 101 26,73% | 93 24,64% |
| | 08h-14h | 27 12,50% | 36 16,58% | 31 14,38% | 27 12,16% | 20 9,24% | 49 22,37% | 32 14,54% |



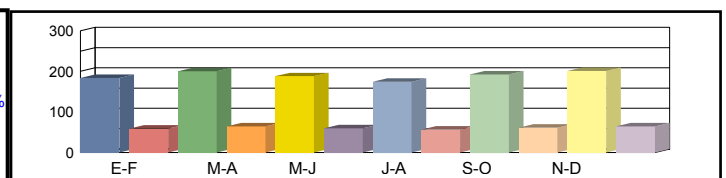
| | | | | | | | | |
|---------------|---------|-------------------|-------------------|-------------------|-------------------|-------------------|-------------------|-------------------|
| Media Sábados | 00h-24h | 186 23,69% | 174 22,15% | 162 20,72% | 169 21,51% | 175 22,29% | 161 20,54% | 171 21,82% |
| | 06h-22h | 116 30,62% | 107 28,34% | 101 26,62% | 107 28,20% | 104 27,51% | 99 26,19% | 106 27,91% |
| | 08h-14h | 58 26,72% | 48 22,16% | 39 18,09% | 54 24,95% | 40 18,26% | 40 18,40% | 46 21,43% |



| | | | | | | | | |
|-----------------|---------|-------------------|-------------------|-------------------|-------------------|-------------------|-------------------|-------------------|
| Media Laborales | 00h-24h | 195 24,83% | 210 26,83% | 200 25,50% | 182 23,20% | 203 25,84% | 212 27,09% | 200 25,55% |
| | 06h-22h | 123 32,62% | 134 35,37% | 126 33,33% | 112 29,76% | 126 33,36% | 135 35,83% | 126 33,38% |
| | 08h-14h | 47 21,56% | 51 23,47% | 49 22,45% | 42 19,05% | 52 23,60% | 54 24,54% | 49 22,45% |



| | | | | | | | | |
|--------------|---------|-------------------|-------------------|-------------------|-------------------|-------------------|-------------------|-------------------|
| Media Diaria | 00h-24h | 184 24,10% | 200 24,33% | 188 23,98% | 174 24,40% | 192 24,16% | 201 24,13% | 190 24,18% |
| | 06h-22h | 116 31,42% | 127 31,65% | 117 31,03% | 106 31,50% | 117 30,93% | 127 31,37% | 118 31,32% |
| | 08h-14h | 45 21,64% | 49 21,57% | 45 20,67% | 40 21,34% | 46 19,96% | 53 21,86% | 46 21,17% |



| | | | | | | | | |
|--------------|---|--|--|--|--|--|--|--|
| Coeficientes | N | | | | | | | |
| | L | | | | | | | |
| Coeficiente | S | | | | | | | |

Los datos en color negro corresponden al total de vehículos y los datos en color azul corresponden a vehículos pesados (en %)



Castilla-La Mancha

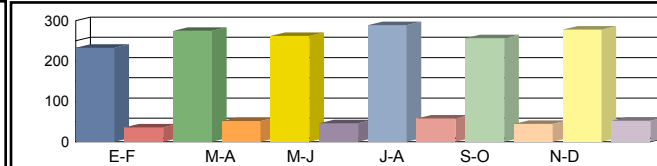
Consejería de Fomento

Estación: CU-22d
Carretera: CM-3108 p.k. 20,00 **Provincia:** CUENCA
Ubicación: Los Hinojosos - Osa de la Vega
Año: 2023
Tipo: COBERTURA

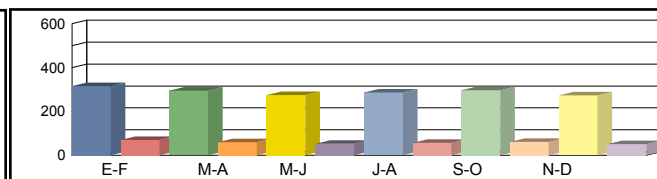
Dirección General de Carreteras

| | Ene-Feb | Mar-Abr | May-Jun | Jul-Ago | Sep-Oct | Nov-Dic | IMD |
|--|---------|---------|---------|---------|---------|---------|-----|
|--|---------|---------|---------|---------|---------|---------|-----|

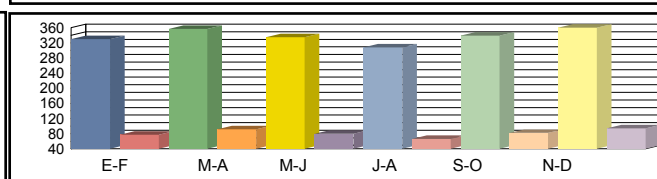
| | | | | | | | | |
|----------------|---------|------------|------------|------------|------------|------------|------------|------------|
| Media Domingos | 00h-24h | 233 13,39% | 275 15,78% | 262 15,02% | 289 16,63% | 257 14,74% | 278 15,95% | 266 15,25% |
| | 06h-22h | 192 10,62% | 225 12,44% | 202 11,19% | 217 11,99% | 189 10,46% | 226 12,51% | 208 11,53% |
| | 08h-14h | 88 6,70% | 117 8,88% | 101 7,71% | 86 6,51% | 65 4,95% | 157 11,98% | 102 7,79% |



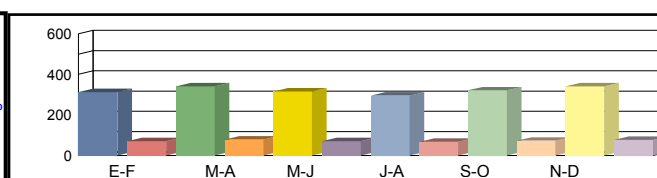
| | | | | | | | | |
|---------------|---------|------------|------------|------------|------------|------------|------------|------------|
| Media Sábados | 00h-24h | 315 18,08% | 295 16,91% | 275 15,82% | 286 16,42% | 296 17,02% | 273 15,68% | 290 16,66% |
| | 06h-22h | 259 14,33% | 240 13,26% | 225 12,46% | 239 13,20% | 233 12,88% | 222 12,26% | 236 13,07% |
| | 08h-14h | 188 14,31% | 156 11,87% | 127 9,69% | 176 13,36% | 129 9,78% | 129 9,86% | 151 11,48% |



| | | | | | | | | |
|-----------------|---------|------------|------------|------------|------------|------------|------------|------------|
| Media Laborales | 00h-24h | 330 18,96% | 357 20,48% | 335 19,26% | 308 17,71% | 339 19,47% | 360 20,69% | 338 19,43% |
| | 06h-22h | 276 15,27% | 299 16,56% | 280 15,48% | 252 13,93% | 282 15,60% | 303 16,77% | 282 15,60% |
| | 08h-14h | 152 11,55% | 165 12,57% | 158 12,03% | 134 10,20% | 158 12,03% | 173 13,15% | 157 11,92% |



| | | | | | | | | |
|--------------|---------|------------|------------|------------|------------|------------|------------|------------|
| Media Diaria | 00h-24h | 312 18,40% | 341 18,58% | 315 18,31% | 295 18,63% | 321 18,44% | 341 18,43% | 321 18,46% |
| | 06h-22h | 260 14,71% | 284 14,82% | 261 14,52% | 238 14,74% | 262 14,48% | 285 14,68% | 265 14,66% |
| | 08h-14h | 147 11,59% | 159 11,55% | 146 11,07% | 127 11,43% | 141 10,69% | 168 11,71% | 148 11,34% |



| | | | | | | | |
|--------------|---|--|--|--|--|--|--|
| Coeficientes | N | | | | | | |
| | L | | | | | | |
| Coeficiente | S | | | | | | |

Los datos en color negro corresponden al total de vehículos y los datos en color azul corresponden a vehículos pesados (en %)



Castilla-La Mancha

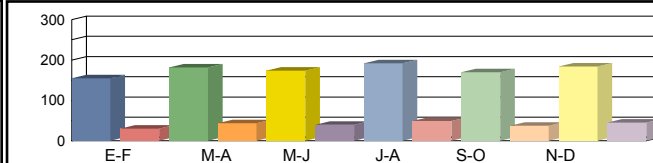
Consejería de Fomento

Estación: CU-22e
Carretera: CM-3101 p.k. 14,00 **Provincia:** CUENCA
Ubicación: Villamayor de Santiago - Osa de la Vega
Año: 2023
Tipo: COBERTURA

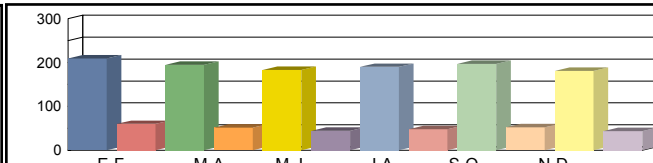
Dirección General de Carreteras

| | Ene-Feb | Mar-Abr | May-Jun | Jul-Ago | Sep-Oct | Nov-Dic | IMD |
|--|---------|---------|---------|---------|---------|---------|-----|
|--|---------|---------|---------|---------|---------|---------|-----|

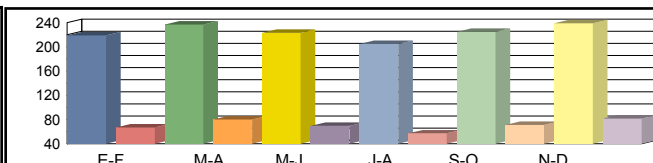
| | | | | | | | | |
|----------------|---------|-------------------|-------------------|-------------------|-------------------|-------------------|-------------------|-------------------|
| Media Domingos | 00h-24h | 155 16,50% | 182 19,45% | 174 18,52% | 192 20,49% | 170 18,17% | 184 19,66% | 176 18,80% |
| | 06h-22h | 119 13,22% | 139 15,48% | 125 13,93% | 134 14,93% | 117 13,02% | 140 15,58% | 129 14,36% |
| | 08h-14h | 50 9,28% | 66 12,31% | 58 10,68% | 49 9,03% | 37 6,86% | 90 16,61% | 58 10,79% |



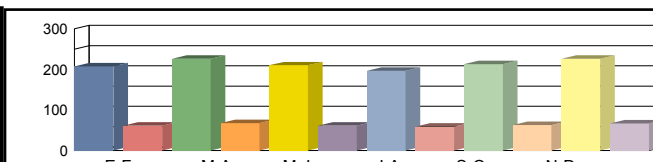
| | | | | | | | | |
|---------------|---------|-------------------|-------------------|-------------------|-------------------|-------------------|-------------------|-------------------|
| Media Sábados | 00h-24h | 209 22,29% | 195 20,85% | 183 19,50% | 190 20,25% | 197 20,98% | 181 19,33% | 192 20,53% |
| | 06h-22h | 161 17,85% | 149 16,52% | 140 15,52% | 148 16,44% | 144 16,04% | 137 15,26% | 146 16,27% |
| | 08h-14h | 107 19,84% | 89 16,45% | 73 13,43% | 100 18,52% | 73 13,56% | 74 13,66% | 86 15,91% |



| | | | | | | | | |
|-----------------|---------|-------------------|-------------------|-------------------|-------------------|-------------------|-------------------|-------------------|
| Media Laborales | 00h-24h | 219 23,37% | 237 25,25% | 223 23,74% | 205 21,83% | 225 24,00% | 239 25,50% | 225 23,95% |
| | 06h-22h | 171 19,01% | 186 20,62% | 174 19,28% | 156 17,34% | 175 19,43% | 188 20,88% | 175 19,43% |
| | 08h-14h | 86 16,00% | 94 17,43% | 90 16,67% | 76 14,14% | 90 16,67% | 98 18,22% | 89 16,52% |



| | | | | | | | | |
|--------------|---------|-------------------|-------------------|-------------------|-------------------|-------------------|-------------------|--------------------------|
| Media Diaria | 00h-24h | 207 22,68% | 226 22,90% | 210 22,57% | 196 22,96% | 213 22,74% | 226 22,71% | 213 22,76% |
| | 06h-22h | 161 18,32% | 177 18,45% | 162 18,08% | 147 18,36% | 162 18,03% | 177 18,28% | 164 18,25% |
| | 08h-14h | 83 16,06% | 90 16,01% | 83 15,35% | 72 15,84% | 80 14,82% | 95 16,23% | 84 15,72% |



| | | | | | | | |
|--------------|---|--|--|--|--|--|--|
| Coeficientes | N | | | | | | |
| | L | | | | | | |
| Coeficiente | S | | | | | | |

Los datos en color negro corresponden al total de vehículos y los datos en color azul corresponden a vehículos pesados (en %)



Castilla-La Mancha

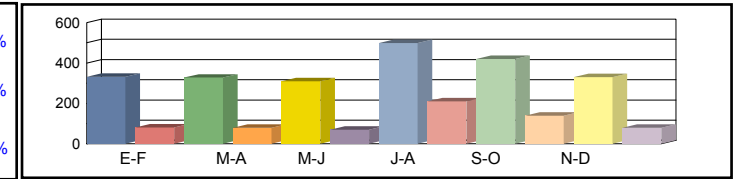
Consejería de Fomento

Estación: CU-30
Carretera: CM-2108 p.k. 10,50 **Provincia:** CUENCA
Ubicación: Priego - Alcantud
Año: 2023
Tipo: COBERTURA

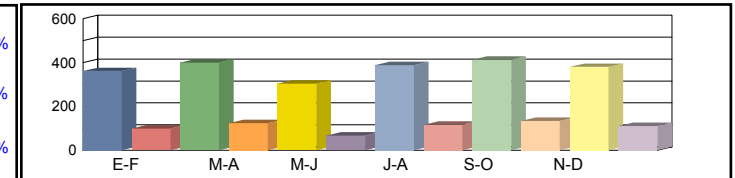
Dirección General de Carreteras

| | Ene-Feb | Mar-Abr | May-Jun | Jul-Ago | Sep-Oct | Nov-Dic | IMD |
|--|---------|---------|---------|---------|---------|---------|-----|
|--|---------|---------|---------|---------|---------|---------|-----|

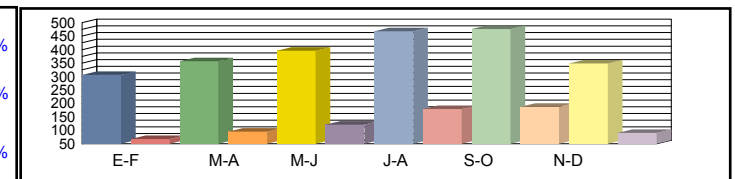
| | | | | | | | | |
|----------------|---------|------------|------------|------------|------------|------------|------------|------------|
| Media Domingos | 00h-24h | 332 19,66% | 328 19,43% | 310 18,39% | 499 29,60% | 420 24,90% | 330 19,54% | 370 21,92% |
| | 06h-22h | 257 10,32% | 255 10,20% | 239 9,56% | 382 15,31% | 324 12,98% | 265 10,61% | 287 11,49% |
| | 08h-14h | 117 4,57% | 122 4,78% | 131 5,14% | 176 6,90% | 128 5,00% | 140 5,50% | 136 5,32% |



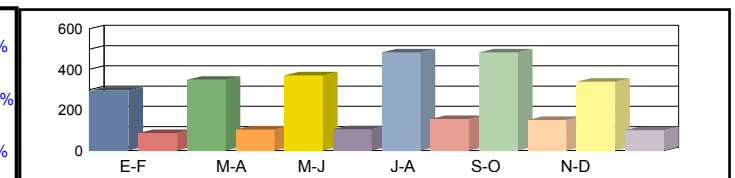
| | | | | | | | | |
|---------------|---------|------------|------------|------------|------------|------------|------------|------------|
| Media Sábados | 00h-24h | 361 21,39% | 399 23,64% | 304 18,04% | 388 23,00% | 412 24,41% | 380 22,54% | 374 22,17% |
| | 06h-22h | 295 11,83% | 306 12,27% | 242 9,68% | 304 12,18% | 306 12,26% | 297 11,90% | 292 11,69% |
| | 08h-14h | 193 7,57% | 147 5,76% | 139 5,45% | 175 6,86% | 173 6,77% | 164 6,44% | 165 6,48% |



| | | | | | | | | |
|-----------------|---------|------------|------------|------------|------------|------------|------------|------------|
| Media Laborales | 00h-24h | 306 18,15% | 357 21,15% | 396 23,48% | 468 27,75% | 476 28,22% | 349 20,68% | 392 23,24% |
| | 06h-22h | 220 8,82% | 289 11,56% | 312 12,50% | 377 15,11% | 372 14,91% | 288 11,52% | 310 12,40% |
| | 08h-14h | 125 4,90% | 162 6,37% | 175 6,86% | 205 8,03% | 218 8,52% | 152 5,98% | 173 6,78% |



| | | | | | | | | |
|--------------|---------|------------|------------|------------|------------|------------|------------|-------------------|
| Media Diaria | 00h-24h | 295 22,64% | 349 22,93% | 371 21,98% | 484 24,29% | 483 23,82% | 339 22,79% | 387 23,07% |
| | 06h-22h | 213 12,09% | 281 12,14% | 291 11,68% | 388 12,86% | 373 12,53% | 280 12,14% | 304 12,24% |
| | 08h-14h | 121 6,63% | 151 6,40% | 164 6,41% | 205 6,86% | 209 6,58% | 146 6,60% | 166 6,58% |



| | | | | | | | | |
|--------------|---|--|--|--|--|--|--|--|
| Coeficientes | N | | | | | | | |
| | L | | | | | | | |
| Coeficiente | S | | | | | | | |

Los datos en color negro corresponden al total de vehículos y los datos en color azul corresponden a vehículos pesados (en %)



Castilla-La Mancha

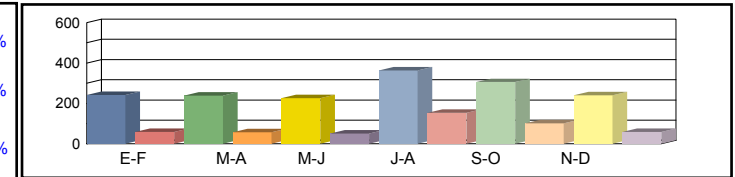
Consejería de Fomento

Estación: CU-31
Carretera: CM-2023 p.k. 19,00 **Provincia:** CUENCA
Ubicación: Int. CM-2015 - Int CM-2018
Año: 2023
Tipo: COBERTURA

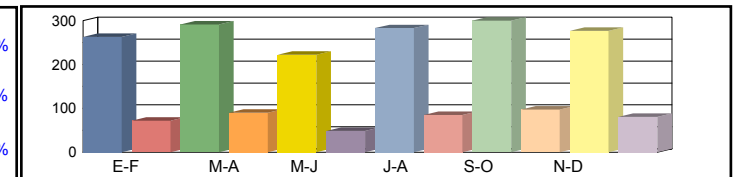
Dirección General de Carreteras

| | Ene-Feb | Mar-Abr | May-Jun | Jul-Ago | Sep-Oct | Nov-Dic | IMD |
|--|---------|---------|---------|---------|---------|---------|-----|
|--|---------|---------|---------|---------|---------|---------|-----|

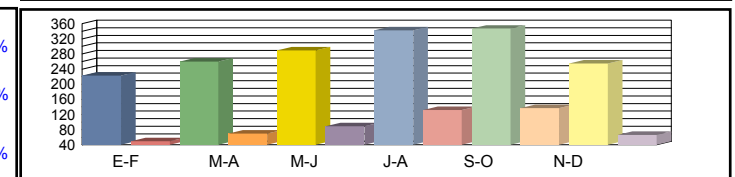
| | | | | | | | | |
|----------------|---------|------------|------------|------------|------------|------------|------------|------------|
| Media Domingos | 00h-24h | 242 19,70% | 239 19,47% | 226 18,42% | 364 29,65% | 306 24,95% | 241 19,58% | 270 21,96% |
| | 06h-22h | 187 16,00% | 185 15,82% | 174 14,82% | 278 23,74% | 236 20,12% | 193 16,45% | 209 17,82% |
| | 08h-14h | 64 6,94% | 67 7,27% | 72 7,81% | 97 10,48% | 70 7,59% | 77 8,35% | 74 8,07% |



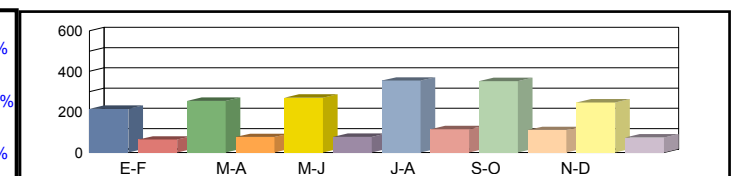
| | | | | | | | | |
|---------------|---------|------------|------------|------------|------------|------------|------------|------------|
| Media Sábados | 00h-24h | 263 21,43% | 291 23,68% | 222 18,08% | 283 23,05% | 300 24,46% | 277 22,58% | 273 22,21% |
| | 06h-22h | 215 18,35% | 223 19,03% | 176 15,02% | 221 18,88% | 223 19,01% | 216 18,45% | 212 18,12% |
| | 08h-14h | 106 11,50% | 81 8,75% | 76 8,27% | 96 10,42% | 95 10,29% | 90 9,79% | 91 9,84% |



| | | | | | | | | |
|-----------------|---------|------------|------------|------------|------------|------------|------------|------------|
| Media Laborales | 00h-24h | 223 18,18% | 260 21,19% | 289 23,53% | 342 27,81% | 347 28,28% | 255 20,72% | 286 23,28% |
| | 06h-22h | 160 13,68% | 210 17,93% | 227 19,38% | 274 23,44% | 271 23,12% | 209 17,86% | 225 19,24% |
| | 08h-14h | 69 7,44% | 89 9,67% | 96 10,42% | 112 12,20% | 119 12,95% | 84 9,08% | 95 10,29% |



| | | | | | | | | |
|--------------|---------|------------|------------|------------|------------|------------|------------|------------|
| Media Diaria | 00h-24h | 215 22,68% | 254 22,97% | 270 22,02% | 354 24,34% | 352 23,86% | 247 22,83% | 282 23,12% |
| | 06h-22h | 155 18,75% | 204 18,82% | 212 18,11% | 282 19,93% | 272 19,44% | 203 18,83% | 221 18,98% |
| | 08h-14h | 67 10,08% | 83 9,73% | 90 9,74% | 112 10,43% | 114 10,00% | 81 10,03% | 91 10,00% |



| | | | | | | | | |
|--------------|---|--|--|--|--|--|--|--|
| Coeficientes | N | | | | | | | |
| | L | | | | | | | |
| Coeficiente | S | | | | | | | |

Los datos en color negro corresponden al total de vehículos y los datos en color azul corresponden a vehículos pesados (en %)



Castilla-La Mancha

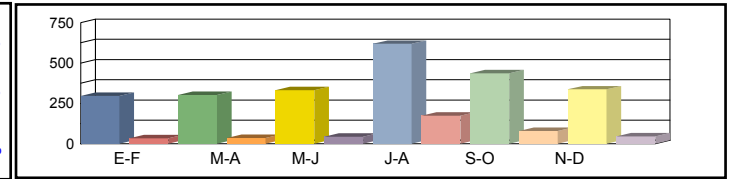
Consejería de Fomento

Estación: CU-32
Carretera: CM-210 p.k. 50,00 **Provincia:** CUENCA
Ubicación: Cañizares - Beteta
Año: 2023
Tipo: COBERTURA

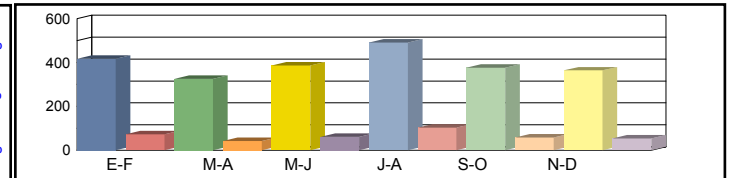
Dirección General de Carreteras

| Ene-Feb | Mar-Abr | May-Jun | Jul-Ago | Sep-Oct | Nov-Dic | IMD |
|---------|---------|---------|---------|---------|---------|-----|
|---------|---------|---------|---------|---------|---------|-----|

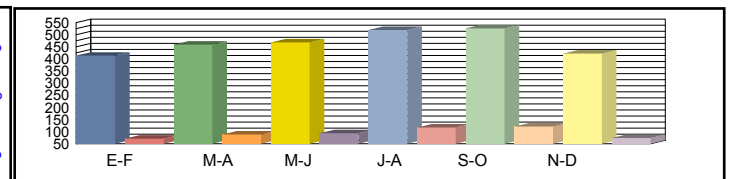
| | | | | | | | | |
|----------------|---------|-------------------|-------------------|-------------------|-------------------|-------------------|-------------------|-------------------|
| Media Domingos | 00h-24h | 296 10,48% | 303 10,75% | 333 11,82% | 619 21,96% | 437 15,49% | 337 11,94% | 388 13,74% |
| | 06h-22h | 251 7,93% | 253 7,99% | 273 8,62% | 520 16,43% | 369 11,66% | 275 8,68% | 324 10,22% |
| | 08h-14h | 99 7,83% | 117 9,20% | 107 8,46% | 278 21,95% | 156 12,30% | 128 10,10% | 148 11,64% |



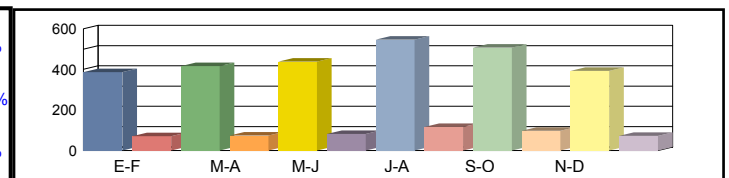
| | | | | | | | | |
|---------------|---------|-------------------|-------------------|-------------------|-------------------|-------------------|-------------------|-------------------|
| Media Sábados | 00h-24h | 417 14,77% | 325 11,53% | 386 13,68% | 491 17,41% | 376 13,34% | 364 12,91% | 393 13,94% |
| | 06h-22h | 356 11,24% | 268 8,47% | 320 10,11% | 410 12,95% | 298 9,42% | 304 9,60% | 326 10,30% |
| | 08h-14h | 175 13,83% | 131 10,31% | 179 14,10% | 211 16,65% | 125 9,89% | 131 10,30% | 159 12,51% |



| | | | | | | | | |
|-----------------|---------|-------------------|-------------------|-------------------|-------------------|-------------------|-------------------|-------------------|
| Media Laborales | 00h-24h | 414 14,68% | 459 16,27% | 469 16,63% | 520 18,45% | 527 18,69% | 422 14,96% | 468 16,61% |
| | 06h-22h | 336 10,62% | 390 12,32% | 394 12,44% | 432 13,63% | 444 14,01% | 360 11,37% | 393 12,40% |
| | 08h-14h | 174 13,69% | 171 13,52% | 185 14,59% | 189 14,94% | 218 17,19% | 183 14,47% | 187 14,73% |



| | | | | | | | | |
|--------------|---------|-------------------|-------------------|-------------------|-------------------|-------------------|-------------------|-------------------|
| Media Diaria | 00h-24h | 386 15,49% | 416 15,06% | 438 15,52% | 547 17,50% | 507 16,00% | 392 15,43% | 448 15,83% |
| | 06h-22h | 314 11,62% | 352 11,23% | 366 11,56% | 454 13,08% | 425 11,89% | 333 11,49% | 374 11,81% |
| | 08h-14h | 161 13,52% | 155 13,21% | 173 13,65% | 206 15,94% | 203 13,60% | 167 13,34% | 178 13,88% |



| | | | | | | | | |
|--------------|---|--|--|--|--|--|--|--|
| Coeficientes | N | | | | | | | |
| | L | | | | | | | |
| Coeficiente | S | | | | | | | |

Los datos en color negro corresponden al total de vehículos y los datos en color azul corresponden a vehículos pesados (en %)



Castilla-La Mancha

Consejería de Fomento

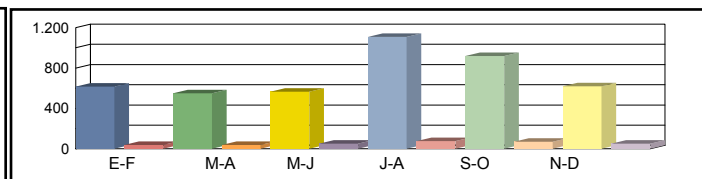
Estación: CU-33
Carretera: CM-210 p.k. 13,96 **Provincia:** CUENCA
Ubicación: Int. N-320 - Albalate de las Nogueras
Año: 2023
Tipo: PRIMARIA

Dirección General de Carreteras

| Ene-Feb | Mar-Abr | May-Jun | Jul-Ago | Sep-Oct | Nov-Dic | IMD |
|---------|---------|---------|---------|---------|---------|-----|
|---------|---------|---------|---------|---------|---------|-----|

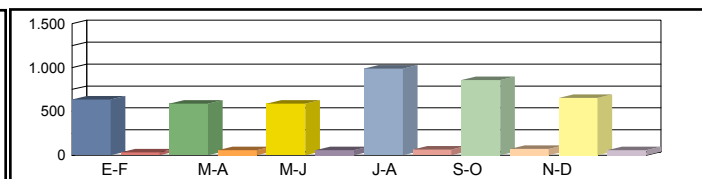
Media 00h-24h
 Domingos 06h-22h
 08h-14h

| | | | | | | | | | | | | | |
|-----|-------|-----|-------|-----|-------|-------|-------|-----|-------|-----|--------|-----|-------|
| 618 | 5,83% | 551 | 6,72% | 565 | 8,50% | 1.108 | 6,41% | 920 | 7,07% | 621 | 7,89% | 730 | 7,07% |
| 574 | 4,88% | 493 | 4,67% | 491 | 6,92% | 1.016 | 5,41% | 856 | 6,19% | 570 | 5,61% | 667 | 5,61% |
| 224 | 6,25% | 133 | 4,51% | 150 | 6,67% | 523 | 2,68% | 327 | 6,73% | 194 | 11,86% | 258 | 6,45% |



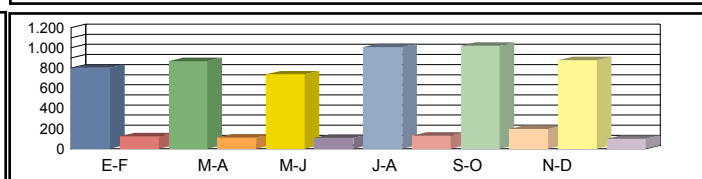
Media 00h-24h
 Sábados 06h-22h
 08h-14h

| | | | | | | | | | | | | | |
|-----|-------|-----|-------|-----|-------|-----|-------|-----|-------|-----|-------|-----|-------|
| 635 | 4,88% | 588 | 9,01% | 589 | 9,00% | 987 | 6,08% | 857 | 7,70% | 655 | 8,09% | 718 | 7,46% |
| 563 | 3,37% | 506 | 6,32% | 504 | 5,95% | 928 | 3,88% | 815 | 7,24% | 602 | 6,64% | 653 | 5,57% |
| 256 | 2,34% | 222 | 9,91% | 223 | 6,28% | 478 | 3,14% | 332 | 7,83% | 257 | 7,00% | 295 | 6,08% |



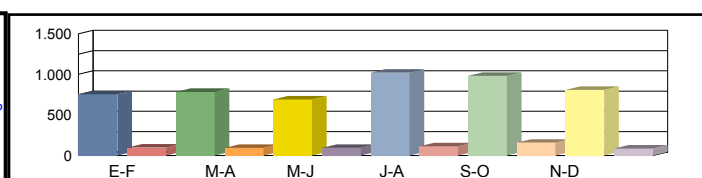
Media 00h-24h
 Laborales 06h-22h
 08h-14h

| | | | | | | | | | | | | | |
|-----|--------|-----|--------|-----|--------|-------|--------|-------|--------|-----|--------|-----|--------|
| 801 | 13,48% | 868 | 11,41% | 738 | 12,87% | 1.009 | 11,50% | 1.021 | 16,06% | 877 | 10,15% | 886 | 12,58% |
| 739 | 10,69% | 795 | 9,94% | 683 | 11,13% | 946 | 10,89% | 969 | 15,79% | 823 | 9,11% | 826 | 11,26% |
| 356 | 10,39% | 341 | 10,26% | 318 | 9,43% | 402 | 10,95% | 426 | 16,67% | 374 | 8,02% | 370 | 10,95% |



Media 00h-24h
 Diaria 06h-22h
 08h-14h

| | | | | | | | | | | | | | |
|-----|--------|-----|--------|-----|--------|-------|-------|-----|--------|-----|-------|------------|--------|
| 752 | 11,57% | 783 | 10,73% | 692 | 11,85% | 1.021 | 9,99% | 983 | 13,84% | 809 | 9,64% | 840 | 11,27% |
| 690 | 9,13% | 711 | 9,14% | 630 | 10,00% | 954 | 9,12% | 931 | 13,43% | 755 | 8,48% | 778 | 9,88% |
| 322 | 9,01% | 294 | 9,86% | 281 | 8,90% | 429 | 8,16% | 399 | 14,54% | 331 | 8,16% | 343 | 9,77% |



Coeficientes N
 L
 Coeficiente S

| | | | | | | |
|---------|---------|---------|---------|---------|---------|---------|
| 1,08390 | 1,09182 | 1,08053 | 1,06660 | 1,05366 | 1,06561 | |
| 1,10612 | 1,02074 | 1,20054 | 0,87810 | 0,86778 | 1,01026 | |
| | | | | | | 0,94776 |

Los datos en color negro corresponden al total de vehículos y los datos en color azul corresponden a vehículos pesados (en %)



Castilla-La Mancha

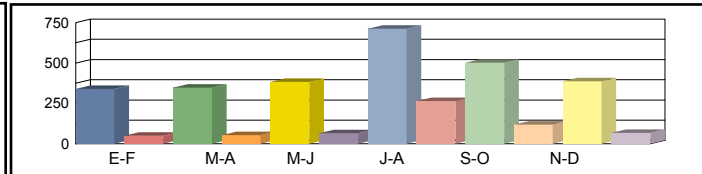
Consejería de Fomento

Estación: CU-33a
Carretera: CM-210 p.k. 18,50 **Provincia:** CUENCA
Ubicación: Albalate de las Nogueras - La Frontera
Año: 2023
Tipo: COBERTURA

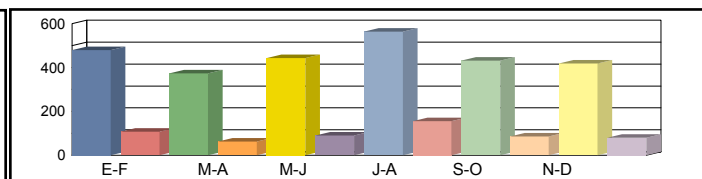
Dirección General de Carreteras

| | Ene-Feb | Mar-Abr | May-Jun | Jul-Ago | Sep-Oct | Nov-Dic | IMD |
|--|---------|---------|---------|---------|---------|---------|-----|
|--|---------|---------|---------|---------|---------|---------|-----|

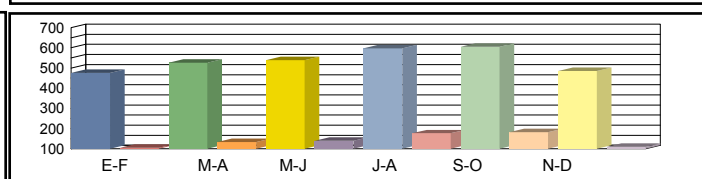
| | | | | | | | | |
|----------------|---------|-------------------|-------------------|-------------------|-------------------|-------------------|-------------------|-------------------|
| Media Domingos | 00h-24h | 340 12,98% | 348 13,31% | 383 14,64% | 712 27,19% | 502 19,18% | 387 14,78% | 445 17,01% |
| | 06h-22h | 288 8,74% | 290 8,81% | 313 9,50% | 597 18,12% | 424 12,86% | 315 9,57% | 371 11,27% |
| | 08h-14h | 101 6,25% | 119 7,34% | 110 6,75% | 284 17,50% | 159 9,81% | 131 8,06% | 151 9,28% |



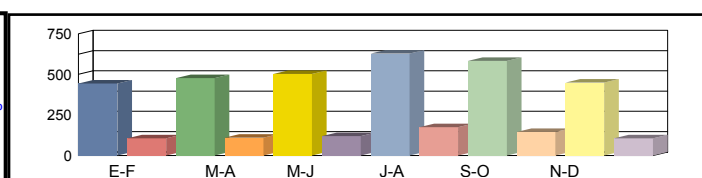
| | | | | | | | | |
|---------------|---------|-------------------|-------------------|-------------------|-------------------|-------------------|-------------------|-------------------|
| Media Sábados | 00h-24h | 479 18,29% | 374 14,28% | 443 16,93% | 564 21,56% | 432 16,52% | 419 15,99% | 452 17,26% |
| | 06h-22h | 409 12,40% | 308 9,34% | 367 11,15% | 471 14,29% | 342 10,39% | 349 10,58% | 374 11,36% |
| | 08h-14h | 179 11,03% | 134 8,22% | 183 11,25% | 216 13,28% | 128 7,89% | 133 8,21% | 162 9,98% |



| | | | | | | | | |
|-----------------|---------|-------------------|-------------------|-------------------|-------------------|-------------------|-------------------|-------------------|
| Media Laborales | 00h-24h | 476 18,17% | 527 20,15% | 539 20,59% | 598 22,84% | 606 23,14% | 485 18,52% | 538 20,57% |
| | 06h-22h | 386 11,71% | 448 13,59% | 452 13,72% | 495 15,03% | 509 15,46% | 413 12,55% | 450 13,68% |
| | 08h-14h | 177 10,92% | 175 10,78% | 189 11,64% | 193 11,92% | 223 13,71% | 187 11,54% | 191 11,75% |



| | | | | | | | | |
|--------------|---------|-------------------|-------------------|-------------------|-------------------|-------------------|-------------------|--------------------------|
| Media Diaria | 00h-24h | 443 19,18% | 477 18,65% | 503 19,22% | 629 21,67% | 583 19,81% | 450 19,11% | 514 19,61% |
| | 06h-22h | 361 12,82% | 405 12,39% | 420 12,75% | 521 14,43% | 487 13,12% | 382 12,68% | 429 13,03% |
| | 08h-14h | 164 10,78% | 158 10,54% | 177 10,88% | 211 12,71% | 208 10,84% | 171 10,64% | 182 11,07% |



| | | | | | | | | |
|--------------|---|--|--|--|--|--|--|--|
| Coeficientes | N | | | | | | | |
| | L | | | | | | | |
| Coeficiente | S | | | | | | | |

Los datos en color negro corresponden al total de vehículos y los datos en color azul corresponden a vehículos pesados (en %)



Castilla-La Mancha

Consejería de Fomento

Estación: CU-33b
Carretera: CM-310 p.k. 158,00 **Provincia:** CUENCA
Ubicación: Villaconejos de Trabaque - Albalate de las Nogueras
Año: 2023
Tipo: COBERTURA

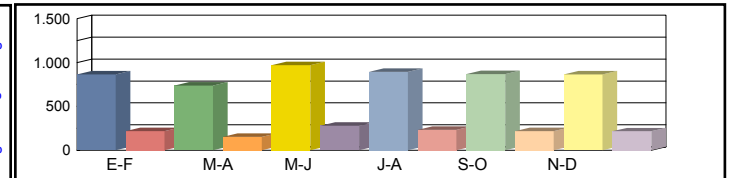
Dirección General de Carreteras

| Ene-Feb | Mar-Abr | May-Jun | Jul-Ago | Sep-Oct | Nov-Dic | IMD |
|---------|---------|---------|---------|---------|---------|-----|
|---------|---------|---------|---------|---------|---------|-----|

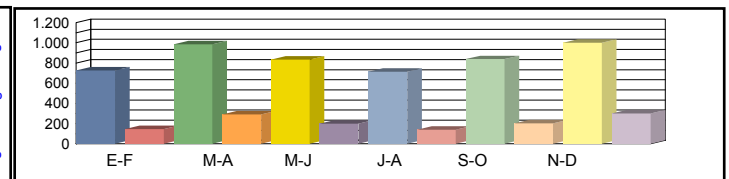
| | | | | | | | | |
|----------|---------|------------|------------|------------|------------|--------------|------------|------------|
| Media | 00h-24h | 781 18,04% | 798 18,43% | 884 20,42% | 875 20,20% | 1.003 23,17% | 848 19,58% | 865 19,97% |
| Domingos | 06h-22h | 717 15,10% | 717 15,09% | 779 16,40% | 738 15,53% | 904 19,03% | 762 16,04% | 770 16,20% |
| | 08h-14h | 188 10,45% | 259 14,34% | 224 12,39% | 205 11,39% | 298 16,50% | 315 17,46% | 248 13,76% |



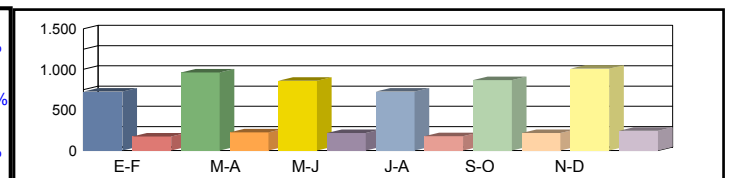
| | | | | | | | | |
|---------|---------|------------|------------|------------|------------|------------|------------|------------|
| Media | 00h-24h | 866 19,99% | 737 17,02% | 971 22,42% | 895 20,66% | 869 20,06% | 865 19,98% | 867 20,02% |
| Sábados | 06h-22h | 758 15,95% | 662 13,93% | 863 18,17% | 822 17,31% | 760 16,01% | 775 16,32% | 773 16,28% |
| | 08h-14h | 358 19,82% | 279 15,45% | 423 23,47% | 417 23,13% | 378 20,96% | 350 19,38% | 368 20,37% |



| | | | | | | | | |
|-----------|---------|------------|------------|------------|------------|------------|--------------|------------|
| Media | 00h-24h | 727 16,78% | 985 22,76% | 835 19,28% | 713 16,47% | 839 19,38% | 1.002 23,13% | 850 19,63% |
| Laborales | 06h-22h | 647 13,62% | 892 18,78% | 755 15,89% | 647 13,62% | 763 16,06% | 930 19,58% | 772 16,26% |
| | 08h-14h | 306 16,93% | 406 22,52% | 329 18,24% | 281 15,56% | 306 16,97% | 393 21,81% | 337 18,67% |



| | | | | | | | | |
|--------|---------|------------|------------|------------|------------|------------|--------------|-------------------|
| Media | 00h-24h | 724 19,21% | 962 18,84% | 861 19,89% | 725 19,61% | 868 19,95% | 1.009 19,42% | 858 19,49% |
| Diaria | 06h-22h | 643 15,79% | 870 15,50% | 774 16,29% | 653 16,04% | 785 16,36% | 935 15,98% | 777 15,99% |
| | 08h-14h | 291 17,35% | 385 17,28% | 327 18,15% | 277 17,96% | 308 18,38% | 394 18,29% | 330 17,90% |



| | | | | | | | | |
|--------------|---|--|--|--|--|--|--|--|
| Coeficientes | N | | | | | | | |
| | L | | | | | | | |
| Coeficiente | S | | | | | | | |

Los datos en color negro corresponden al total de vehículos y los datos en color azul corresponden a vehículos pesados (en %)



Castilla-La Mancha

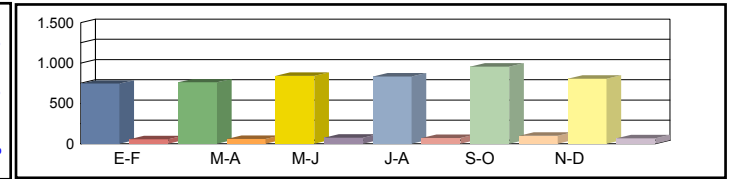
Consejería de Fomento

Estación: CU-33c
Carretera: CM-2108 p.k. 2,50 **Provincia:** CUENCA
Ubicación: Villaconejos de Trabaque - Priego
Año: 2023
Tipo: COBERTURA

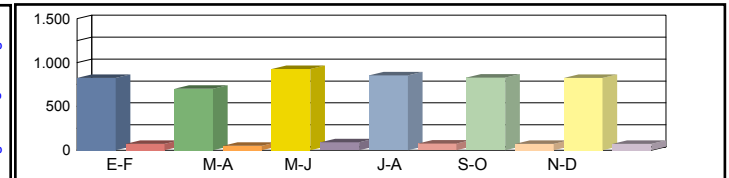
Dirección General de Carreteras

| Ene-Feb | Mar-Abr | May-Jun | Jul-Ago | Sep-Oct | Nov-Dic | IMD |
|---------|---------|---------|---------|---------|---------|-----|
|---------|---------|---------|---------|---------|---------|-----|

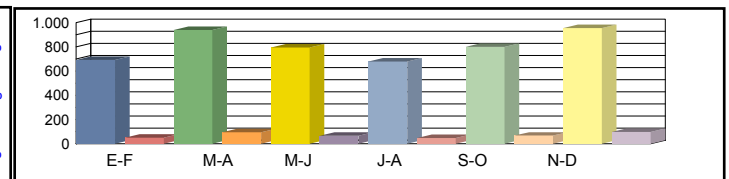
| | | | | | | | |
|------------------|-----------|-----------|-----------|-----------|-----------|-----------|-----------|
| Media 00h-24h | 745 7,29% | 761 7,45% | 843 8,25% | 834 8,16% | 956 9,36% | 808 7,91% | 824 8,07% |
| Domingos 06h-22h | 710 6,49% | 709 6,48% | 771 7,04% | 730 6,67% | 895 8,18% | 754 6,89% | 762 6,96% |
| 08h-14h | 255 3,22% | 350 4,42% | 302 3,82% | 278 3,51% | 403 5,08% | 426 5,38% | 336 4,24% |



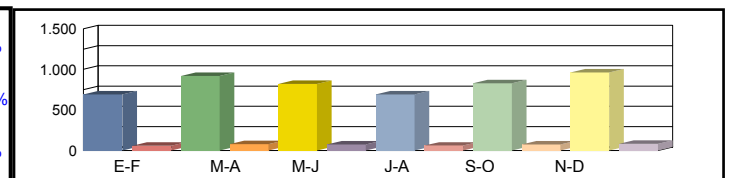
| | | | | | | | |
|-----------------|-----------|-----------|-----------|-----------|-----------|-----------|-----------|
| Media 00h-24h | 825 8,08% | 702 6,87% | 926 9,06% | 853 8,35% | 828 8,10% | 825 8,07% | 826 8,09% |
| Sábados 06h-22h | 749 6,85% | 655 5,98% | 854 7,80% | 813 7,43% | 752 6,88% | 767 7,01% | 765 6,99% |
| 08h-14h | 484 6,11% | 377 4,76% | 573 7,23% | 564 7,13% | 511 6,46% | 473 5,97% | 497 6,27% |



| | | | | | | | |
|-------------------|-----------|-----------|-----------|-----------|-----------|-----------|-----------|
| Media 00h-24h | 693 6,78% | 939 9,19% | 796 7,79% | 680 6,65% | 800 7,83% | 955 9,34% | 810 7,93% |
| Laborales 06h-22h | 640 5,85% | 883 8,07% | 747 6,83% | 640 5,85% | 755 6,90% | 920 8,41% | 764 6,98% |
| 08h-14h | 413 5,22% | 549 6,94% | 445 5,62% | 380 4,79% | 414 5,23% | 532 6,72% | 456 5,75% |



| | | | | | | | |
|----------------|-----------|-----------|-----------|-----------|-----------|-----------|------------------|
| Media 00h-24h | 690 7,76% | 917 7,61% | 821 8,04% | 692 7,92% | 828 8,06% | 962 7,85% | 818 7,87% |
| Diaria 06h-22h | 636 6,78% | 861 6,66% | 766 7,00% | 646 6,89% | 777 7,03% | 925 6,86% | 768 6,87% |
| 08h-14h | 393 5,34% | 520 5,32% | 443 5,59% | 374 5,53% | 417 5,66% | 534 5,63% | 447 5,51% |



| | | | | | | | |
|----------------|--|--|--|--|--|--|--|
| Coeficientes N | | | | | | | |
| L | | | | | | | |
| Coeficiente S | | | | | | | |

Los datos en color negro corresponden al total de vehículos y los datos en color azul corresponden a vehículos pesados (en %)



Castilla-La Mancha

Consejería de Fomento

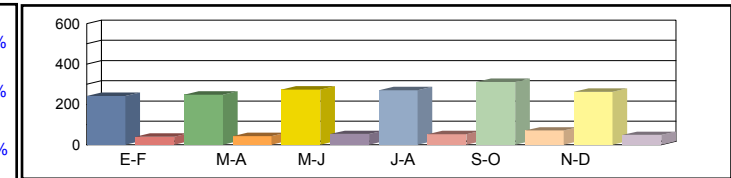
Estación: CU-34
Carretera: CM-2002 p.k. 17,00 **Provincia:** CUENCA
Ubicación: Int CM-310 - Villalba del Rey
Año: 2023
Tipo: COBERTURA

Dirección General de Carreteras

| Ene-Feb | Mar-Abr | May-Jun | Jul-Ago | Sep-Oct | Nov-Dic | IMD |
|---------|---------|---------|---------|---------|---------|-----|
|---------|---------|---------|---------|---------|---------|-----|

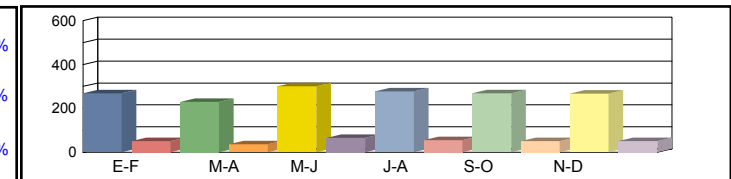
Media 00h-24h
 Domingos 06h-22h
 08h-14h

| | | | | | | |
|------------|------------|------------|------------|------------|------------|------------|
| 242 14,45% | 248 14,76% | 274 16,36% | 271 16,18% | 311 18,56% | 263 15,68% | 268 16,00% |
| 183 15,26% | 183 15,25% | 199 16,57% | 189 15,70% | 231 19,23% | 195 16,21% | 197 16,37% |
| 54 5,48% | 74 7,53% | 64 6,51% | 59 5,98% | 85 8,66% | 90 9,17% | 71 7,22% |



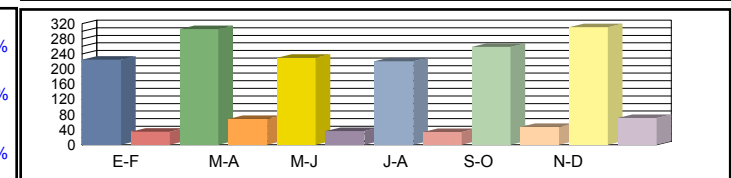
Media 00h-24h
 Sábados 06h-22h
 08h-14h

| | | | | | | |
|------------|------------|------------|------------|------------|------------|------------|
| 269 16,01% | 229 13,63% | 301 17,96% | 278 16,55% | 269 16,06% | 268 16,01% | 269 16,04% |
| 194 16,12% | 169 14,08% | 221 18,36% | 210 17,49% | 194 16,18% | 198 16,49% | 198 16,45% |
| 102 10,41% | 80 8,11% | 121 12,32% | 119 12,14% | 108 11,00% | 100 10,18% | 105 10,69% |



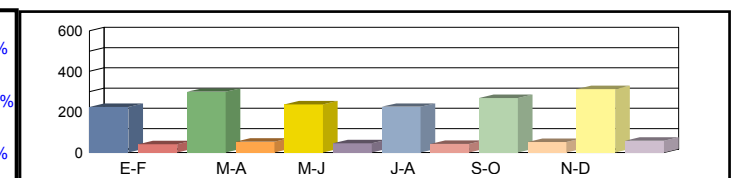
Media 00h-24h
 Laborales 06h-22h
 08h-14h

| | | | | | | |
|------------|------------|------------|------------|------------|------------|------------|
| 225 13,44% | 306 18,23% | 230 13,71% | 221 13,19% | 259 15,44% | 311 18,53% | 259 15,42% |
| 165 13,76% | 228 18,98% | 166 13,85% | 165 13,76% | 193 16,06% | 238 19,78% | 192 16,03% |
| 87 8,89% | 116 11,82% | 80 8,17% | 80 8,17% | 94 9,57% | 112 11,45% | 95 9,68% |



Media 00h-24h
 Diaria 06h-22h
 08h-14h

| | | | | | | |
|------------|------------|------------|------------|------------|------------|------------|
| 224 15,38% | 299 15,09% | 237 15,93% | 225 15,71% | 268 15,98% | 313 15,56% | 261 15,61% |
| 164 15,96% | 222 15,66% | 170 16,46% | 167 16,21% | 199 16,53% | 239 16,14% | 194 16,16% |
| 83 9,11% | 110 9,07% | 80 9,53% | 79 9,43% | 95 9,65% | 112 9,60% | 93 9,40% |



Coeficientes N
 L
 Coeficiente S

| | | | | | | |
|--|--|--|--|--|--|--|
| | | | | | | |
| | | | | | | |

Los datos en color negro corresponden al total de vehículos y los datos en color azul corresponden a vehículos pesados (en %)



Castilla-La Mancha

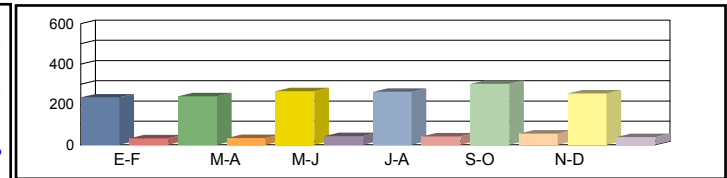
Consejería de Fomento

Estación: CU-34b
Carretera: CM-2017 p.k. 2,00 **Provincia:** CUENCA
Ubicación: Villalba del Rey - Gascueña
Año: 2023
Tipo: COBERTURA

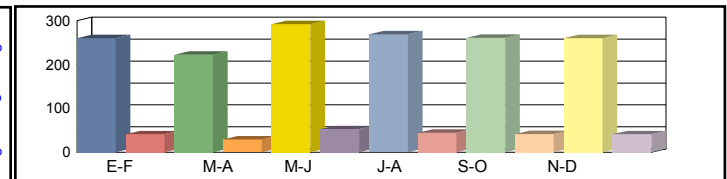
Dirección General de Carreteras

| Ene-Feb | Mar-Abr | May-Jun | Jul-Ago | Sep-Oct | Nov-Dic | IMD |
|---------|---------|---------|---------|---------|---------|-----|
|---------|---------|---------|---------|---------|---------|-----|

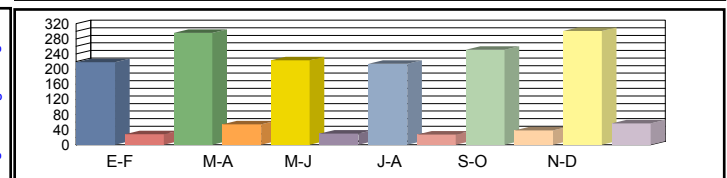
| | | | | | | | | |
|----------------|---------|-------------------|-------------------|-------------------|-------------------|-------------------|-------------------|-------------------|
| Media Domingos | 00h-24h | 235 12,30% | 240 12,57% | 266 13,92% | 263 13,77% | 302 15,80% | 255 13,35% | 260 13,62% |
| | 06h-22h | 177 11,75% | 177 11,74% | 192 12,76% | 182 12,08% | 223 14,81% | 188 12,48% | 190 12,60% |
| | 08h-14h | 44 4,52% | 60 6,21% | 52 5,36% | 47 4,93% | 69 7,14% | 73 7,56% | 58 5,95% |



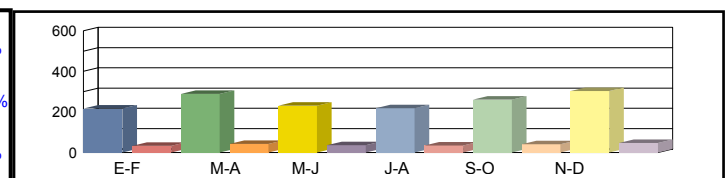
| | | | | | | | | |
|---------------|---------|-------------------|-------------------|-------------------|-------------------|-------------------|-------------------|-------------------|
| Media Sábados | 00h-24h | 260 13,63% | 222 11,60% | 292 15,29% | 269 14,09% | 261 13,68% | 260 13,63% | 261 13,65% |
| | 06h-22h | 187 12,41% | 163 10,84% | 213 14,14% | 203 13,46% | 187 12,45% | 191 12,69% | 191 12,67% |
| | 08h-14h | 83 8,58% | 64 6,69% | 98 10,16% | 96 10,01% | 87 9,07% | 81 8,39% | 85 8,82% |



| | | | | | | | | |
|-----------------|---------|-------------------|-------------------|-------------------|-------------------|-------------------|-------------------|-------------------|
| Media Laborales | 00h-24h | 218 11,44% | 296 15,52% | 223 11,67% | 214 11,23% | 251 13,15% | 301 15,77% | 250 13,13% |
| | 06h-22h | 159 10,60% | 220 14,61% | 160 10,67% | 159 10,60% | 186 12,37% | 229 15,23% | 186 12,34% |
| | 08h-14h | 71 7,33% | 94 9,75% | 65 6,73% | 65 6,73% | 76 7,89% | 91 9,44% | 77 7,98% |



| | | | | | | | | |
|--------------|---------|-------------------|-------------------|-------------------|-------------------|-------------------|-------------------|--------------------------|
| Media Diaria | 00h-24h | 217 13,10% | 289 12,84% | 230 13,56% | 218 13,37% | 260 13,60% | 303 13,24% | 253 13,29% |
| | 06h-22h | 158 12,28% | 215 12,06% | 164 12,67% | 161 12,48% | 191 12,73% | 230 12,43% | 186 12,44% |
| | 08h-14h | 68 7,51% | 89 7,48% | 65 7,86% | 64 7,77% | 77 7,96% | 91 7,92% | 76 7,75% |



| | | | | | | | | |
|--------------|---|--|--|--|--|--|--|--|
| Coeficientes | N | | | | | | | |
| | L | | | | | | | |
| Coeficiente | S | | | | | | | |

Los datos en color negro corresponden al total de vehículos y los datos en color azul corresponden a vehículos pesados (en %)



Castilla-La Mancha

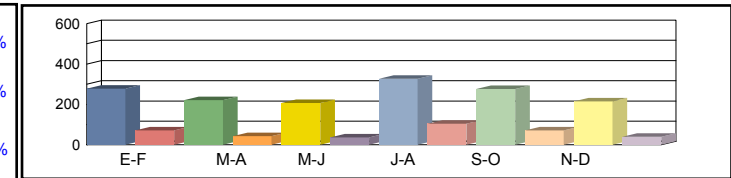
Consejería de Fomento

Estación: CU-34c
Carretera: CM-210 p.k. 60,80 **Provincia:** CUENCA
Ubicación: Beteta - Limite Provincia con Guadalajara - Int. CM-2101
Año: 2023
Tipo: COBERTURA

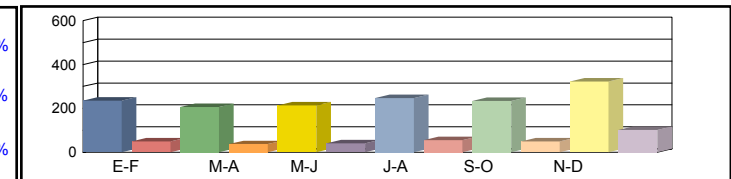
Dirección General de Carreteras

| Ene-Feb | Mar-Abr | May-Jun | Jul-Ago | Sep-Oct | Nov-Dic | IMD |
|---------|---------|---------|---------|---------|---------|-----|
|---------|---------|---------|---------|---------|---------|-----|

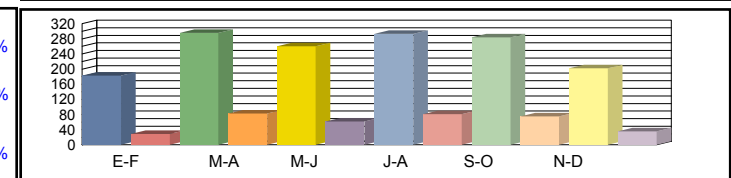
| | | | | | | | | |
|----------------|---------|-------------------|-------------------|-------------------|-------------------|-------------------|-------------------|-------------------|
| Media Domingos | 00h-24h | 278 20,57% | 221 16,36% | 207 15,28% | 327 24,16% | 277 20,50% | 215 15,89% | 254 18,79% |
| | 06h-22h | 203 14,75% | 157 11,43% | 148 10,75% | 242 17,60% | 202 14,72% | 154 11,19% | 184 13,41% |
| | 08h-14h | 64 6,33% | 71 7,06% | 68 6,76% | 67 6,65% | 151 14,99% | 66 6,55% | 81 8,06% |



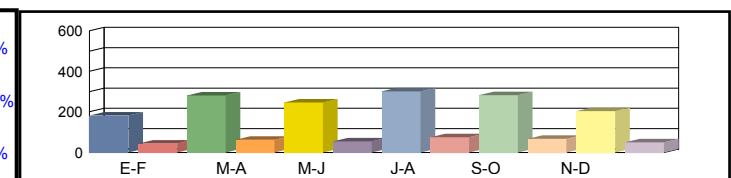
| | | | | | | | | |
|---------------|---------|-------------------|-------------------|-------------------|-------------------|-------------------|-------------------|-------------------|
| Media Sábados | 00h-24h | 236 17,45% | 206 15,24% | 214 15,80% | 247 18,28% | 234 17,33% | 323 23,92% | 243 18,00% |
| | 06h-22h | 175 12,76% | 141 10,27% | 150 10,93% | 173 12,62% | 175 12,75% | 231 16,78% | 174 12,69% |
| | 08h-14h | 92 9,15% | 48 4,74% | 65 6,43% | 123 12,15% | 97 9,67% | 165 16,36% | 98 9,75% |



| | | | | | | | | |
|-----------------|---------|-------------------|-------------------|-------------------|-------------------|-------------------|-------------------|-------------------|
| Media Laborales | 00h-24h | 183 13,55% | 296 21,92% | 260 19,23% | 293 21,67% | 284 20,98% | 202 14,92% | 253 18,71% |
| | 06h-22h | 118 8,58% | 227 16,55% | 189 13,76% | 198 14,43% | 215 15,62% | 147 10,71% | 182 13,27% |
| | 08h-14h | 64 6,33% | 134 13,29% | 110 10,91% | 119 11,83% | 108 10,73% | 90 8,89% | 104 10,33% |



| | | | | | | | | |
|--------------|---------|-------------------|-------------------|-------------------|-------------------|-------------------|-------------------|-------------------|
| Media Diaria | 00h-24h | 182 19,17% | 281 18,25% | 246 18,18% | 302 19,80% | 283 19,14% | 204 19,42% | 250 18,99% |
| | 06h-22h | 118 13,76% | 213 12,93% | 178 12,92% | 204 14,14% | 215 13,75% | 148 13,82% | 179 13,55% |
| | 08h-14h | 59 10,00% | 116 9,48% | 98 9,68% | 114 10,48% | 112 11,31% | 91 11,06% | 98 10,34% |



| | | | | | | | | |
|--------------|---|--|--|--|--|--|--|--|
| Coeficientes | N | | | | | | | |
| | L | | | | | | | |
| Coeficiente | S | | | | | | | |

Los datos en color negro corresponden al total de vehículos y los datos en color azul corresponden a vehículos pesados (en %)



Castilla-La Mancha

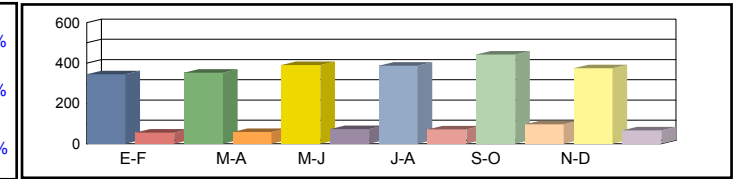
Consejería de Fomento

Estación: CU-36
Carretera: CM-2000 p.k. 28,00 **Provincia:** CUENCA
Ubicación: Garcinarro - Sacedon
Año: 2023
Tipo: COBERTURA

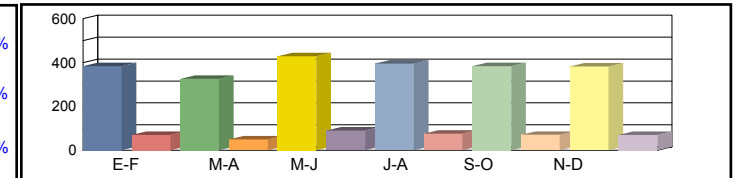
Dirección General de Carreteras

| Ene-Feb | Mar-Abr | May-Jun | Jul-Ago | Sep-Oct | Nov-Dic | IMD |
|---------|---------|---------|---------|---------|---------|-----|
|---------|---------|---------|---------|---------|---------|-----|

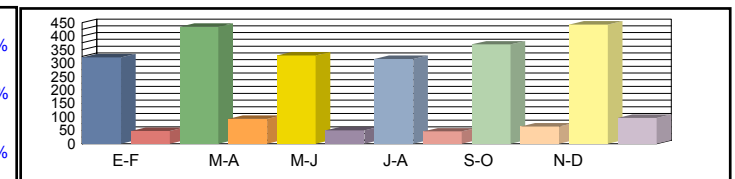
| | | | | | | | | |
|----------------|---------|-------------------|-------------------|-------------------|-------------------|-------------------|-------------------|-------------------|
| Media Domingos | 00h-24h | 345 13,95% | 353 14,25% | 391 15,78% | 387 15,61% | 443 17,91% | 375 15,13% | 382 15,44% |
| | 06h-22h | 292 12,38% | 292 12,37% | 317 13,44% | 300 12,73% | 368 15,60% | 310 13,15% | 313 13,28% |
| | 08h-14h | 80 4,50% | 110 6,18% | 95 5,34% | 87 4,91% | 127 7,11% | 134 7,52% | 106 5,93% |



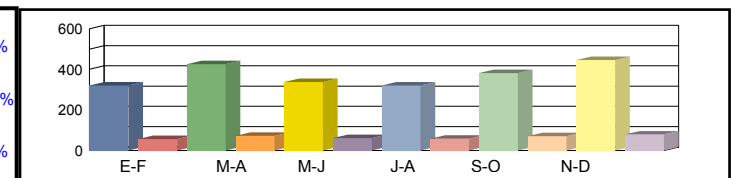
| | | | | | | | | |
|---------------|---------|-------------------|-------------------|-------------------|-------------------|-------------------|-------------------|-------------------|
| Media Sábados | 00h-24h | 383 15,45% | 326 13,15% | 429 17,33% | 395 15,97% | 384 15,50% | 382 15,45% | 383 15,48% |
| | 06h-22h | 308 13,07% | 269 11,42% | 351 14,89% | 334 14,19% | 309 13,12% | 315 13,38% | 314 13,35% |
| | 08h-14h | 152 8,54% | 119 6,65% | 180 10,11% | 178 9,97% | 161 9,03% | 149 8,35% | 156 8,78% |



| | | | | | | | | |
|-----------------|---------|-------------------|-------------------|-------------------|-------------------|-------------------|-------------------|-------------------|
| Media Laborales | 00h-24h | 321 12,97% | 435 17,59% | 328 13,23% | 315 12,73% | 369 14,91% | 443 17,88% | 368 14,89% |
| | 06h-22h | 263 11,16% | 363 15,40% | 265 11,24% | 263 11,16% | 307 13,03% | 378 16,05% | 306 13,01% |
| | 08h-14h | 130 7,30% | 173 9,70% | 119 6,70% | 119 6,70% | 140 7,86% | 167 9,40% | 141 7,94% |



| | | | | | | | | |
|--------------|---------|-------------------|-------------------|-------------------|-------------------|-------------------|-------------------|--------------------------|
| Media Diaria | 00h-24h | 320 14,85% | 425 14,56% | 338 15,38% | 320 15,16% | 382 15,42% | 446 15,02% | 372 15,06% |
| | 06h-22h | 261 12,94% | 354 12,71% | 272 13,35% | 265 13,15% | 316 13,41% | 380 13,10% | 308 13,11% |
| | 08h-14h | 124 7,48% | 164 7,45% | 118 7,82% | 117 7,74% | 141 7,92% | 167 7,88% | 138 7,71% |



| | | | | | | | | |
|--------------|---|--|--|--|--|--|--|--|
| Coeficientes | N | | | | | | | |
| | L | | | | | | | |
| Coeficiente | S | | | | | | | |

Los datos en color negro corresponden al total de vehículos y los datos en color azul corresponden a vehículos pesados (en %)



Castilla-La Mancha

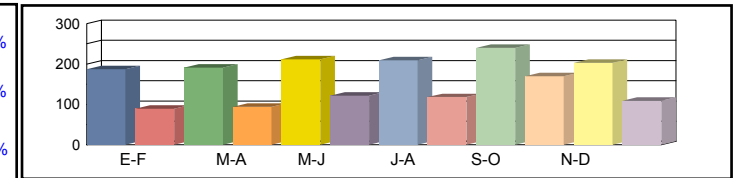
Consejería de Fomento

Estación: CU-36b
Carretera: CM-2000 p.k. 21,50 **Provincia:** CUENCA
Ubicación: Vellisca - Garcinarro
Año: 2023
Tipo: COBERTURA

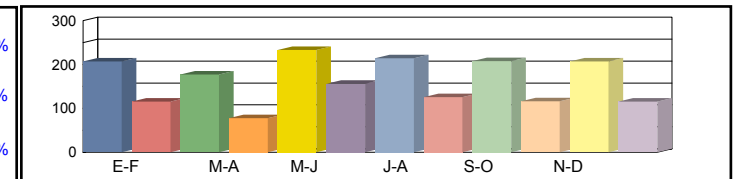
Dirección General de Carreteras

| Ene-Feb | Mar-Abr | May-Jun | Jul-Ago | Sep-Oct | Nov-Dic | IMD |
|---------|---------|---------|---------|---------|---------|-----|
|---------|---------|---------|---------|---------|---------|-----|

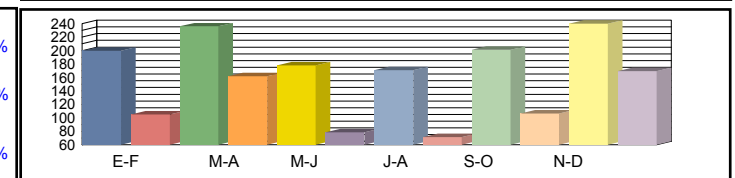
| | | | | | | | | |
|----------------|---------|-------------------|-------------------|-------------------|-------------------|-------------------|-------------------|-------------------|
| Media Domingos | 00h-24h | 187 32,28% | 191 32,98% | 212 36,54% | 209 36,14% | 240 41,45% | 203 35,03% | 207 35,73% |
| | 06h-22h | 152 32,66% | 152 32,65% | 165 35,46% | 156 33,59% | 192 41,16% | 161 34,69% | 163 35,04% |
| | 08h-14h | 38 17,36% | 52 23,83% | 45 20,59% | 41 18,92% | 60 27,42% | 63 29,02% | 50 22,86% |



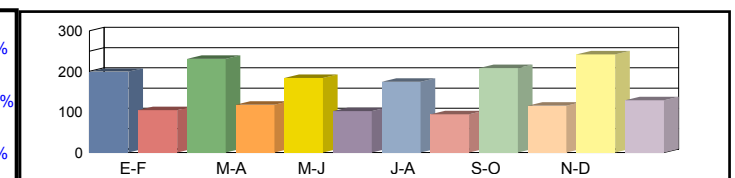
| | | | | | | | | |
|---------------|---------|-------------------|-------------------|-------------------|-------------------|-------------------|-------------------|-------------------|
| Media Sábados | 00h-24h | 207 35,77% | 177 30,45% | 233 40,11% | 214 36,97% | 208 35,88% | 207 35,76% | 208 35,82% |
| | 06h-22h | 161 34,49% | 140 30,12% | 183 39,30% | 174 37,43% | 161 34,62% | 164 35,29% | 164 35,21% |
| | 08h-14h | 72 32,93% | 56 25,67% | 85 38,99% | 84 38,43% | 76 34,83% | 70 32,21% | 74 33,84% |



| | | | | | | | | |
|-----------------|---------|-------------------|-------------------|-------------------|-------------------|-------------------|-------------------|-------------------|
| Media Laborales | 00h-24h | 200 34,50% | 236 40,72% | 178 30,63% | 171 29,47% | 201 34,68% | 240 41,39% | 204 35,23% |
| | 06h-22h | 160 34,38% | 189 40,62% | 138 29,65% | 137 29,46% | 162 34,73% | 197 42,34% | 164 35,19% |
| | 08h-14h | 66 30,30% | 81 37,41% | 56 25,85% | 56 25,85% | 61 28,20% | 79 36,24% | 66 30,64% |



| | | | | | | | | |
|--------------|---------|-------------------|-------------------|-------------------|-------------------|-------------------|-------------------|-------------------|
| Media Diaria | 00h-24h | 199 34,36% | 231 33,70% | 184 35,59% | 174 35,09% | 208 35,69% | 242 34,75% | 206 34,87% |
| | 06h-22h | 159 34,15% | 184 33,52% | 141 35,23% | 138 34,70% | 167 35,38% | 198 34,55% | 164 34,59% |
| | 08h-14h | 63 28,83% | 77 28,72% | 56 30,16% | 55 29,84% | 61 30,54% | 79 30,39% | 65 29,74% |



| | | | | | | | | |
|--------------|---|--|--|--|--|--|--|--|
| Coeficientes | N | | | | | | | |
| | L | | | | | | | |
| Coeficiente | S | | | | | | | |

Los datos en color negro corresponden al total de vehículos y los datos en color azul corresponden a vehículos pesados (en %)



Castilla-La Mancha

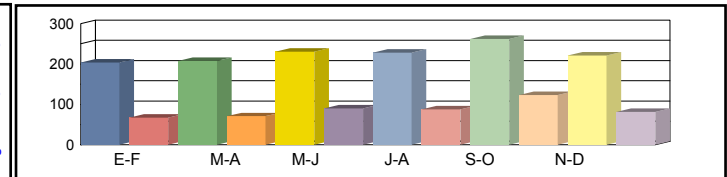
Consejería de Fomento

Estación: CU-37
Carretera: CM-2000 p.k. 5,00 **Provincia:** CUENCA
Ubicación: Carrascosa del Campo - Vellisca
Año: 2023
Tipo: COBERTURA

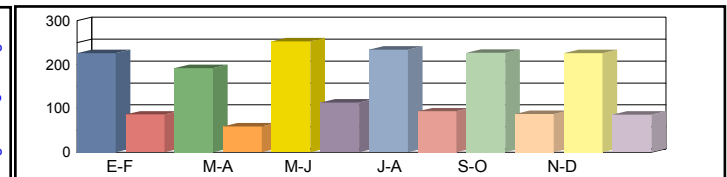
Dirección General de Carreteras

| | Ene-Feb | Mar-Abr | May-Jun | Jul-Ago | Sep-Oct | Nov-Dic | IMD |
|--|---------|---------|---------|---------|---------|---------|-----|
|--|---------|---------|---------|---------|---------|---------|-----|

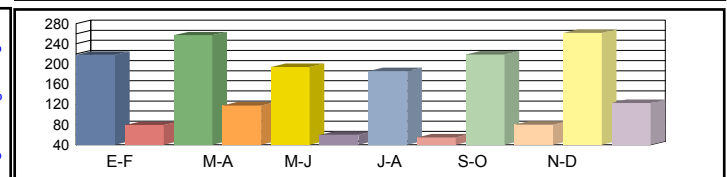
| | | | | | | | | |
|----------------|---------|-------------------|-------------------|-------------------|-------------------|-------------------|-------------------|-------------------|
| Media Domingos | 00h-24h | 204 24,89% | 208 25,43% | 231 28,18% | 228 27,87% | 262 31,97% | 221 27,01% | 226 27,56% |
| | 06h-22h | 169 19,75% | 169 19,74% | 184 21,44% | 174 20,31% | 213 24,89% | 180 20,98% | 182 21,19% |
| | 08h-14h | 40 8,30% | 54 11,40% | 47 9,85% | 43 9,05% | 62 13,11% | 66 13,88% | 52 10,93% |



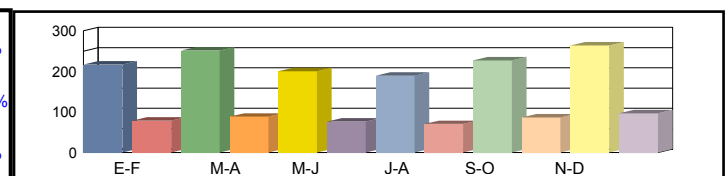
| | | | | | | | | |
|---------------|---------|-------------------|-------------------|-------------------|-------------------|-------------------|-------------------|-------------------|
| Media Sábados | 00h-24h | 226 27,58% | 192 23,48% | 253 30,93% | 234 28,51% | 227 27,67% | 226 27,57% | 226 27,63% |
| | 06h-22h | 179 20,86% | 156 18,22% | 203 23,76% | 194 22,63% | 179 20,94% | 183 21,34% | 182 21,29% |
| | 08h-14h | 75 15,75% | 58 12,28% | 89 18,65% | 88 18,38% | 79 16,66% | 73 15,40% | 77 16,19% |



| | | | | | | | | |
|-----------------|---------|-------------------|-------------------|-------------------|-------------------|-------------------|-------------------|-------------------|
| Media Laborales | 00h-24h | 218 26,61% | 257 31,40% | 194 23,62% | 186 22,73% | 219 26,75% | 262 31,92% | 223 27,17% |
| | 06h-22h | 178 20,79% | 210 24,56% | 154 17,93% | 153 17,81% | 180 21,00% | 219 25,60% | 182 21,28% |
| | 08h-14h | 69 14,49% | 85 17,89% | 59 12,36% | 59 12,36% | 64 13,49% | 83 17,33% | 70 14,66% |



| | | | | | | | | |
|--------------|---------|-------------------|-------------------|-------------------|-------------------|-------------------|-------------------|-------------------|
| Media Diaria | 00h-24h | 217 26,50% | 251 25,99% | 200 27,45% | 189 27,06% | 227 27,52% | 264 26,80% | 225 26,89% |
| | 06h-22h | 177 20,65% | 205 20,27% | 158 21,31% | 154 20,98% | 185 21,39% | 220 20,89% | 183 20,92% |
| | 08h-14h | 66 13,79% | 81 13,73% | 59 14,42% | 58 14,27% | 64 14,60% | 83 14,53% | 68 14,23% |



| | | | | | | | | |
|--------------|---|--|--|--|--|--|--|--|
| Coeficientes | N | | | | | | | |
| | L | | | | | | | |
| Coeficiente | S | | | | | | | |

Los datos en color negro corresponden al total de vehículos y los datos en color azul corresponden a vehículos pesados (en %)



Castilla-La Mancha

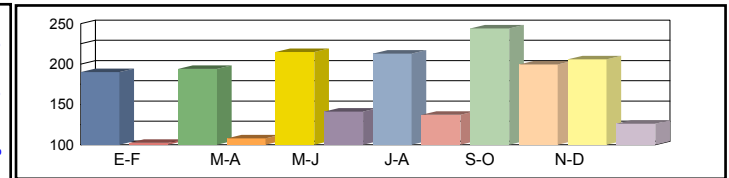
Consejería de Fomento

Estación: CU-37a
Carretera: CM-2050 p.k. 2,50 **Provincia:** CUENCA
Ubicación: Int. CM-2000 - Int CM 200
Año: 2023
Tipo: COBERTURA

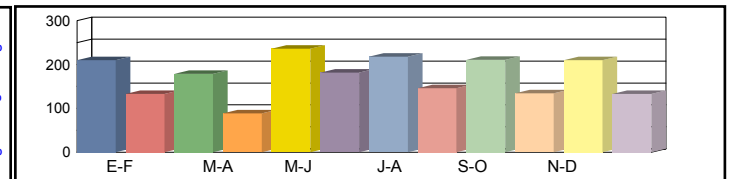
Dirección General de Carreteras

| | Ene-Feb | Mar-Abr | May-Jun | Jul-Ago | Sep-Oct | Nov-Dic | IMD |
|--|---------|---------|---------|---------|---------|---------|-----|
|--|---------|---------|---------|---------|---------|---------|-----|

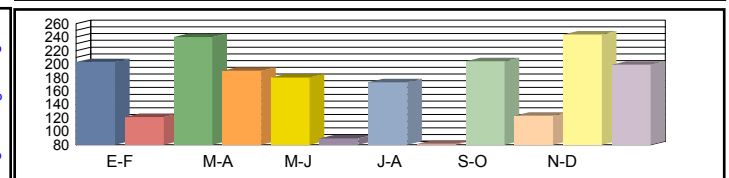
| | | | | | | | | |
|----------------|---------|------------|------------|------------|------------|------------|------------|------------|
| Media Domingos | 00h-24h | 190 35,03% | 194 35,79% | 215 39,65% | 213 39,21% | 244 44,98% | 206 38,01% | 210 38,78% |
| | 06h-22h | 150 30,67% | 150 30,66% | 163 33,30% | 154 31,54% | 189 38,65% | 159 32,57% | 161 32,90% |
| | 08h-14h | 35 30,05% | 48 41,26% | 41 35,65% | 38 32,75% | 55 47,46% | 58 50,23% | 46 39,57% |



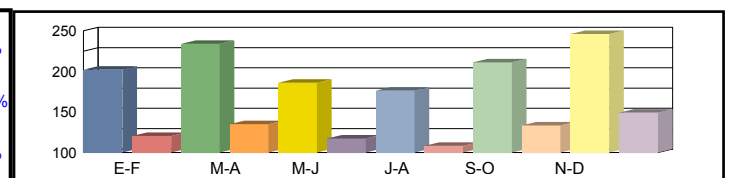
| | | | | | | | | |
|---------------|---------|------------|------------|------------|------------|------------|------------|------------|
| Media Sábados | 00h-24h | 210 38,82% | 179 33,04% | 236 43,53% | 218 40,12% | 211 38,94% | 210 38,80% | 211 38,88% |
| | 06h-22h | 159 32,39% | 138 28,29% | 181 36,90% | 172 35,15% | 159 32,51% | 162 33,14% | 162 33,06% |
| | 08h-14h | 66 57,02% | 52 44,43% | 78 67,50% | 77 66,53% | 70 60,29% | 65 55,75% | 68 58,59% |



| | | | | | | | | |
|-----------------|---------|------------|------------|------------|------------|------------|------------|------------|
| Media Laborales | 00h-24h | 203 37,44% | 240 44,19% | 180 33,24% | 173 31,98% | 204 37,64% | 244 44,91% | 207 38,23% |
| | 06h-22h | 158 32,28% | 187 38,14% | 136 27,84% | 135 27,66% | 160 32,61% | 195 39,76% | 162 33,05% |
| | 08h-14h | 61 52,46% | 75 64,77% | 52 44,75% | 52 44,75% | 57 48,82% | 73 62,74% | 62 53,05% |



| | | | | | | | | |
|--------------|---------|------------|------------|------------|------------|------------|------------|------------|
| Media Diaria | 00h-24h | 202 37,29% | 234 36,57% | 186 38,62% | 176 38,08% | 211 38,73% | 246 37,71% | 209 37,84% |
| | 06h-22h | 157 32,06% | 182 31,48% | 139 33,08% | 136 32,58% | 165 33,22% | 196 32,44% | 162 32,48% |
| | 08h-14h | 58 49,91% | 71 49,71% | 52 52,21% | 51 51,65% | 57 52,86% | 73 52,61% | 60 51,49% |



| | | | | | | | | |
|--------------|---|--|--|--|--|--|--|--|
| Coeficientes | N | | | | | | | |
| | L | | | | | | | |
| Coeficiente | S | | | | | | | |

Los datos en color negro corresponden al total de vehículos y los datos en color azul corresponden a vehículos pesados (en %)



Castilla-La Mancha

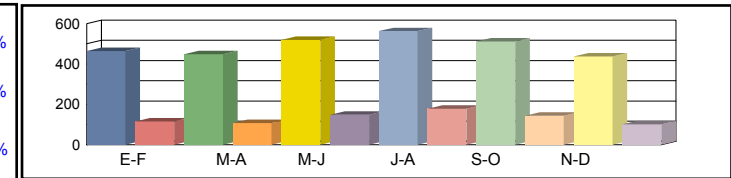
Consejería de Fomento

Estación: CU-38
Carretera: CM-200 p.k. 58,00 **Provincia:** CUENCA
Ubicación: Barajas de Melo - Límite Provincia con Guadalajara
Año: 2023
Tipo: COBERTURA

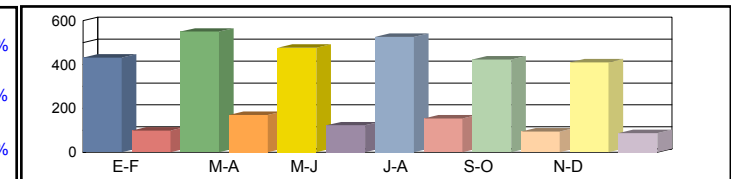
Dirección General de Carreteras

| Ene-Feb | Mar-Abr | May-Jun | Jul-Ago | Sep-Oct | Nov-Dic | IMD |
|---------|---------|---------|---------|---------|---------|-----|
|---------|---------|---------|---------|---------|---------|-----|

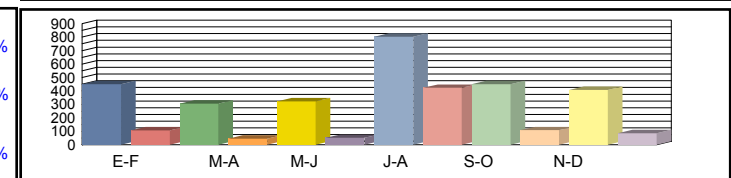
| | | | | | | | | |
|----------------|---------|-------------------|-------------------|-------------------|-------------------|-------------------|-------------------|-------------------|
| Media Domingos | 00h-24h | 465 19,97% | 449 19,29% | 520 22,35% | 563 24,17% | 512 22,00% | 437 18,78% | 491 21,09% |
| | 06h-22h | 433 19,85% | 365 16,71% | 430 19,68% | 515 23,56% | 461 21,09% | 394 18,03% | 433 19,82% |
| | 08h-14h | 166 21,38% | 120 15,55% | 128 16,48% | 150 19,38% | 147 19,02% | 127 16,34% | 140 18,03% |



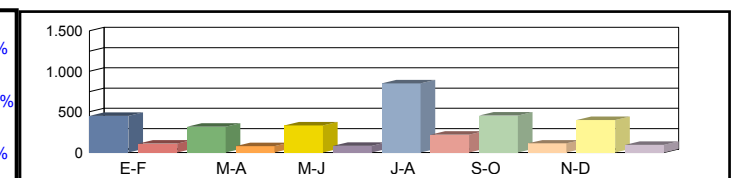
| | | | | | | | | |
|---------------|---------|-------------------|-------------------|-------------------|-------------------|-------------------|-------------------|-------------------|
| Media Sábados | 00h-24h | 432 18,58% | 550 23,65% | 477 20,47% | 526 22,60% | 423 18,18% | 410 17,60% | 470 20,18% |
| | 06h-22h | 394 18,06% | 492 22,53% | 437 20,03% | 468 21,43% | 382 17,50% | 364 16,66% | 423 19,37% |
| | 08h-14h | 169 21,82% | 233 30,06% | 240 31,04% | 228 29,47% | 167 21,56% | 164 21,13% | 200 25,85% |



| | | | | | | | | |
|-----------------|---------|-------------------|-------------------|-------------------|-------------------|-------------------|-------------------|-------------------|
| Media Laborales | 00h-24h | 450 19,33% | 307 13,18% | 322 13,84% | 803 34,52% | 451 19,39% | 408 17,55% | 457 19,64% |
| | 06h-22h | 402 18,41% | 276 12,65% | 287 13,16% | 708 32,43% | 419 19,18% | 369 16,90% | 410 18,79% |
| | 08h-14h | 167 21,56% | 116 14,99% | 124 16,02% | 285 36,76% | 184 23,70% | 152 19,56% | 171 22,10% |



| | | | | | | | | |
|--------------|---------|-------------------|-------------------|-------------------|-------------------|-------------------|-------------------|-------------------|
| Media Diaria | 00h-24h | 450 19,32% | 317 19,94% | 332 19,93% | 851 20,49% | 456 19,55% | 401 19,01% | 468 19,71% |
| | 06h-22h | 405 18,56% | 281 18,75% | 293 18,82% | 753 19,58% | 425 18,66% | 363 18,10% | 420 18,75% |
| | 08h-14h | 167 21,57% | 118 21,91% | 128 22,19% | 296 22,38% | 181 21,20% | 146 20,75% | 173 21,67% |



| | | | | | | | | |
|--------------|---|--|--|--|--|--|--|--|
| Coeficientes | N | | | | | | | |
| | L | | | | | | | |
| Coeficiente | S | | | | | | | |

Los datos en color negro corresponden al total de vehículos y los datos en color azul corresponden a vehículos pesados (en %)



Castilla-La Mancha

Consejería de Fomento

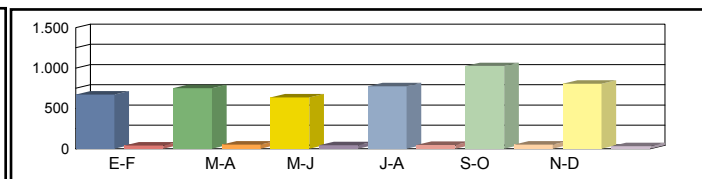
Estación: CU-38a
Carretera: CM-200 p.k. 53,30 **Provincia:** CUENCA
Ubicación: Enlace A-40 (Tarancon) - Barajas de Melo
Año: 2023
Tipo: PRIMARIA

Dirección General de Carreteras

| Ene-Feb | Mar-Abr | May-Jun | Jul-Ago | Sep-Oct | Nov-Dic | IMD |
|---------|---------|---------|---------|---------|---------|-----|
|---------|---------|---------|---------|---------|---------|-----|

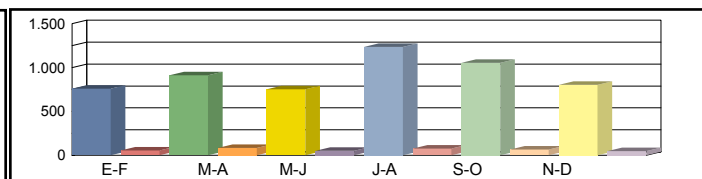
Media 00h-24h
 Domingos 06h-22h
 08h-14h

| | | | | | | |
|-----------|-----------|-----------|-----------|-------------|-----------|-----------|
| 671 5,96% | 750 6,80% | 635 6,61% | 776 5,93% | 1.025 5,07% | 808 3,84% | 778 5,70% |
| 584 3,08% | 676 4,73% | 579 5,87% | 696 4,74% | 964 4,36% | 754 2,79% | 709 4,26% |
| 158 3,80% | 330 3,94% | 248 6,85% | 296 5,74% | 376 4,79% | 362 2,76% | 295 4,65% |



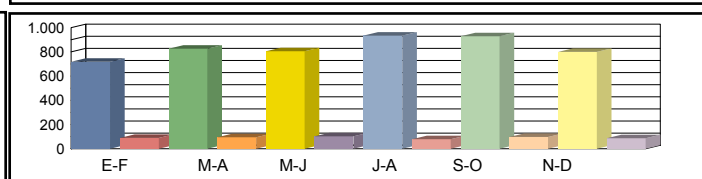
Media 00h-24h
 Sábados 06h-22h
 08h-14h

| | | | | | | |
|-----------|-----------|-----------|-------------|-------------|-----------|-----------|
| 759 6,72% | 911 8,45% | 751 6,26% | 1.235 5,91% | 1.053 5,79% | 804 5,60% | 919 6,46% |
| 698 4,44% | 833 6,60% | 691 5,50% | 1.139 5,44% | 901 4,99% | 759 3,82% | 837 5,13% |
| 319 2,51% | 368 2,72% | 355 7,61% | 726 4,13% | 502 3,98% | 383 3,39% | 442 4,06% |



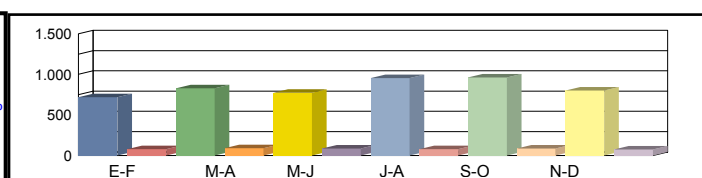
Media 00h-24h
 Laborales 06h-22h
 08h-14h

| | | | | | | |
|------------|------------|------------|-----------|-----------|-----------|------------|
| 719 11,27% | 827 10,40% | 806 11,29% | 935 7,91% | 930 9,46% | 800 9,88% | 836 10,03% |
| 646 9,29% | 752 7,98% | 746 9,65% | 871 6,54% | 863 8,46% | 749 8,68% | 771 8,43% |
| 296 9,12% | 364 7,42% | 343 10,79% | 370 5,14% | 422 8,53% | 374 9,36% | 362 8,39% |



Media 00h-24h
 Diaria 06h-22h
 08h-14h

| | | | | | | |
|-----------|-----------|------------|-----------|-----------|-----------|------------------|
| 718 9,89% | 829 9,65% | 774 10,08% | 955 7,33% | 961 8,22% | 801 8,36% | 840 8,92% |
| 645 7,75% | 754 7,43% | 715 8,67% | 884 6,11% | 883 7,36% | 750 7,07% | 772 7,40% |
| 280 7,50% | 359 6,13% | 331 9,67% | 411 5,11% | 427 7,26% | 373 7,51% | 364 7,20% |



Coeficientes N
 L
 Coeficiente S

| | | | | | | |
|---------|---------|---------|---------|---------|---------|---------|
| 1,11300 | 1,09973 | 1,08043 | 1,07348 | 1,07764 | 1,06809 | |
| 1,16273 | 1,01088 | 1,03722 | 0,89412 | 0,89892 | 1,04500 | |
| | | | | | | 1,00427 |

Los datos en color negro corresponden al total de vehículos y los datos en color azul corresponden a vehículos pesados (en %)



Castilla-La Mancha

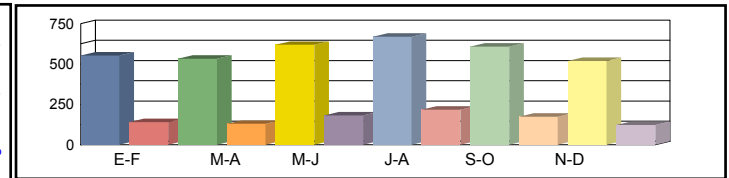
Consejería de Fomento

Estación: CU-39
Carretera: CM-2026 p.k. 4,50 **Provincia:** CUENCA
Ubicación: Barajas de Melo - Int CM 2054
Año: 2023
Tipo: COBERTURA

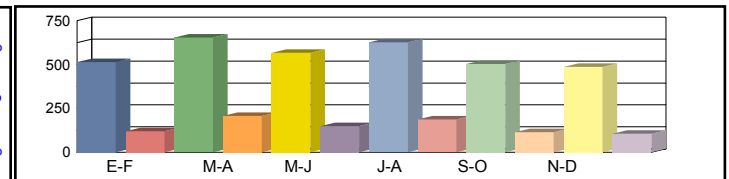
Dirección General de Carreteras

| Ene-Feb | Mar-Abr | May-Jun | Jul-Ago | Sep-Oct | Nov-Dic | IMD |
|---------|---------|---------|---------|---------|---------|-----|
|---------|---------|---------|---------|---------|---------|-----|

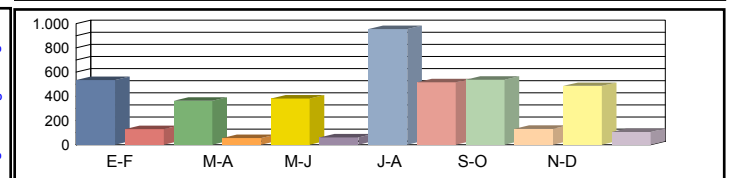
| | | | | | | | | |
|----------------|---------|-------------------|-------------------|-------------------|-------------------|-------------------|-------------------|-------------------|
| Media Domingos | 00h-24h | 553 20,27% | 534 19,59% | 619 22,69% | 669 24,54% | 609 22,33% | 520 19,06% | 584 21,41% |
| | 06h-22h | 545 19,22% | 458 16,18% | 540 19,05% | 646 22,81% | 579 20,42% | 495 17,45% | 544 19,19% |
| | 08h-14h | 215 17,37% | 156 12,63% | 166 13,39% | 195 15,75% | 192 15,45% | 164 13,27% | 181 14,64% |



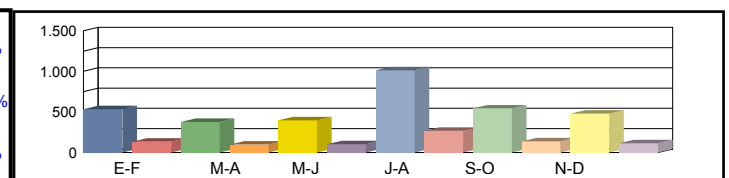
| | | | | | | | | |
|---------------|---------|-------------------|-------------------|-------------------|-------------------|-------------------|-------------------|-------------------|
| Media Sábados | 00h-24h | 514 18,86% | 654 24,00% | 567 20,79% | 626 22,95% | 503 18,45% | 487 17,86% | 558 20,49% |
| | 06h-22h | 495 17,48% | 618 21,81% | 549 19,39% | 588 20,74% | 480 16,94% | 457 16,13% | 531 18,75% |
| | 08h-14h | 220 17,73% | 303 24,42% | 312 25,22% | 297 23,94% | 217 17,51% | 213 17,16% | 260 21,00% |



| | | | | | | | | |
|-----------------|---------|-------------------|-------------------|-------------------|-------------------|-------------------|-------------------|-------------------|
| Media Laborales | 00h-24h | 535 19,63% | 365 13,38% | 383 14,05% | 955 35,04% | 537 19,68% | 486 17,81% | 544 19,93% |
| | 06h-22h | 505 17,82% | 347 12,25% | 361 12,75% | 890 31,40% | 526 18,57% | 464 16,36% | 516 18,19% |
| | 08h-14h | 217 17,51% | 151 12,17% | 161 13,01% | 370 29,87% | 239 19,25% | 197 15,89% | 222 17,95% |



| | | | | | | | | |
|--------------|---------|-------------------|-------------------|-------------------|---------------------|-------------------|-------------------|--------------------------|
| Media Diaria | 00h-24h | 535 19,61% | 377 20,25% | 395 20,23% | 1.012 20,80% | 543 19,84% | 478 19,29% | 557 20,00% |
| | 06h-22h | 509 17,97% | 354 18,16% | 369 18,22% | 946 18,95% | 533 18,07% | 456 17,53% | 528 18,15% |
| | 08h-14h | 217 17,52% | 153 17,80% | 166 18,02% | 384 18,18% | 235 17,22% | 190 16,86% | 224 17,60% |



| | | | | | | | | |
|--------------|---|--|--|--|--|--|--|--|
| Coeficientes | N | | | | | | | |
| | L | | | | | | | |
| Coeficiente | S | | | | | | | |

Los datos en color negro corresponden al total de vehículos y los datos en color azul corresponden a vehículos pesados (en %)



Castilla-La Mancha

Consejería de Fomento

Estación: CU-39a
Carretera: CM-2054 p.k. 3,00 **Provincia:** CUENCA
Ubicación: Leganiel - Límite Provincia con Madrid
Año: 2023
Tipo: COBERTURA

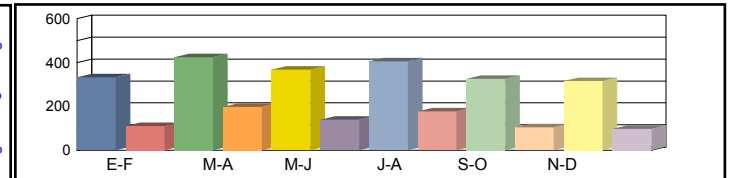
Dirección General de Carreteras

| Ene-Feb | Mar-Abr | May-Jun | Jul-Ago | Sep-Oct | Nov-Dic | IMD |
|---------|---------|---------|---------|---------|---------|-----|
|---------|---------|---------|---------|---------|---------|-----|

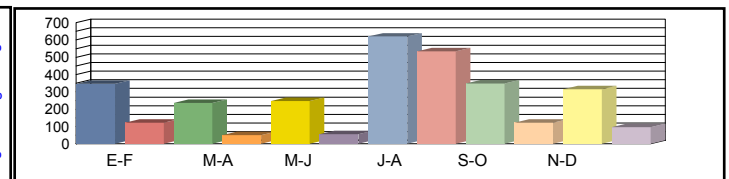
| | | | | | | | | |
|----------------|---------|-------------------|-------------------|-------------------|-------------------|-------------------|-------------------|-------------------|
| Media Domingos | 00h-24h | 358 26,79% | 346 25,88% | 401 29,99% | 434 32,43% | 395 29,51% | 337 25,19% | 378 28,30% |
| | 06h-22h | 328 26,60% | 276 22,40% | 325 26,38% | 389 31,58% | 348 28,27% | 298 24,16% | 327 26,56% |
| | 08h-14h | 154 16,00% | 112 11,63% | 118 12,33% | 139 14,50% | 137 14,23% | 117 12,22% | 130 13,49% |



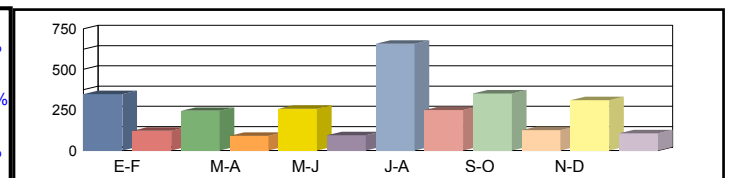
| | | | | | | | | |
|---------------|---------|-------------------|-------------------|-------------------|-------------------|-------------------|-------------------|-------------------|
| Media Sábados | 00h-24h | 333 24,92% | 424 31,72% | 367 27,47% | 406 30,33% | 326 24,38% | 316 23,61% | 362 27,07% |
| | 06h-22h | 298 24,20% | 372 30,19% | 331 26,84% | 354 28,72% | 289 23,45% | 275 22,33% | 320 25,95% |
| | 08h-14h | 157 16,33% | 216 22,49% | 223 23,23% | 212 22,05% | 155 16,13% | 152 15,81% | 186 19,34% |



| | | | | | | | | |
|-----------------|---------|-------------------|-------------------|-------------------|-------------------|-------------------|-------------------|-------------------|
| Media Laborales | 00h-24h | 347 25,94% | 237 17,68% | 248 18,57% | 620 46,31% | 348 26,01% | 315 23,54% | 352 26,34% |
| | 06h-22h | 304 24,67% | 209 16,96% | 217 17,64% | 536 43,46% | 317 25,70% | 279 22,65% | 310 25,18% |
| | 08h-14h | 155 16,13% | 108 11,21% | 115 11,99% | 264 27,51% | 170 17,73% | 141 14,64% | 159 16,53% |



| | | | | | | | | |
|--------------|---------|-------------------|-------------------|-------------------|-------------------|-------------------|-------------------|--------------------------|
| Media Diaria | 00h-24h | 347 25,91% | 244 26,76% | 256 26,73% | 657 27,49% | 352 26,23% | 310 25,50% | 361 26,44% |
| | 06h-22h | 307 24,88% | 213 25,13% | 222 25,23% | 570 26,24% | 321 25,01% | 274 24,26% | 318 25,12% |
| | 08h-14h | 155 16,14% | 110 16,39% | 118 16,60% | 274 16,74% | 167 15,86% | 136 15,53% | 160 16,21% |



| | | | | | | | | |
|--------------|---|--|--|--|--|--|--|--|
| Coeficientes | N | | | | | | | |
| | L | | | | | | | |
| Coeficiente | S | | | | | | | |

Los datos en color negro corresponden al total de vehículos y los datos en color azul corresponden a vehículos pesados (en %)



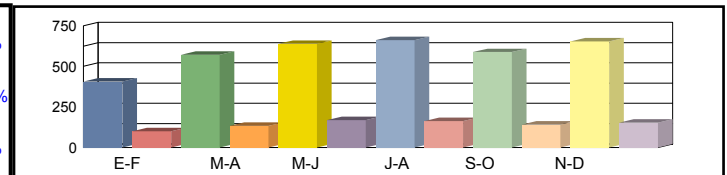
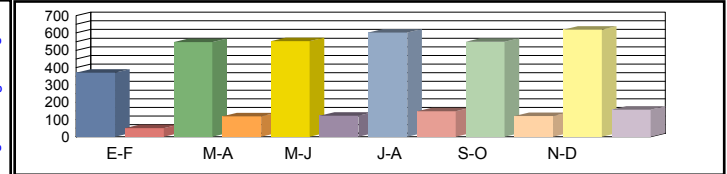
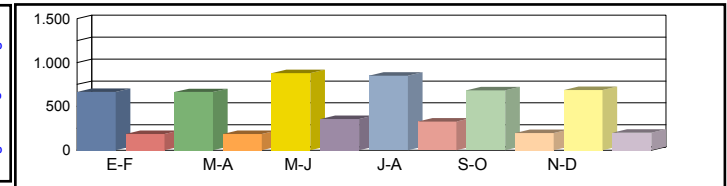
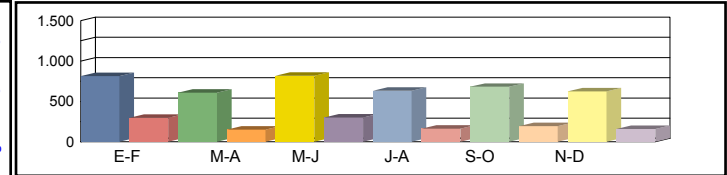
Castilla-La Mancha

Consejería de Fomento

Estación: CU-41
Carretera: CM-2104 p.k. 8,00 **Provincia:** CUENCA
Ubicación: Int. CM-2105 - Int. CUV-9123 (Valdecabras)
Año: 2023
Tipo: COBERTURA

Dirección General de Carreteras

| | | Ene-Feb | Mar-Abr | May-Jun | Jul-Ago | Sep-Oct | Nov-Dic | IMD |
|-----------------|---------|------------|------------|------------|------------|------------|------------|-------------------|
| Media Domingos | 00h-24h | 815 26,68% | 609 19,93% | 819 26,81% | 632 20,67% | 682 22,33% | 625 20,45% | 697 22,81% |
| | 06h-22h | 729 22,66% | 569 17,69% | 755 23,46% | 580 18,03% | 636 19,77% | 588 18,26% | 643 19,98% |
| | 08h-14h | 259 17,72% | 199 13,62% | 247 16,88% | 178 12,13% | 208 14,23% | 214 14,61% | 218 14,87% |
| Media Sábados | 00h-24h | 665 21,77% | 663 21,71% | 880 28,78% | 849 27,79% | 683 22,37% | 687 22,49% | 738 24,15% |
| | 06h-22h | 637 19,81% | 636 19,77% | 854 26,53% | 799 24,84% | 632 19,65% | 625 19,43% | 697 21,67% |
| | 08h-14h | 263 17,96% | 284 19,44% | 360 24,64% | 362 24,73% | 250 17,07% | 234 15,99% | 292 19,97% |
| Media Laborales | 00h-24h | 370 12,12% | 547 17,90% | 553 18,10% | 602 19,70% | 550 18,00% | 619 20,24% | 540 17,68% |
| | 06h-22h | 310 9,64% | 493 15,33% | 495 15,38% | 555 17,26% | 501 15,57% | 583 18,12% | 490 15,22% |
| | 08h-14h | 140 9,54% | 194 13,24% | 215 14,73% | 215 14,73% | 206 14,08% | 241 16,49% | 202 13,80% |
| Media Diaria | 00h-24h | 407 19,78% | 571 18,81% | 639 20,80% | 662 19,78% | 588 19,24% | 653 18,99% | 587 19,57% |
| | 06h-22h | 342 17,19% | 522 16,47% | 581 18,26% | 615 17,25% | 539 16,75% | 618 16,51% | 536 17,07% |
| | 08h-14h | 151 15,15% | 204 14,78% | 244 15,99% | 234 15,32% | 213 14,53% | 247 14,43% | 216 15,03% |
| Coeficientes | N | | | | | | | |
| | L | | | | | | | |
| Coeficiente | S | | | | | | | |



Los datos en color negro corresponden al total de vehículos y los datos en color azul corresponden a vehículos pesados (en %)



Castilla-La Mancha

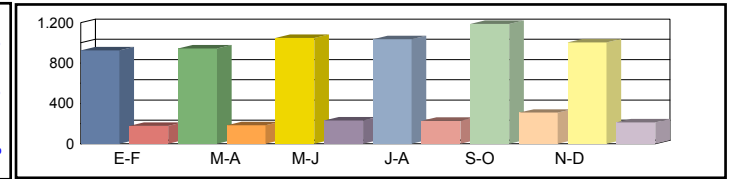
Consejería de Fomento

Estación: CU-42
Carretera: CM-2105 p.k. 25,50 **Provincia:** CUENCA
Ubicación: Villalba de la Sierra - Int. CM-2104
Año: 2023
Tipo: COBERTURA

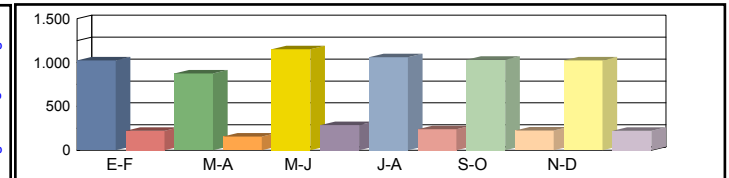
Dirección General de Carreteras

| | Ene-Feb | Mar-Abr | May-Jun | Jul-Ago | Sep-Oct | Nov-Dic | IMD |
|--|---------|---------|---------|---------|---------|---------|-----|
|--|---------|---------|---------|---------|---------|---------|-----|

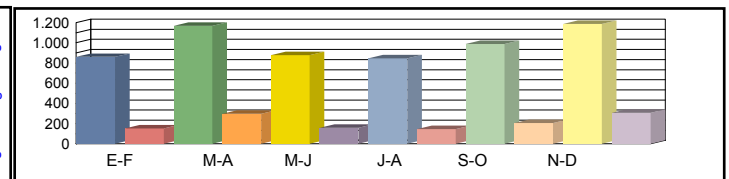
| | | | | | | | | |
|----------------|---------|------------|------------|--------------|--------------|--------------|--------------|--------------|
| Media Domingos | 00h-24h | 926 16,07% | 946 16,42% | 1.048 18,18% | 1.037 17,99% | 1.189 20,63% | 1.005 17,43% | 1.025 17,79% |
| | 06h-22h | 861 14,68% | 860 14,68% | 935 15,94% | 885 15,10% | 1.085 18,50% | 914 15,59% | 923 15,75% |
| | 08h-14h | 261 7,80% | 358 10,72% | 309 9,26% | 284 8,51% | 412 12,33% | 436 13,05% | 343 10,28% |



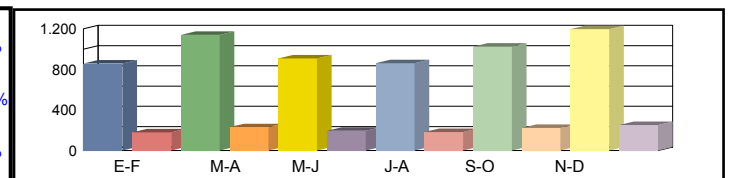
| | | | | | | | | |
|---------------|---------|--------------|------------|--------------|--------------|--------------|--------------|--------------|
| Media Sábados | 00h-24h | 1.026 17,80% | 874 15,15% | 1.151 19,97% | 1.061 18,40% | 1.030 17,86% | 1.026 17,80% | 1.028 17,83% |
| | 06h-22h | 909 15,50% | 794 13,54% | 1.036 17,66% | 986 16,83% | 912 15,56% | 930 15,86% | 928 15,83% |
| | 08h-14h | 495 14,81% | 385 11,54% | 585 17,53% | 577 17,28% | 523 15,66% | 484 14,48% | 508 15,22% |



| | | | | | | | | |
|-----------------|---------|------------|--------------|------------|------------|------------|--------------|------------|
| Media Laborales | 00h-24h | 861 14,94% | 1.168 20,27% | 879 15,25% | 846 14,67% | 990 17,17% | 1.188 20,60% | 989 17,15% |
| | 06h-22h | 776 13,24% | 1.071 18,26% | 781 13,33% | 776 13,24% | 906 15,45% | 1.116 19,03% | 904 15,43% |
| | 08h-14h | 422 12,65% | 562 16,82% | 388 11,62% | 388 11,62% | 455 13,63% | 544 16,30% | 460 13,77% |



| | | | | | | | | |
|--------------|---------|------------|--------------|------------|------------|--------------|--------------|-------------------|
| Media Diaria | 00h-24h | 858 17,10% | 1.141 16,78% | 907 17,72% | 860 17,46% | 1.024 17,76% | 1.197 17,30% | 998 17,35% |
| | 06h-22h | 771 15,35% | 1.044 15,07% | 800 15,84% | 783 15,60% | 932 15,90% | 1.122 15,53% | 909 15,55% |
| | 08h-14h | 401 12,96% | 533 12,91% | 386 13,56% | 382 13,42% | 459 13,73% | 546 13,67% | 451 13,38% |



| | | | | | | | | |
|--------------|---|--|--|--|--|--|--|--|
| Coeficientes | N | | | | | | | |
| | L | | | | | | | |
| Coeficiente | S | | | | | | | |

Los datos en color negro corresponden al total de vehículos y los datos en color azul corresponden a vehículos pesados (en %)



Castilla-La Mancha

Consejería de Fomento

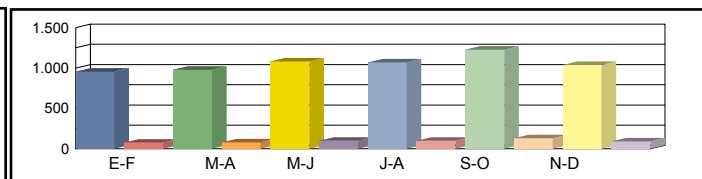
Estación: CU-42a
Carretera: CM-2105 p.k. 29,50 **Provincia:** CUENCA
Ubicación: Int. CM-2104 - Uña
Año: 2023
Tipo: COBERTURA

Dirección General de Carreteras

| Ene-Feb | Mar-Abr | May-Jun | Jul-Ago | Sep-Oct | Nov-Dic | IMD |
|---------|---------|---------|---------|---------|---------|-----|
|---------|---------|---------|---------|---------|---------|-----|

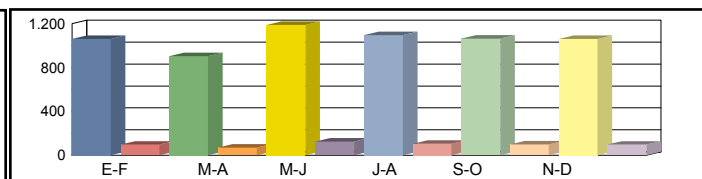
Media 00h-24h
 Domingos 06h-22h
 08h-14h

| | | | | | | | | | | | | | |
|-----|-------|-----|-------|-------|-------|-------|-------|-------|-------|-------|-------|-------|-------|
| 957 | 7,59% | 978 | 7,76% | 1.083 | 8,59% | 1.072 | 8,50% | 1.229 | 9,75% | 1.039 | 8,24% | 1.060 | 8,40% |
| 872 | 5,59% | 872 | 5,59% | 947 | 6,07% | 897 | 5,75% | 1.099 | 7,04% | 926 | 5,94% | 936 | 6,00% |
| 247 | 3,06% | 339 | 4,20% | 293 | 3,63% | 269 | 3,33% | 390 | 4,83% | 413 | 5,11% | 325 | 4,02% |



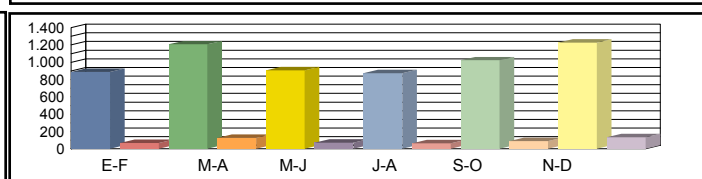
Media 00h-24h
 Sábados 06h-22h
 08h-14h

| | | | | | | | | | | | | | |
|-------|-------|-----|-------|-------|-------|-------|-------|-------|-------|-------|-------|-------|-------|
| 1.061 | 8,41% | 903 | 7,16% | 1.189 | 9,43% | 1.096 | 8,69% | 1.064 | 8,44% | 1.060 | 8,41% | 1.062 | 8,42% |
| 921 | 5,90% | 804 | 5,15% | 1.049 | 6,72% | 1.000 | 6,40% | 925 | 5,92% | 942 | 6,04% | 940 | 6,02% |
| 468 | 5,80% | 365 | 4,52% | 555 | 6,87% | 547 | 6,77% | 495 | 6,13% | 458 | 5,67% | 481 | 5,96% |



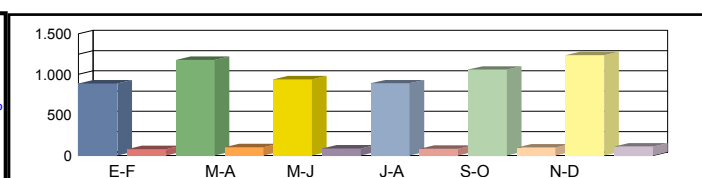
Media 00h-24h
 Laborales 06h-22h
 08h-14h

| | | | | | | | | | | | | | |
|-----|-------|-------|-------|-----|-------|-----|-------|-------|-------|-------|-------|-------|-------|
| 890 | 7,06% | 1.207 | 9,58% | 908 | 7,20% | 874 | 6,93% | 1.023 | 8,11% | 1.227 | 9,73% | 1.022 | 8,10% |
| 787 | 5,04% | 1.085 | 6,95% | 792 | 5,07% | 787 | 5,04% | 918 | 5,88% | 1.131 | 7,24% | 917 | 5,87% |
| 400 | 4,96% | 532 | 6,59% | 368 | 4,55% | 368 | 4,55% | 431 | 5,34% | 515 | 6,38% | 436 | 5,39% |



Media 00h-24h
 Diaria 06h-22h
 08h-14h

| | | | | | | | | | | | | | |
|-----|-------|-------|-------|-----|-------|-----|-------|-------|-------|-------|-------|-------|-------|
| 886 | 8,08% | 1.179 | 7,93% | 937 | 8,37% | 889 | 8,25% | 1.058 | 8,39% | 1.236 | 8,17% | 1.031 | 8,20% |
| 782 | 5,84% | 1.058 | 5,74% | 812 | 6,03% | 794 | 5,94% | 945 | 6,05% | 1.137 | 5,91% | 921 | 5,92% |
| 381 | 5,08% | 504 | 5,06% | 366 | 5,31% | 362 | 5,25% | 434 | 5,38% | 516 | 5,35% | 427 | 5,24% |



Coeficientes N
 L
 Coeficiente S

| | | | | | | | | | | | | | |
|--|--|--|--|--|--|--|--|--|--|--|--|--|--|
| | | | | | | | | | | | | | |
| | | | | | | | | | | | | | |

Los datos en color negro corresponden al total de vehículos y los datos en color azul corresponden a vehículos pesados (en %)



Castilla-La Mancha

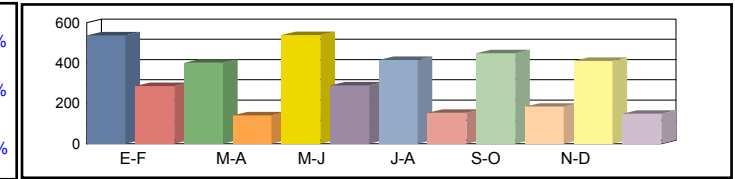
Consejería de Fomento

Estación: CU-42b
Carretera: CM-2104 p.k. 20,00 **Provincia:** CUENCA
Ubicación: Int. CUV-9123 (Valdecabras) - Int. CM-2105
Año: 2023
Tipo: COBERTURA

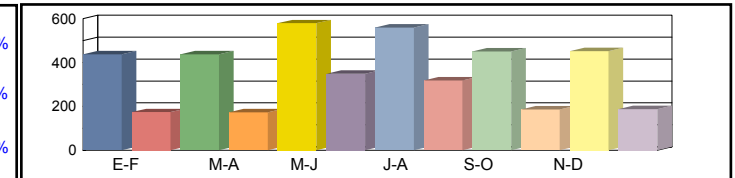
Dirección General de Carreteras

| | Ene-Feb | Mar-Abr | May-Jun | Jul-Ago | Sep-Oct | Nov-Dic | IMD |
|--|---------|---------|---------|---------|---------|---------|-----|
|--|---------|---------|---------|---------|---------|---------|-----|

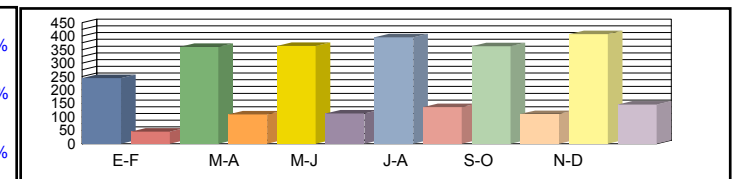
| | | | | | | | | |
|----------------|---------|-------------------|-------------------|-------------------|-------------------|-------------------|-------------------|-------------------|
| Media Domingos | 00h-24h | 537 34,80% | 401 25,99% | 539 34,97% | 416 26,97% | 449 29,12% | 411 26,68% | 459 29,76% |
| | 06h-22h | 406 31,82% | 317 24,84% | 420 32,95% | 323 25,33% | 354 27,76% | 327 25,64% | 358 28,06% |
| | 08h-14h | 210 26,38% | 162 20,28% | 200 25,13% | 144 18,06% | 169 21,19% | 173 21,76% | 176 22,13% |



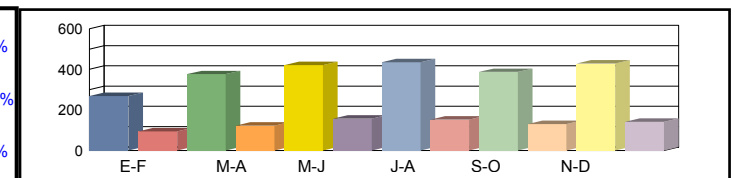
| | | | | | | | | |
|---------------|---------|-------------------|-------------------|-------------------|-------------------|-------------------|-------------------|-------------------|
| Media Sábados | 00h-24h | 438 28,39% | 437 28,32% | 579 37,55% | 559 36,25% | 450 29,18% | 452 29,34% | 486 31,50% |
| | 06h-22h | 355 27,82% | 354 27,76% | 475 37,25% | 445 34,89% | 352 27,60% | 348 27,29% | 388 30,43% |
| | 08h-14h | 213 26,74% | 231 28,94% | 292 36,68% | 293 36,82% | 202 25,41% | 190 23,81% | 237 29,73% |



| | | | | | | | | |
|-----------------|---------|-------------------|-------------------|-------------------|-------------------|-------------------|-------------------|-------------------|
| Media Laborales | 00h-24h | 244 15,81% | 360 23,35% | 364 23,61% | 396 25,69% | 362 23,48% | 407 26,41% | 356 23,06% |
| | 06h-22h | 173 13,54% | 275 21,53% | 276 21,59% | 309 24,23% | 279 21,86% | 325 25,45% | 273 21,37% |
| | 08h-14h | 113 14,20% | 157 19,72% | 175 21,92% | 175 21,92% | 167 20,96% | 196 24,54% | 164 20,54% |



| | | | | | | | | |
|--------------|---------|-------------------|-------------------|-------------------|-------------------|-------------------|-------------------|--------------------------|
| Media Diaria | 00h-24h | 268 25,80% | 376 24,53% | 421 27,13% | 435 25,80% | 387 25,10% | 429 24,77% | 386 25,52% |
| | 06h-22h | 191 24,14% | 291 23,13% | 324 25,65% | 342 24,22% | 300 23,53% | 345 23,18% | 299 23,97% |
| | 08h-14h | 122 22,56% | 165 22,00% | 199 23,80% | 190 22,81% | 172 21,63% | 201 21,48% | 175 22,38% |



| | | | | | | | | |
|--------------|---|--|--|--|--|--|--|--|
| Coeficientes | N | | | | | | | |
| | L | | | | | | | |
| Coeficiente | S | | | | | | | |

Los datos en color negro corresponden al total de vehículos y los datos en color azul corresponden a vehículos pesados (en %)



Castilla-La Mancha

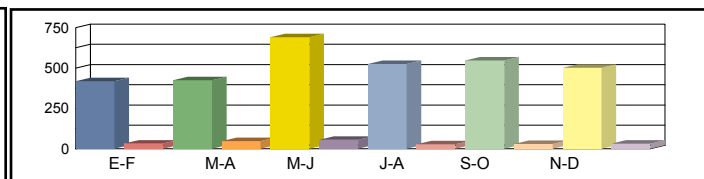
Consejería de Fomento

Estación: CU-43
Carretera: CM-2106 p.k. 42,50 **Provincia:** CUENCA
Ubicación: Int. CM-2105 (Huelamo) - Tragacete
Año: 2023
Tipo: PRIMARIA

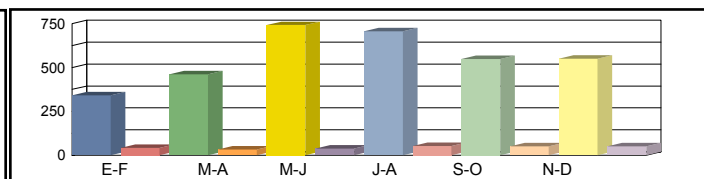
Dirección General de Carreteras

| | Ene-Feb | Mar-Abr | May-Jun | Jul-Ago | Sep-Oct | Nov-Dic | IMD |
|--|---------|---------|---------|---------|---------|---------|-----|
|--|---------|---------|---------|---------|---------|---------|-----|

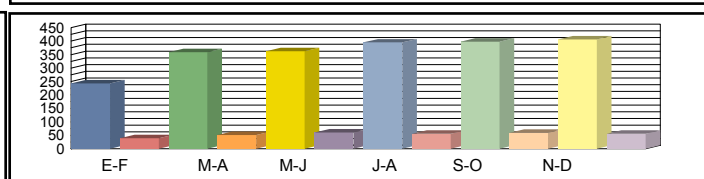
| | | | | | | | | |
|----------|---------|-----------|------------|-----------|-----------|-----------|-----------|-----------|
| Media | 00h-24h | 418 7,42% | 424 10,14% | 691 7,53% | 526 5,13% | 547 5,30% | 501 6,19% | 518 6,95% |
| Domingos | 06h-22h | 342 6,73% | 392 7,65% | 636 5,82% | 490 4,49% | 518 4,25% | 482 5,60% | 477 5,76% |
| | 08h-14h | 146 7,53% | 150 6,67% | 235 5,53% | 156 6,41% | 181 3,31% | 191 4,71% | 176 5,70% |



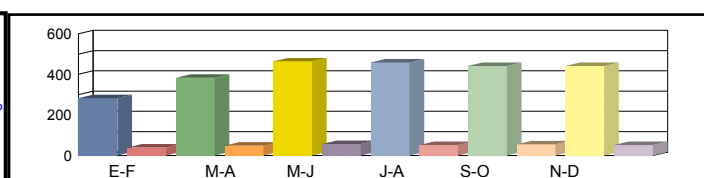
| | | | | | | | | |
|---------|---------|------------|-----------|-----------|-----------|-----------|-----------|-----------|
| Media | 00h-24h | 341 10,85% | 462 6,71% | 742 4,99% | 707 6,93% | 548 8,39% | 551 8,35% | 558 7,70% |
| Sábados | 06h-22h | 299 7,36% | 438 4,57% | 719 4,31% | 675 5,33% | 515 6,80% | 513 6,04% | 526 5,73% |
| | 08h-14h | 148 3,38% | 214 3,74% | 343 4,37% | 318 3,46% | 217 8,29% | 209 7,66% | 242 5,15% |



| | | | | | | | | |
|-----------|---------|------------|------------|------------|------------|------------|------------|------------|
| Media | 00h-24h | 243 13,99% | 359 12,53% | 363 14,33% | 395 12,41% | 398 13,07% | 406 12,07% | 361 13,07% |
| Laborales | 06h-22h | 200 12,00% | 318 11,01% | 319 11,91% | 358 9,78% | 365 10,96% | 376 9,57% | 323 10,87% |
| | 08h-14h | 103 8,74% | 143 9,79% | 159 9,43% | 159 8,81% | 172 8,14% | 178 6,74% | 152 8,61% |



| | | | | | | | | |
|--------|---------|------------|------------|------------|------------|------------|------------|------------|
| Media | 00h-24h | 282 12,06% | 383 11,23% | 464 10,78% | 458 10,04% | 441 10,88% | 441 10,43% | 412 10,90% |
| Diaria | 06h-22h | 235 10,21% | 345 9,28% | 422 8,77% | 423 8,04% | 408 8,82% | 411 8,27% | 374 8,90% |
| | 08h-14h | 116 7,76% | 155 8,39% | 196 7,65% | 181 7,18% | 179 7,26% | 184 6,52% | 168 7,46% |



| | | | | | | | | |
|--------------|---|---------|---------|---------|---------|---------|---------|---------|
| Coeficientes | N | 1,21500 | 1,12893 | 1,13793 | 1,10335 | 1,09041 | 1,07979 | |
| | L | 1,48560 | 1,00557 | 0,99449 | 0,91392 | 0,90704 | 0,88916 | |
| Coeficiente | S | | | | | | | 1,14009 |

Los datos en color negro corresponden al total de vehículos y los datos en color azul corresponden a vehículos pesados (en %)



Castilla-La Mancha

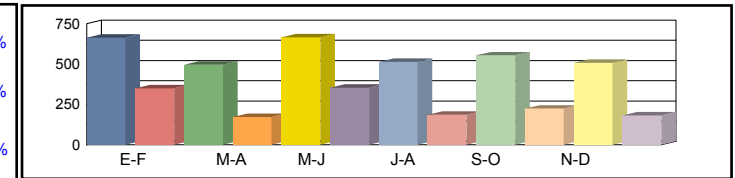
Consejería de Fomento

Estación: CU-43a
Carretera: CM-2106 p.k. 52,00 **Provincia:** CUENCA
Ubicación: Tragacete - Nacimiento del Río Cuervo
Año: 2023
Tipo: COBERTURA

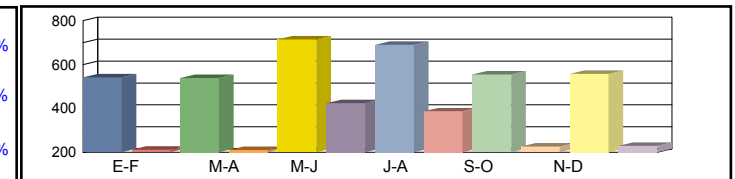
Dirección General de Carreteras

| Ene-Feb | Mar-Abr | May-Jun | Jul-Ago | Sep-Oct | Nov-Dic | IMD |
|---------|---------|---------|---------|---------|---------|-----|
|---------|---------|---------|---------|---------|---------|-----|

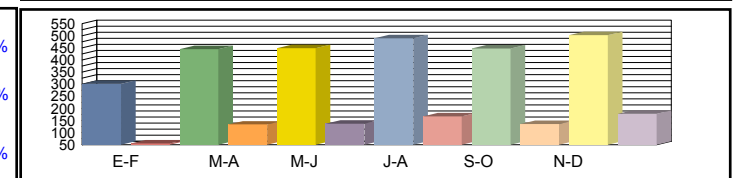
| | | | | | | | | |
|----------------|---------|-------------------|-------------------|-------------------|-------------------|-------------------|-------------------|-------------------|
| Media Domingos | 00h-24h | 663 34,49% | 495 25,76% | 666 34,65% | 513 26,72% | 554 28,86% | 508 26,43% | 566 29,48% |
| | 06h-22h | 504 21,03% | 393 16,42% | 521 21,78% | 401 16,74% | 439 18,35% | 406 16,95% | 444 18,54% |
| | 08h-14h | 224 16,26% | 172 12,50% | 213 15,49% | 153 11,14% | 180 13,07% | 185 13,41% | 188 13,65% |



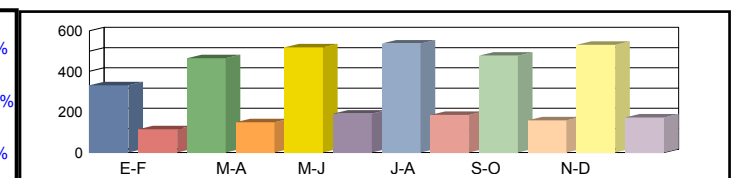
| | | | | | | | | |
|---------------|---------|-------------------|-------------------|-------------------|-------------------|-------------------|-------------------|-------------------|
| Media Sábados | 00h-24h | 541 28,13% | 539 28,07% | 715 37,21% | 690 35,92% | 555 28,91% | 558 29,07% | 600 31,22% |
| | 06h-22h | 440 18,39% | 439 18,35% | 590 24,62% | 552 23,06% | 437 18,24% | 432 18,04% | 482 20,12% |
| | 08h-14h | 227 16,49% | 246 17,84% | 312 22,61% | 313 22,70% | 216 15,66% | 202 14,68% | 253 18,33% |



| | | | | | | | | |
|-----------------|---------|-------------------|-------------------|-------------------|-------------------|-------------------|-------------------|-------------------|
| Media Laborales | 00h-24h | 301 15,66% | 445 23,14% | 449 23,40% | 489 25,46% | 447 23,27% | 503 26,17% | 439 22,85% |
| | 06h-22h | 214 8,95% | 341 14,23% | 342 14,27% | 383 16,02% | 346 14,45% | 403 16,82% | 338 14,12% |
| | 08h-14h | 121 8,76% | 167 12,16% | 186 13,52% | 186 13,52% | 178 12,92% | 208 15,13% | 174 12,67% |



| | | | | | | | | |
|--------------|---------|-------------------|-------------------|-------------------|-------------------|-------------------|-------------------|-------------------|
| Media Diaria | 00h-24h | 331 25,56% | 465 24,31% | 519 26,88% | 537 25,57% | 478 24,87% | 531 24,55% | 477 25,29% |
| | 06h-22h | 236 15,95% | 361 15,29% | 401 16,95% | 424 16,01% | 372 15,55% | 427 15,32% | 370 15,84% |
| | 08h-14h | 130 13,91% | 175 13,56% | 211 14,67% | 202 14,06% | 184 13,33% | 213 13,24% | 186 13,80% |



| | | | | | | | | |
|--------------|---|--|--|--|--|--|--|--|
| Coeficientes | N | | | | | | | |
| | L | | | | | | | |
| Coeficiente | S | | | | | | | |

Los datos en color negro corresponden al total de vehículos y los datos en color azul corresponden a vehículos pesados (en %)



Castilla-La Mancha

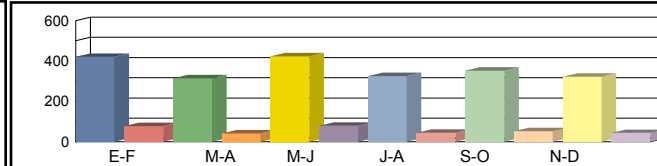
Consejería de Fomento

Estación: CU-43b
Carretera: CM-2119 p.k. 9,00 **Provincia:** CUENCA
Ubicación: Int. CM-2106 - Límite Provincia con Teruel
Año: 2023
Tipo: COBERTURA

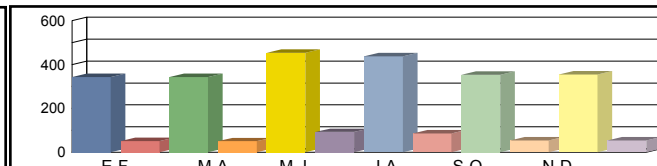
Dirección General de Carreteras

| | Ene-Feb | Mar-Abr | May-Jun | Jul-Ago | Sep-Oct | Nov-Dic | IMD |
|--|---------|---------|---------|---------|---------|---------|-----|
|--|---------|---------|---------|---------|---------|---------|-----|

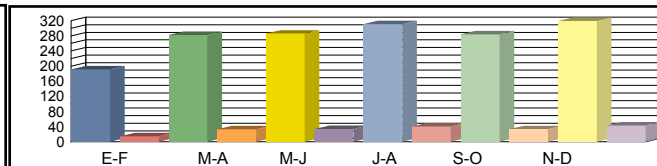
| | | | | | | | | |
|----------------|---------|-------------------|-------------------|-------------------|-------------------|-------------------|-------------------|-------------------|
| Media Domingos | 00h-24h | 421 15,66% | 314 11,69% | 423 15,73% | 326 12,13% | 352 13,10% | 323 12,00% | 360 13,39% |
| | 06h-22h | 210 19,20% | 164 14,99% | 217 19,89% | 167 15,28% | 183 16,75% | 169 15,47% | 185 16,93% |
| | 08h-14h | 77 18,57% | 59 14,28% | 73 17,69% | 53 12,72% | 62 14,92% | 63 15,32% | 64 15,58% |



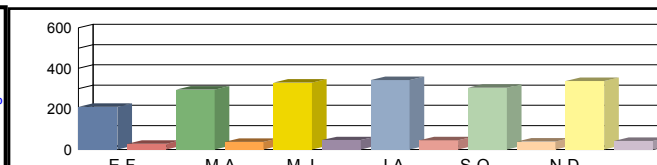
| | | | | | | | | |
|---------------|---------|-------------------|-------------------|-------------------|-------------------|-------------------|-------------------|-------------------|
| Media Sábados | 00h-24h | 343 12,77% | 343 12,74% | 454 16,89% | 438 16,31% | 353 13,13% | 355 13,20% | 381 14,17% |
| | 06h-22h | 183 16,79% | 183 16,75% | 245 22,48% | 230 21,05% | 182 16,65% | 180 16,47% | 200 18,37% |
| | 08h-14h | 78 18,82% | 84 20,37% | 107 25,82% | 107 25,92% | 74 17,89% | 69 16,76% | 86 20,93% |



| | | | | | | | | |
|-----------------|---------|------------------|-------------------|-------------------|-------------------|-------------------|-------------------|-------------------|
| Media Laborales | 00h-24h | 191 7,11% | 282 10,50% | 286 10,62% | 311 11,56% | 284 10,56% | 319 11,88% | 279 10,37% |
| | 06h-22h | 89 8,17% | 142 12,99% | 142 13,03% | 160 14,62% | 144 13,19% | 168 15,36% | 141 12,89% |
| | 08h-14h | 41 10,00% | 57 13,88% | 64 15,43% | 64 15,43% | 61 14,75% | 71 17,28% | 60 14,46% |



| | | | | | | | | |
|--------------|---------|-------------------|-------------------|-------------------|-------------------|-------------------|-------------------|--------------------------|
| Media Diaria | 00h-24h | 210 11,61% | 295 11,04% | 330 12,21% | 342 11,61% | 304 11,29% | 337 11,15% | 303 11,48% |
| | 06h-22h | 98 14,57% | 150 13,96% | 167 15,48% | 177 14,62% | 155 14,20% | 178 13,99% | 154 14,47% |
| | 08h-14h | 44 15,88% | 60 15,49% | 73 16,75% | 70 16,06% | 63 15,23% | 73 15,12% | 64 15,75% |



| | | | | | | | |
|--------------|---|--|--|--|--|--|--|
| Coeficientes | N | | | | | | |
| | L | | | | | | |
| Coeficiente | S | | | | | | |

Los datos en color negro corresponden al total de vehículos y los datos en color azul corresponden a vehículos pesados (en %)



Castilla-La Mancha

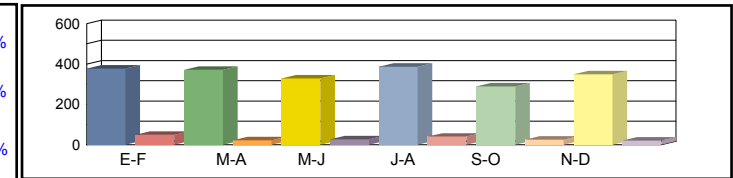
Consejería de Fomento

Estación: CU-48
Carretera: CM-2102 p.k. 6,00 **Provincia:** CUENCA
Ubicación: Montalbo - Torrejuncillo del Rey
Año: 2023
Tipo: PRIMARIA

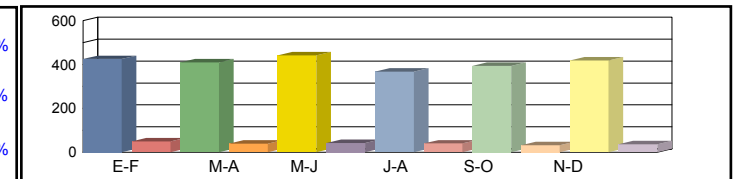
Dirección General de Carreteras

| | Ene-Feb | Mar-Abr | May-Jun | Jul-Ago | Sep-Oct | Nov-Dic | IMD |
|--|---------|---------|---------|---------|---------|---------|-----|
|--|---------|---------|---------|---------|---------|---------|-----|

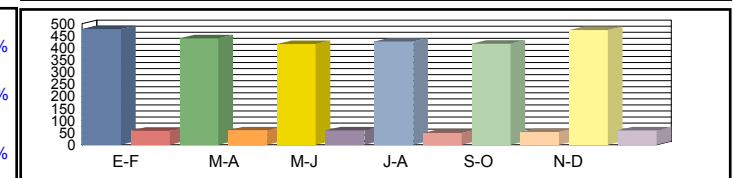
| | | | | | | | | |
|----------------|---------|------------|-----------|------------|-----------|-----------|-----------|-----------|
| Media Domingos | 00h-24h | 377 11,67% | 372 5,65% | 329 7,60% | 387 9,56% | 290 8,28% | 350 5,71% | 351 8,08% |
| | 06h-22h | 333 9,01% | 331 5,14% | 294 7,82% | 349 6,59% | 245 6,94% | 315 3,49% | 311 6,50% |
| | 08h-14h | 115 7,83% | 118 5,93% | 109 11,01% | 136 5,15% | 95 6,32% | 134 2,99% | 118 6,54% |



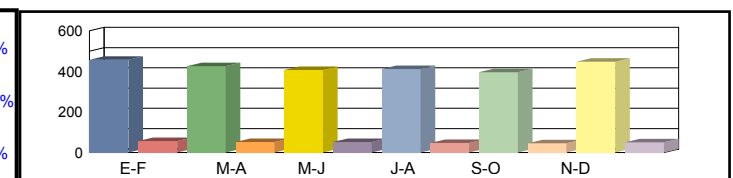
| | | | | | | | | |
|---------------|---------|------------|-----------|-----------|-----------|-----------|-----------|-----------|
| Media Sábados | 00h-24h | 425 10,35% | 410 8,78% | 442 8,82% | 367 9,81% | 394 7,61% | 419 7,88% | 410 8,88% |
| | 06h-22h | 396 9,09% | 364 7,14% | 390 7,69% | 334 9,28% | 346 6,07% | 378 6,08% | 368 7,56% |
| | 08h-14h | 174 7,47% | 183 6,56% | 205 7,80% | 140 5,00% | 186 5,91% | 184 8,15% | 179 6,82% |



| | | | | | | | | |
|-----------------|---------|------------|------------|------------|------------|------------|------------|------------|
| Media Laborales | 00h-24h | 478 10,88% | 440 12,05% | 416 12,50% | 426 10,33% | 417 11,27% | 474 11,18% | 442 11,37% |
| | 06h-22h | 438 9,36% | 409 10,76% | 386 10,88% | 394 8,38% | 379 10,03% | 432 9,03% | 406 9,74% |
| | 08h-14h | 203 9,36% | 183 9,84% | 174 10,92% | 173 9,83% | 162 11,11% | 202 10,40% | 183 10,24% |



| | | | | | | | | |
|--------------|---------|------------|------------|------------|------------|------------|------------|------------|
| Media Diaria | 00h-24h | 457 10,94% | 426 10,80% | 407 11,30% | 412 10,19% | 395 10,38% | 448 10,04% | 424 10,61% |
| | 06h-22h | 418 9,33% | 392 9,69% | 373 9,92% | 379 8,18% | 355 9,30% | 408 8,09% | 388 9,08% |
| | 08h-14h | 186 9,14% | 173 8,67% | 169 10,65% | 163 8,59% | 155 9,68% | 190 9,47% | 173 9,37% |



| | | | | | | | | |
|--------------|---|---------|---------|---------|---------|---------|---------|---------|
| Coeficientes | N | 1,09132 | 1,07579 | 1,07772 | 1,08122 | 1,10026 | 1,09722 | |
| | L | 0,92469 | 1,00455 | 1,06250 | 1,03756 | 1,05995 | 0,93249 | |
| Coeficiente | S | | | | | | | 0,96025 |

Los datos en color negro corresponden al total de vehículos y los datos en color azul corresponden a vehículos pesados (en %)



Castilla-La Mancha

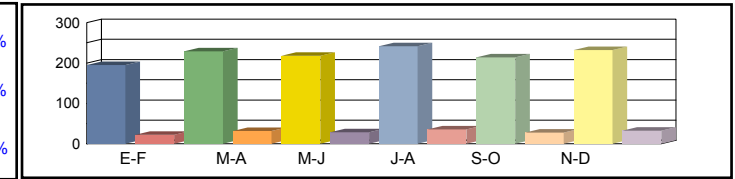
Consejería de Fomento

Estación: CU-48a
Carretera: CM-2102 p.k. 19,00 **Provincia:** CUENCA
Ubicación: Torrejoncillo del Rey - Int A-40
Año: 2023
Tipo: COBERTURA

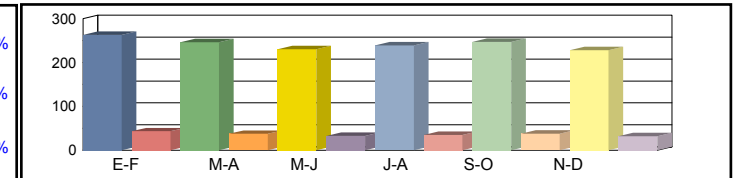
Dirección General de Carreteras

| | Ene-Feb | Mar-Abr | May-Jun | Jul-Ago | Sep-Oct | Nov-Dic | IMD |
|--|---------|---------|---------|---------|---------|---------|-----|
|--|---------|---------|---------|---------|---------|---------|-----|

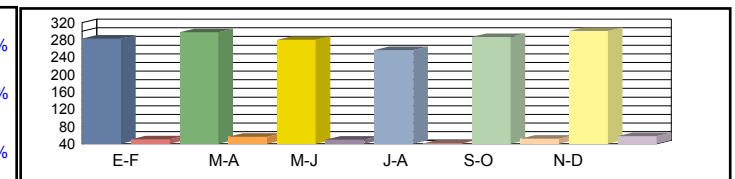
| | | | | | | | | |
|----------------|---------|-------------------|-------------------|-------------------|-------------------|-------------------|-------------------|-------------------|
| Media Domingos | 00h-24h | 195 10,45% | 229 12,31% | 218 11,72% | 242 12,98% | 214 11,50% | 232 12,45% | 222 11,90% |
| | 06h-22h | 170 9,25% | 199 10,84% | 179 9,75% | 192 10,45% | 168 9,12% | 200 10,91% | 185 10,05% |
| | 08h-14h | 64 5,81% | 85 7,71% | 74 6,69% | 62 5,65% | 47 4,29% | 115 10,40% | 74 6,76% |



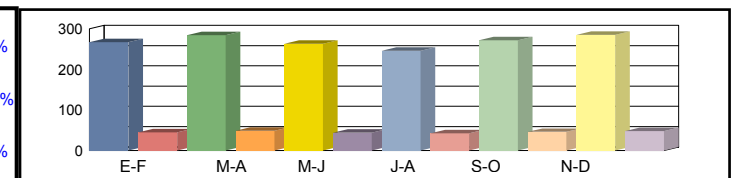
| | | | | | | | | |
|---------------|---------|-------------------|-------------------|-------------------|-------------------|-------------------|-------------------|-------------------|
| Media Sábados | 00h-24h | 263 14,11% | 246 13,20% | 230 12,34% | 239 12,82% | 247 13,28% | 228 12,24% | 242 13,00% |
| | 06h-22h | 230 12,49% | 213 11,56% | 200 10,86% | 212 11,51% | 206 11,23% | 196 10,68% | 210 11,39% |
| | 08h-14h | 137 12,42% | 114 10,30% | 93 8,41% | 128 11,60% | 94 8,49% | 94 8,55% | 110 9,96% |



| | | | | | | | | |
|-----------------|---------|-------------------|-------------------|-------------------|-------------------|-------------------|-------------------|-------------------|
| Media Laborales | 00h-24h | 283 15,19% | 298 15,99% | 280 15,03% | 257 13,82% | 287 15,40% | 301 16,14% | 284 15,26% |
| | 06h-22h | 250 13,60% | 265 14,43% | 248 13,50% | 223 12,14% | 250 13,61% | 269 14,62% | 251 13,65% |
| | 08h-14h | 115 10,43% | 120 10,91% | 115 10,43% | 98 8,85% | 121 10,97% | 126 11,41% | 116 10,50% |



| | | | | | | | | |
|--------------|---------|-------------------|-------------------|-------------------|-------------------|-------------------|-------------------|-------------------|
| Media Diaria | 00h-24h | 267 14,36% | 284 14,50% | 263 14,29% | 246 14,54% | 272 14,39% | 285 14,38% | 270 14,41% |
| | 06h-22h | 236 12,82% | 252 12,91% | 231 12,66% | 211 12,85% | 232 12,62% | 253 12,80% | 236 12,78% |
| | 08h-14h | 111 10,06% | 115 10,03% | 106 9,61% | 93 9,92% | 108 9,28% | 123 10,16% | 109 9,84% |



| | | | | | | | |
|--------------|---|--|--|--|--|--|--|
| Coeficientes | N | | | | | | |
| | L | | | | | | |
| Coeficiente | S | | | | | | |

Los datos en color negro corresponden al total de vehículos y los datos en color azul corresponden a vehículos pesados (en %)



Castilla-La Mancha

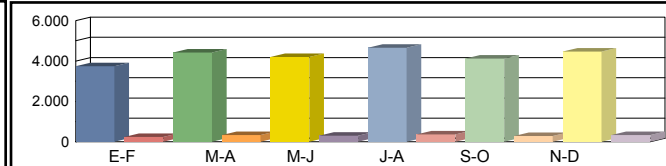
Consejería de Fomento

Estación: CU-4c
Carretera: CM-200 p.k. 30,00 **Provincia:** CUENCA
Ubicación: Fuente de Pedro Naharro - Tarancón
Año: 2023
Tipo: COBERTURA

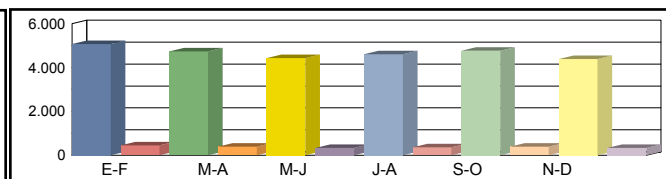
Dirección General de Carreteras

| | Ene-Feb | Mar-Abr | May-Jun | Jul-Ago | Sep-Oct | Nov-Dic | IMD |
|--|---------|---------|---------|---------|---------|---------|-----|
|--|---------|---------|---------|---------|---------|---------|-----|

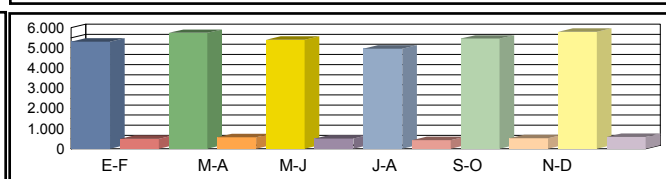
| | | | | | | | | |
|----------------|---------|--------------------|--------------------|--------------------|--------------------|--------------------|--------------------|--------------------|
| Media Domingos | 00h-24h | 3.751 6,00% | 4.422 7,07% | 4.209 6,73% | 4.659 7,45% | 4.130 6,60% | 4.470 7,15% | 4.274 6,83% |
| | 06h-22h | 3.380 5,55% | 3.959 6,50% | 3.563 5,85% | 3.818 6,26% | 3.330 5,47% | 3.984 6,54% | 3.672 6,03% |
| | 08h-14h | 1.460 4,12% | 1.937 5,47% | 1.680 4,74% | 1.420 4,01% | 1.079 3,04% | 2.612 7,37% | 1.698 4,79% |



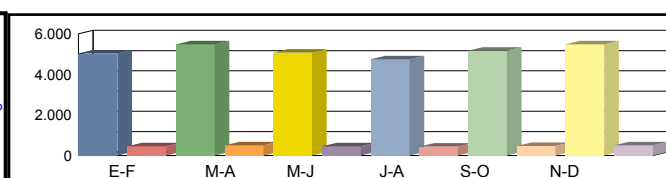
| | | | | | | | | |
|---------------|---------|--------------------|--------------------|--------------------|--------------------|--------------------|--------------------|--------------------|
| Media Sábados | 00h-24h | 5.068 8,10% | 4.740 7,58% | 4.432 7,09% | 4.603 7,36% | 4.770 7,63% | 4.394 7,03% | 4.668 7,46% |
| | 06h-22h | 4.564 7,49% | 4.223 6,93% | 3.967 6,51% | 4.204 6,90% | 4.101 6,73% | 3.903 6,40% | 4.160 6,83% |
| | 08h-14h | 3.121 8,81% | 2.589 7,30% | 2.113 5,96% | 2.914 8,22% | 2.133 6,02% | 2.149 6,06% | 2.503 7,06% |



| | | | | | | | | |
|-----------------|---------|--------------------|--------------------|--------------------|--------------------|--------------------|--------------------|--------------------|
| Media Laborales | 00h-24h | 5.313 8,50% | 5.741 9,18% | 5.397 8,63% | 4.964 7,94% | 5.456 8,72% | 5.797 9,27% | 5.445 8,71% |
| | 06h-22h | 4.861 7,98% | 5.272 8,65% | 4.930 8,09% | 4.435 7,28% | 4.968 8,15% | 5.340 8,76% | 4.968 8,15% |
| | 08h-14h | 2.518 7,10% | 2.742 7,74% | 2.622 7,40% | 2.225 6,28% | 2.622 7,40% | 2.866 8,09% | 2.599 7,33% |



| | | | | | | | | |
|--------------|---------|--------------------|--------------------|--------------------|--------------------|--------------------|--------------------|---------------------------|
| Media Diaria | 00h-24h | 5.022 8,25% | 5.478 8,32% | 5.076 8,21% | 4.750 8,35% | 5.169 8,26% | 5.486 8,26% | 5.164 8,27% |
| | 06h-22h | 4.583 7,69% | 5.006 7,74% | 4.589 7,59% | 4.191 7,70% | 4.610 7,56% | 5.025 7,67% | 4.667 7,66% |
| | 08h-14h | 2.427 7,13% | 2.635 7,11% | 2.415 6,81% | 2.115 7,03% | 2.332 6,58% | 2.791 7,20% | 2.452 6,98% |



| | | | | | | | |
|--------------|---|--|--|--|--|--|--|
| Coeficientes | N | | | | | | |
| | L | | | | | | |
| Coeficiente | S | | | | | | |

Los datos en color negro corresponden al total de vehículos y los datos en color azul corresponden a vehículos pesados (en %)



Castilla-La Mancha

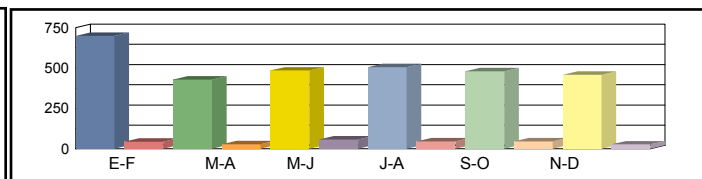
Consejería de Fomento

Estación: CU-50b
Carretera: CM-2103 p.k. 2,00 **Provincia:** CUENCA
Ubicación: Cervera del Llano - Int N 420
Año: 2023
Tipo: PRIMARIA

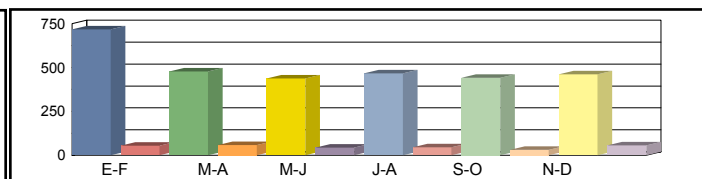
Dirección General de Carreteras

| | Ene-Feb | Mar-Abr | May-Jun | Jul-Ago | Sep-Oct | Nov-Dic | IMD |
|--|---------|---------|---------|---------|---------|---------|-----|
|--|---------|---------|---------|---------|---------|---------|-----|

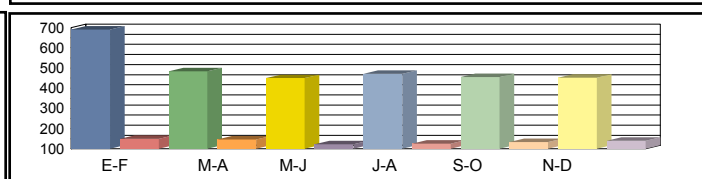
| | | | | | | | | |
|----------------|---------|------------------|------------------|-------------------|------------------|------------------|------------------|------------------|
| Media Domingos | 00h-24h | 699 5,87% | 429 6,29% | 485 10,72% | 506 8,50% | 480 8,75% | 459 5,66% | 510 7,63% |
| | 06h-22h | 645 4,65% | 391 3,32% | 443 7,45% | 463 6,70% | 440 7,05% | 425 3,29% | 468 5,41% |
| | 08h-14h | 255 4,71% | 146 2,05% | 147 7,48% | 148 5,41% | 139 7,91% | 161 0,00% | 166 5,51% |



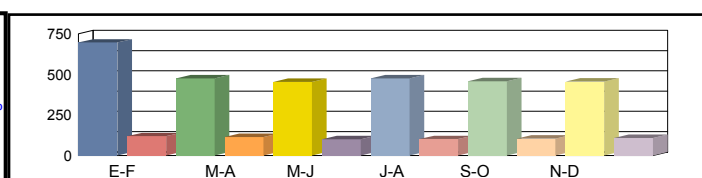
| | | | | | | | | |
|---------------|---------|------------------|-------------------|------------------|------------------|------------------|-------------------|------------------|
| Media Sábados | 00h-24h | 718 6,96% | 478 10,88% | 438 8,90% | 467 8,99% | 442 6,56% | 462 10,82% | 501 8,85% |
| | 06h-22h | 670 5,52% | 437 9,15% | 408 7,84% | 440 7,73% | 417 5,28% | 428 8,18% | 467 7,28% |
| | 08h-14h | 356 6,46% | 234 10,26% | 205 7,32% | 239 9,21% | 196 7,14% | 238 9,66% | 245 8,34% |



| | | | | | | | | |
|-----------------|---------|-------------------|-------------------|-------------------|-------------------|-------------------|-------------------|-------------------|
| Media Laborales | 00h-24h | 691 17,80% | 484 23,14% | 450 21,33% | 471 21,02% | 456 22,59% | 453 23,62% | 501 21,58% |
| | 06h-22h | 641 16,54% | 449 21,38% | 414 19,32% | 437 18,99% | 426 20,89% | 425 22,82% | 465 19,99% |
| | 08h-14h | 266 18,42% | 195 22,56% | 168 17,26% | 183 15,30% | 178 17,98% | 176 21,59% | 194 18,85% |



| | | | | | | | | |
|--------------|---------|-------------------|-------------------|-------------------|-------------------|-------------------|-------------------|--------------------------|
| Media Diaria | 00h-24h | 696 14,51% | 475 19,16% | 453 18,10% | 475 17,47% | 458 18,34% | 455 19,12% | 502 17,78% |
| | 06h-22h | 645 13,18% | 439 17,31% | 417 15,83% | 441 15,42% | 427 16,63% | 425 17,88% | 466 16,04% |
| | 08h-14h | 277 14,44% | 193 18,13% | 170 14,12% | 185 12,97% | 176 15,34% | 183 16,94% | 197 15,32% |



| | | | | | | | | |
|--------------|---|---------|---------|---------|---------|---------|---------|---------|
| Coeficientes | N | 1,07800 | 1,07795 | 1,08696 | 1,07780 | 1,07042 | 1,06588 | |
| | L | 0,72504 | 1,03512 | 1,11333 | 1,06369 | 1,09868 | 1,10596 | |
| Coeficiente | S | | | | | | | 1,00257 |

Los datos en color negro corresponden al total de vehículos y los datos en color azul corresponden a vehículos pesados (en %)



Castilla-La Mancha

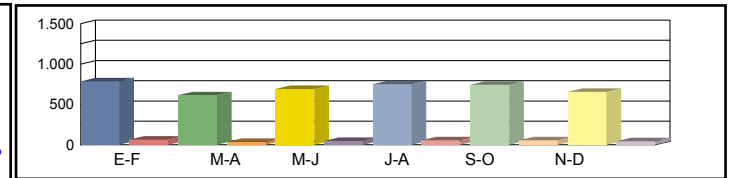
Consejería de Fomento

Estación: CU-51
Carretera: CM-2100 p.k. 40,00 **Provincia:** CUENCA
Ubicación: Int. CM-2118 - Valeria
Año: 2023
Tipo: COBERTURA

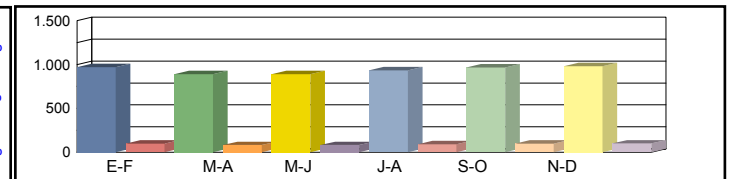
Dirección General de Carreteras

| Ene-Feb | Mar-Abr | May-Jun | Jul-Ago | Sep-Oct | Nov-Dic | IMD |
|---------|---------|---------|---------|---------|---------|-----|
|---------|---------|---------|---------|---------|---------|-----|

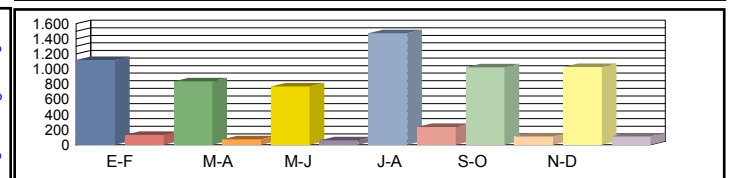
| | | | | | | | | |
|----------|---------|-----------|-----------|-----------|-----------|-----------|-----------|-----------|
| Media | 00h-24h | 788 7,44% | 615 5,81% | 691 6,52% | 752 7,10% | 744 7,02% | 658 6,21% | 708 6,68% |
| Domingos | 06h-22h | 666 5,08% | 543 4,14% | 614 4,68% | 648 4,94% | 679 5,18% | 610 4,66% | 627 4,78% |
| | 08h-14h | 343 2,23% | 185 1,21% | 231 1,50% | 239 1,55% | 290 1,89% | 230 1,50% | 253 1,65% |



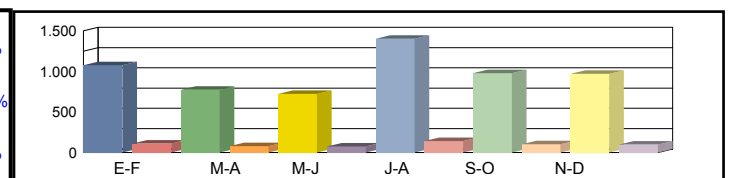
| | | | | | | | | |
|---------|---------|-----------|-----------|-----------|-----------|-----------|-----------|-----------|
| Media | 00h-24h | 969 9,15% | 891 8,41% | 890 8,41% | 935 8,83% | 966 9,12% | 980 9,25% | 938 8,86% |
| Sábados | 06h-22h | 913 6,97% | 796 6,08% | 797 6,08% | 858 6,55% | 883 6,74% | 894 6,83% | 857 6,54% |
| | 08h-14h | 637 4,15% | 504 3,28% | 506 3,29% | 426 2,77% | 627 4,08% | 436 2,84% | 523 3,40% |



| | | | | | | | | |
|-----------|---------|--------------|-----------|-----------|--------------|-------------|-------------|-------------|
| Media | 00h-24h | 1.119 10,57% | 837 7,90% | 771 7,28% | 1.475 13,93% | 1.024 9,67% | 1.029 9,72% | 1.042 9,84% |
| Laborales | 06h-22h | 1.013 7,73% | 785 5,99% | 717 5,47% | 1.358 10,36% | 944 7,20% | 925 7,06% | 957 7,30% |
| | 08h-14h | 505 3,29% | 433 2,82% | 416 2,71% | 775 5,05% | 511 3,33% | 492 3,20% | 522 3,40% |



| | | | | | | | | |
|--------|---------|-------------|-----------|-----------|-------------|-----------|-----------|-----------|
| Media | 00h-24h | 1.074 9,28% | 774 8,94% | 721 9,04% | 1.401 9,18% | 976 9,21% | 970 9,11% | 986 9,13% |
| Diaria | 06h-22h | 966 6,87% | 720 6,61% | 665 6,68% | 1.279 6,79% | 897 6,85% | 871 6,79% | 900 6,76% |
| | 08h-14h | 499 3,29% | 393 3,02% | 383 3,06% | 698 2,99% | 496 3,23% | 443 3,00% | 485 3,10% |



| | | | | | | | | |
|--------------|---|--|--|--|--|--|--|--|
| Coeficientes | N | | | | | | | |
| | L | | | | | | | |
| Coeficiente | S | | | | | | | |

Los datos en color negro corresponden al total de vehículos y los datos en color azul corresponden a vehículos pesados (en %)



Castilla-La Mancha

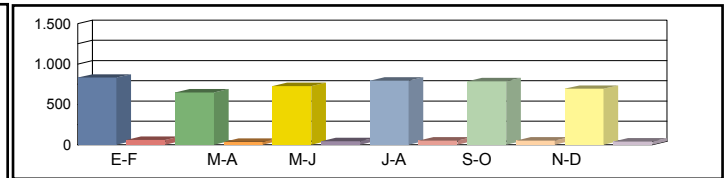
Consejería de Fomento

Estación: CU-51a
Carretera: CM-2100 p.k. 25,50 **Provincia:** CUENCA
Ubicación: Hontecilla - Int. CM-2118
Año: 2023
Tipo: COBERTURA

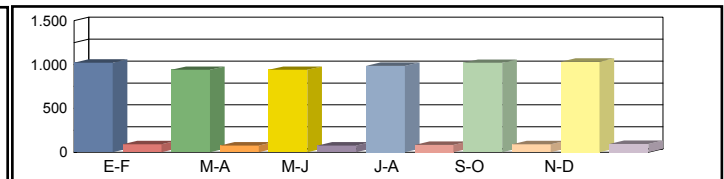
Dirección General de Carreteras

| | Ene-Feb | Mar-Abr | May-Jun | Jul-Ago | Sep-Oct | Nov-Dic | IMD |
|--|---------|---------|---------|---------|---------|---------|-----|
|--|---------|---------|---------|---------|---------|---------|-----|

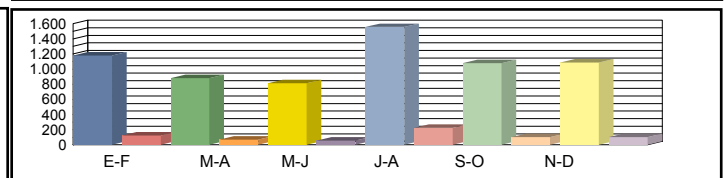
| | | | | | | | | |
|----------------|---------|------------------|------------------|------------------|------------------|------------------|------------------|------------------|
| Media Domingos | 00h-24h | 832 6,70% | 649 5,23% | 729 5,87% | 793 6,39% | 785 6,32% | 694 5,59% | 747 6,02% |
| | 06h-22h | 728 5,95% | 594 4,85% | 671 5,48% | 708 5,78% | 742 6,06% | 667 5,45% | 685 5,59% |
| | 08h-14h | 387 3,37% | 209 1,82% | 261 2,27% | 269 2,35% | 327 2,85% | 259 2,26% | 285 2,49% |



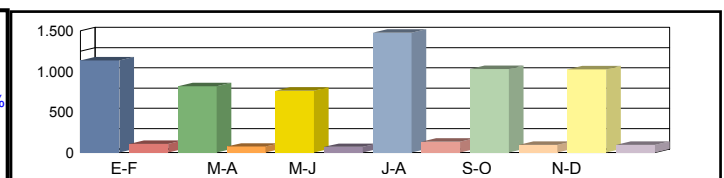
| | | | | | | | | |
|---------------|---------|--------------------|------------------|------------------|------------------|--------------------|--------------------|------------------|
| Media Sábados | 00h-24h | 1.022 8,23% | 939 7,57% | 939 7,57% | 986 7,95% | 1.019 8,21% | 1.033 8,33% | 990 7,98% |
| | 06h-22h | 998 8,16% | 871 7,11% | 871 7,12% | 938 7,66% | 965 7,88% | 978 7,99% | 937 7,65% |
| | 08h-14h | 719 6,26% | 569 4,96% | 571 4,97% | 481 4,19% | 708 6,17% | 493 4,29% | 590 5,14% |



| | | | | | | | | |
|-----------------|---------|--------------------|------------------|------------------|---------------------|--------------------|--------------------|--------------------|
| Media Laborales | 00h-24h | 1.181 9,51% | 882 7,11% | 813 6,55% | 1.556 12,54% | 1.080 8,70% | 1.086 8,75% | 1.100 8,86% |
| | 06h-22h | 1.108 9,05% | 858 7,01% | 784 6,41% | 1.484 12,13% | 1.032 8,43% | 1.011 8,26% | 1.046 8,55% |
| | 08h-14h | 570 4,96% | 489 4,26% | 470 4,09% | 876 7,63% | 577 5,03% | 555 4,84% | 590 5,13% |



| | | | | | | | | |
|--------------|---------|--------------------|------------------|------------------|--------------------|--------------------|--------------------|---------------------------|
| Media Diaria | 00h-24h | 1.133 8,35% | 815 8,05% | 760 8,14% | 1.478 8,27% | 1.029 8,29% | 1.024 8,20% | 1.040 8,22% |
| | 06h-22h | 1.056 8,04% | 787 7,73% | 727 7,82% | 1.398 7,94% | 981 8,01% | 952 7,94% | 984 7,91% |
| | 08h-14h | 563 4,97% | 444 4,56% | 433 4,63% | 788 4,52% | 560 4,88% | 500 4,53% | 548 4,68% |



| | | | | | | | | |
|--------------|---|--|--|--|--|--|--|--|
| Coeficientes | N | | | | | | | |
| | L | | | | | | | |
| Coeficiente | S | | | | | | | |

Los datos en color negro corresponden al total de vehículos y los datos en color azul corresponden a vehículos pesados (en %)



Castilla-La Mancha

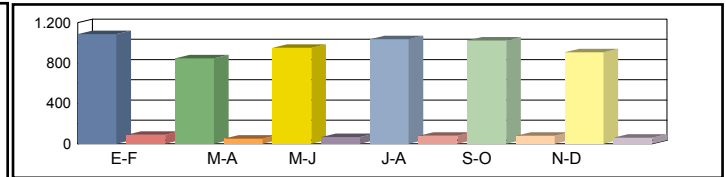
Consejería de Fomento

Estación: CU-51b
Carretera: CM-2118 p.k. 2,50 **Provincia:** CUENCA
Ubicación: Int. CM-2100 - Valverde del Júcar
Año: 2023
Tipo: COBERTURA

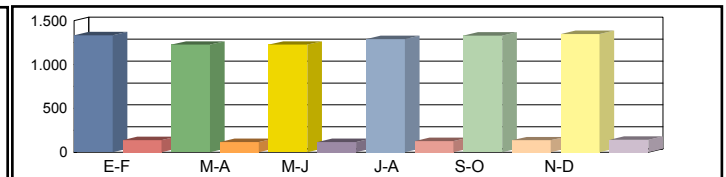
Dirección General de Carreteras

| Ene-Feb | Mar-Abr | May-Jun | Jul-Ago | Sep-Oct | Nov-Dic | IMD |
|---------|---------|---------|---------|---------|---------|-----|
|---------|---------|---------|---------|---------|---------|-----|

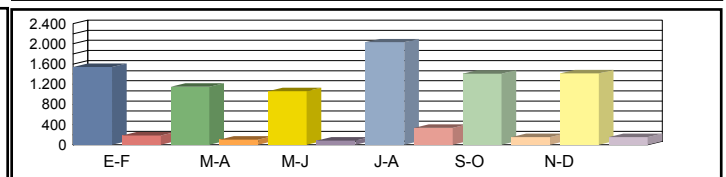
| | | | | | | | | |
|----------------|---------|--------------------|------------------|------------------|--------------------|--------------------|------------------|------------------|
| Media Domingos | 00h-24h | 1.086 7,59% | 847 5,92% | 951 6,65% | 1.035 7,24% | 1.024 7,16% | 906 6,33% | 975 6,82% |
| | 06h-22h | 936 5,58% | 763 4,55% | 863 5,15% | 910 5,43% | 954 5,69% | 858 5,11% | 881 5,25% |
| | 08h-14h | 382 3,89% | 206 2,10% | 257 2,62% | 266 2,71% | 322 3,29% | 256 2,61% | 282 2,87% |



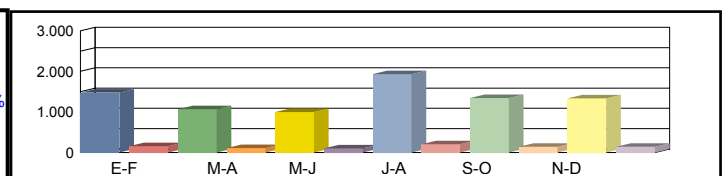
| | | | | | | | | |
|---------------|---------|--------------------|--------------------|--------------------|--------------------|--------------------|--------------------|--------------------|
| Media Sábados | 00h-24h | 1.334 9,33% | 1.226 8,57% | 1.226 8,57% | 1.288 9,00% | 1.330 9,30% | 1.349 9,43% | 1.292 9,03% |
| | 06h-22h | 1.284 7,65% | 1.120 6,68% | 1.120 6,68% | 1.206 7,19% | 1.241 7,40% | 1.257 7,50% | 1.205 7,18% |
| | 08h-14h | 709 7,23% | 561 5,72% | 563 5,74% | 474 4,83% | 698 7,12% | 486 4,95% | 582 5,93% |



| | | | | | | | | |
|-----------------|---------|---------------------|--------------------|--------------------|---------------------|--------------------|--------------------|---------------------|
| Media Laborales | 00h-24h | 1.541 10,78% | 1.152 8,05% | 1.062 7,42% | 2.031 14,20% | 1.410 9,86% | 1.417 9,91% | 1.436 10,04% |
| | 06h-22h | 1.425 8,50% | 1.103 6,58% | 1.008 6,01% | 1.909 11,38% | 1.327 7,91% | 1.300 7,75% | 1.345 8,02% |
| | 08h-14h | 562 5,73% | 482 4,91% | 463 4,72% | 864 8,80% | 569 5,80% | 548 5,58% | 581 5,92% |



| | | | | | | | | |
|--------------|---------|--------------------|--------------------|------------------|--------------------|--------------------|--------------------|---------------------------|
| Media Diaria | 00h-24h | 1.478 9,46% | 1.065 9,11% | 993 9,22% | 1.929 9,36% | 1.343 9,39% | 1.336 9,29% | 1.357 9,31% |
| | 06h-22h | 1.358 7,54% | 1.011 7,26% | 935 7,34% | 1.799 7,45% | 1.261 7,52% | 1.225 7,45% | 1.265 7,43% |
| | 08h-14h | 555 5,73% | 437 5,26% | 426 5,34% | 778 5,22% | 552 5,63% | 493 5,22% | 540 5,40% |



| | | | | | | | | |
|--------------|---|--|--|--|--|--|--|--|
| Coeficientes | N | | | | | | | |
| | L | | | | | | | |
| Coeficiente | S | | | | | | | |

Los datos en color negro corresponden al total de vehículos y los datos en color azul corresponden a vehículos pesados (en %)



Castilla-La Mancha

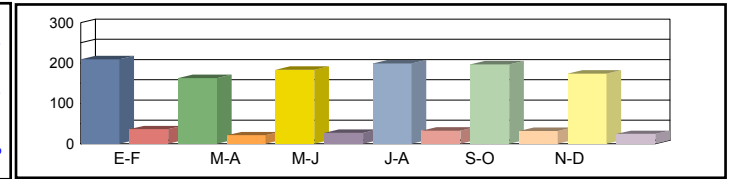
Consejería de Fomento

Estación: CU-51c
Carretera: CM-2151 p.k. 2,00 **Provincia:** CUENCA
Ubicación: Int CUV-7132 -Valverde del Júcar
Año: 2023
Tipo: COBERTURA

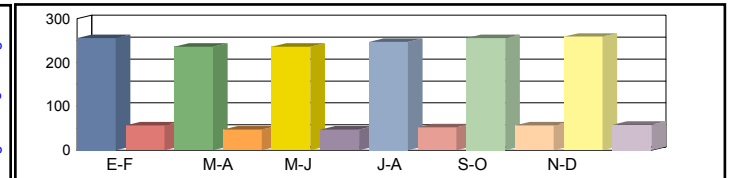
Dirección General de Carreteras

| | Ene-Feb | Mar-Abr | May-Jun | Jul-Ago | Sep-Oct | Nov-Dic | IMD |
|--|---------|---------|---------|---------|---------|---------|-----|
|--|---------|---------|---------|---------|---------|---------|-----|

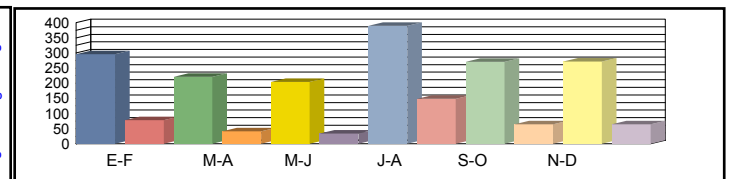
| | | | | | | | | |
|----------------|---------|------------|------------|------------|------------|------------|------------|------------|
| Media Domingos | 00h-24h | 209 14,77% | 163 11,53% | 183 12,95% | 199 14,09% | 197 13,94% | 174 12,32% | 188 13,27% |
| | 06h-22h | 151 12,86% | 123 10,48% | 139 11,85% | 147 12,50% | 154 13,10% | 138 11,78% | 142 12,09% |
| | 08h-14h | 60 15,66% | 33 8,46% | 41 10,55% | 42 10,89% | 51 13,22% | 40 10,49% | 44 11,54% |



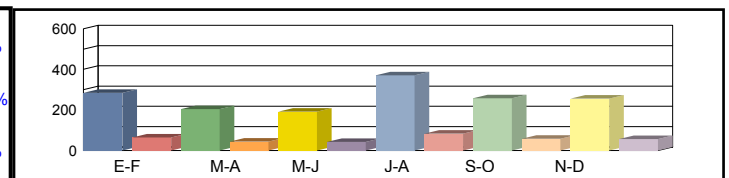
| | | | | | | | | |
|---------------|---------|------------|------------|------------|------------|------------|------------|------------|
| Media Sábados | 00h-24h | 256 18,15% | 236 16,69% | 236 16,69% | 247 17,52% | 256 18,10% | 259 18,36% | 248 17,58% |
| | 06h-22h | 207 17,63% | 181 15,38% | 181 15,38% | 195 16,56% | 200 17,04% | 203 17,27% | 194 16,54% |
| | 08h-14h | 112 29,08% | 89 23,02% | 89 23,09% | 75 19,45% | 110 28,64% | 77 19,93% | 92 23,87% |



| | | | | | | | | |
|-----------------|---------|------------|------------|------------|------------|------------|------------|------------|
| Media Laborales | 00h-24h | 296 20,97% | 221 15,68% | 204 14,45% | 390 27,64% | 271 19,19% | 272 19,29% | 276 19,54% |
| | 06h-22h | 230 19,57% | 178 15,15% | 163 13,85% | 308 26,21% | 214 18,22% | 210 17,85% | 217 18,48% |
| | 08h-14h | 89 23,04% | 76 19,76% | 73 18,99% | 137 35,41% | 90 23,33% | 87 22,45% | 92 23,83% |



| | | | | | | | | |
|--------------|---------|------------|------------|------------|------------|------------|------------|------------|
| Media Diaria | 00h-24h | 284 18,41% | 204 17,74% | 191 17,94% | 370 18,22% | 258 18,28% | 256 18,09% | 260 18,11% |
| | 06h-22h | 219 17,37% | 163 16,71% | 151 16,91% | 290 17,17% | 203 17,32% | 198 17,17% | 204 17,11% |
| | 08h-14h | 88 23,06% | 69 21,16% | 67 21,47% | 123 21,00% | 87 22,65% | 78 21,01% | 85 21,73% |



| | | | | | | | |
|--------------|---|--|--|--|--|--|--|
| Coeficientes | N | | | | | | |
| | L | | | | | | |
| Coeficiente | S | | | | | | |

Los datos en color negro corresponden al total de vehículos y los datos en color azul corresponden a vehículos pesados (en %)



Castilla-La Mancha

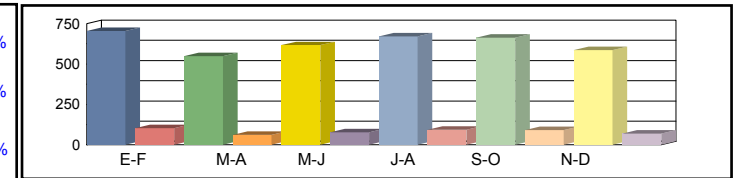
Consejería de Fomento

Estación: CU-51d
Carretera: CM-2103 p.k. 14,00 **Provincia:** CUENCA
Ubicación: Int N 420 - Int CM 2118
Año: 2023
Tipo: COBERTURA

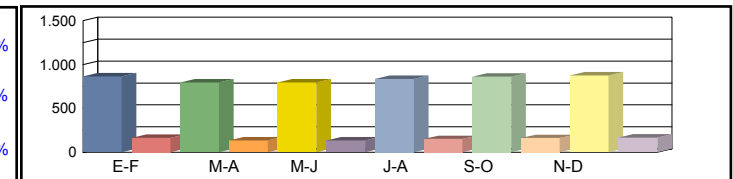
Dirección General de Carreteras

| | Ene-Feb | Mar-Abr | May-Jun | Jul-Ago | Sep-Oct | Nov-Dic | IMD |
|--|---------|---------|---------|---------|---------|---------|-----|
|--|---------|---------|---------|---------|---------|---------|-----|

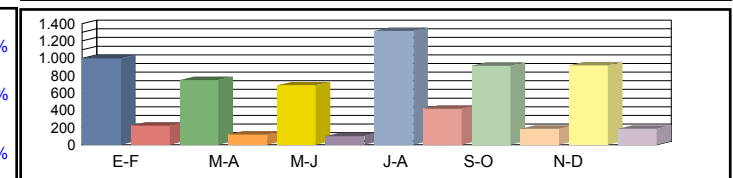
| | | | | | | | | |
|----------------|---------|-------------------|-------------------|-------------------|-------------------|-------------------|-------------------|-------------------|
| Media Domingos | 00h-24h | 704 12,89% | 549 10,06% | 617 11,29% | 671 12,29% | 664 12,16% | 587 10,75% | 632 11,57% |
| | 06h-22h | 588 10,41% | 480 8,48% | 542 9,59% | 572 10,12% | 600 10,60% | 539 9,53% | 554 9,79% |
| | 08h-14h | 262 8,75% | 142 4,73% | 177 5,90% | 183 6,09% | 222 7,39% | 176 5,86% | 194 6,45% |



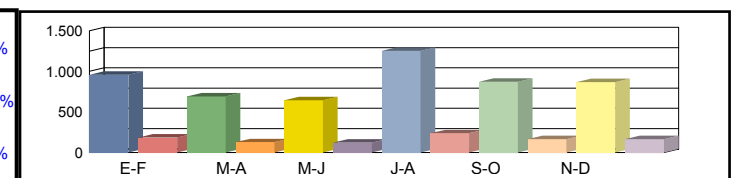
| | | | | | | | | |
|---------------|---------|-------------------|-------------------|-------------------|-------------------|-------------------|-------------------|-------------------|
| Media Sábados | 00h-24h | 865 15,84% | 795 14,56% | 795 14,56% | 835 15,29% | 862 15,79% | 874 16,01% | 838 15,34% |
| | 06h-22h | 807 14,27% | 704 12,44% | 704 12,45% | 758 13,41% | 780 13,79% | 790 13,97% | 757 13,39% |
| | 08h-14h | 487 16,25% | 386 12,87% | 387 12,91% | 326 10,87% | 480 16,01% | 334 11,14% | 400 13,34% |



| | | | | | | | | |
|-----------------|---------|-------------------|-------------------|-------------------|---------------------|-------------------|-------------------|-------------------|
| Media Laborales | 00h-24h | 999 18,30% | 747 13,68% | 688 12,60% | 1.317 24,11% | 914 16,74% | 919 16,83% | 931 17,04% |
| | 06h-22h | 895 15,83% | 693 12,26% | 634 11,21% | 1.200 21,21% | 834 14,75% | 817 14,45% | 846 14,95% |
| | 08h-14h | 386 12,88% | 331 11,04% | 318 10,62% | 593 19,79% | 391 13,04% | 376 12,55% | 399 13,32% |



| | | | | | | | | |
|--------------|---------|-------------------|-------------------|-------------------|---------------------|-------------------|-------------------|--------------------------|
| Media Diaria | 00h-24h | 958 16,06% | 691 15,47% | 643 15,65% | 1.251 15,90% | 871 15,95% | 866 15,78% | 880 15,80% |
| | 06h-22h | 853 14,06% | 635 13,52% | 588 13,68% | 1.131 13,89% | 793 14,02% | 770 13,89% | 795 13,85% |
| | 08h-14h | 381 12,89% | 300 11,83% | 293 12,00% | 534 11,74% | 379 12,66% | 339 11,75% | 371 12,14% |



| | | | | | | | | |
|--------------|---|--|--|--|--|--|--|--|
| Coeficientes | N | | | | | | | |
| | L | | | | | | | |
| Coeficiente | S | | | | | | | |

Los datos en color negro corresponden al total de vehículos y los datos en color azul corresponden a vehículos pesados (en %)



Castilla-La Mancha

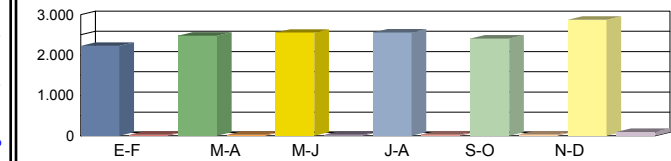
Consejería de Fomento

Estación: CU-52a
Carretera: CM-2100 p.k. 66,40 **Provincia:** CUENCA
Ubicación: Arcas - Int. CM-220
Año: 2023
Tipo: PERMANENTE

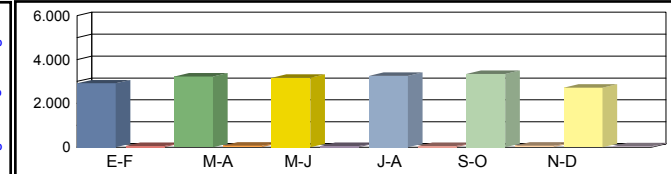
Dirección General de Carreteras

| Ene-Feb | Mar-Abr | May-Jun | Jul-Ago | Sep-Oct | Nov-Dic | IMD |
|---------|---------|---------|---------|---------|---------|-----|
|---------|---------|---------|---------|---------|---------|-----|

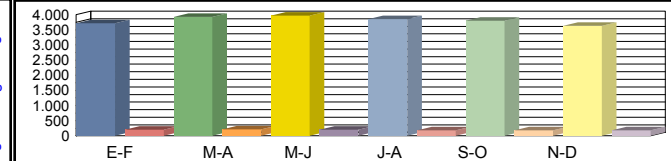
| | | | | | | | | |
|----------------|---------|--------------------|--------------------|--------------------|--------------------|--------------------|--------------------|--------------------|
| Media Domingos | 00h-24h | 2.230 1,08% | 2.477 1,17% | 2.555 1,14% | 2.560 1,37% | 2.406 1,37% | 2.873 3,24% | 2.517 1,56% |
| | 06h-22h | 1.972 1,17% | 2.268 1,19% | 2.338 1,20% | 2.108 1,47% | 2.121 1,51% | 2.540 3,58% | 2.224 1,69% |
| | 08h-14h | 748 1,20% | 971 1,24% | 995 1,01% | 822 1,70% | 791 1,90% | 927 4,96% | 876 2,00% |



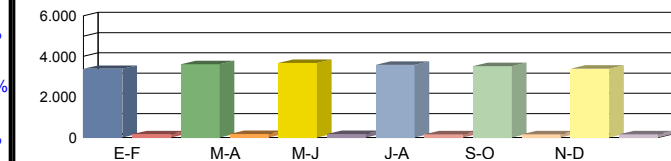
| | | | | | | | | |
|---------------|---------|--------------------|--------------------|--------------------|--------------------|--------------------|--------------------|--------------------|
| Media Sábados | 00h-24h | 2.913 2,06% | 3.226 2,05% | 3.162 1,99% | 3.257 1,84% | 3.336 2,04% | 2.722 1,58% | 3.103 1,93% |
| | 06h-22h | 2.642 2,20% | 2.971 2,12% | 2.873 2,05% | 2.828 2,05% | 3.010 2,19% | 2.424 1,73% | 2.791 2,06% |
| | 08h-14h | 1.171 2,31% | 1.372 2,33% | 1.326 1,96% | 1.286 2,26% | 1.351 2,44% | 965 2,28% | 1.245 2,26% |



| | | | | | | | | |
|-----------------|---------|--------------------|--------------------|--------------------|--------------------|--------------------|--------------------|--------------------|
| Media Laborales | 00h-24h | 3.720 5,30% | 3.926 5,15% | 3.970 4,84% | 3.857 4,61% | 3.796 4,69% | 3.634 4,79% | 3.817 4,89% |
| | 06h-22h | 3.525 5,48% | 3.724 5,26% | 3.728 4,86% | 3.513 4,95% | 3.589 4,90% | 3.371 5,04% | 3.575 5,08% |
| | 08h-14h | 1.334 7,20% | 1.404 6,70% | 1.423 5,83% | 1.384 6,14% | 1.376 5,81% | 1.349 6,08% | 1.378 6,29% |



| | | | | | | | | |
|--------------|---------|--------------------|--------------------|--------------------|--------------------|--------------------|--------------------|---------------------------|
| Media Diaria | 00h-24h | 3.383 4,49% | 3.609 4,35% | 3.679 4,19% | 3.581 3,91% | 3.523 3,97% | 3.387 4,19% | 3.527 4,18% |
| | 06h-22h | 3.169 4,70% | 3.398 4,44% | 3.434 4,22% | 3.209 4,24% | 3.287 4,20% | 3.109 4,50% | 3.268 4,38% |
| | 08h-14h | 1.222 5,97% | 1.336 5,46% | 1.354 4,87% | 1.288 5,12% | 1.287 4,97% | 1.230 5,53% | 1.286 5,32% |



| | | | | | | | | |
|--------------|---|---------|---------|---------|---------|---------|---------|---------|
| Coeficientes | N | 1,05532 | 1,05424 | 1,06491 | 1,09792 | 1,05768 | 1,07802 | |
| | L | 1,02608 | 0,97224 | 0,96146 | 0,98963 | 1,00553 | 1,05036 | |
| Coeficiente | S | | | | | | | 0,92462 |

Los datos en color negro corresponden al total de vehículos y los datos en color azul corresponden a vehículos pesados (en %)



Castilla-La Mancha

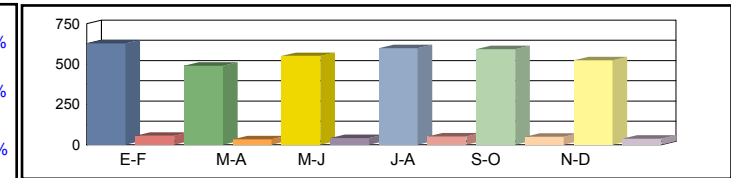
Consejería de Fomento

Estación: CU-52b
Carretera: CM-2100 p.k. 50,00 **Provincia:** CUENCA
Ubicación: Valeria - Arcas
Año: 2023
Tipo: COBERTURA

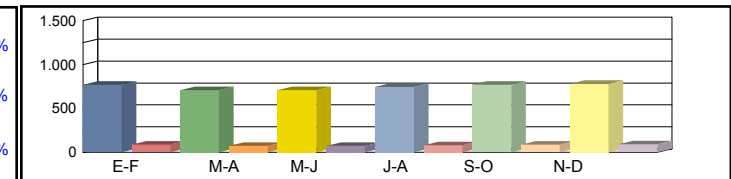
Dirección General de Carreteras

| Ene-Feb | Mar-Abr | May-Jun | Jul-Ago | Sep-Oct | Nov-Dic | IMD |
|---------|---------|---------|---------|---------|---------|-----|
|---------|---------|---------|---------|---------|---------|-----|

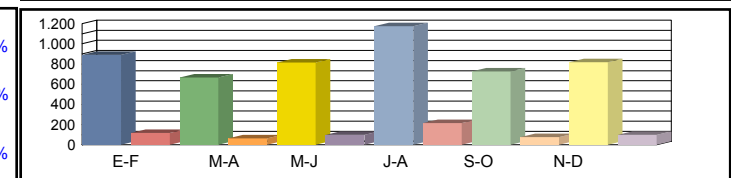
| | | | | | | | | |
|----------------|---------|------------------|------------------|------------------|------------------|------------------|------------------|------------------|
| Media Domingos | 00h-24h | 628 8,31% | 490 6,49% | 550 7,28% | 598 7,93% | 592 7,84% | 523 6,93% | 564 7,47% |
| | 06h-22h | 515 6,28% | 420 5,12% | 475 5,79% | 501 6,11% | 525 6,40% | 472 5,75% | 485 5,91% |
| | 08h-14h | 201 7,63% | 108 4,12% | 135 5,14% | 140 5,31% | 169 6,44% | 134 5,11% | 148 5,63% |



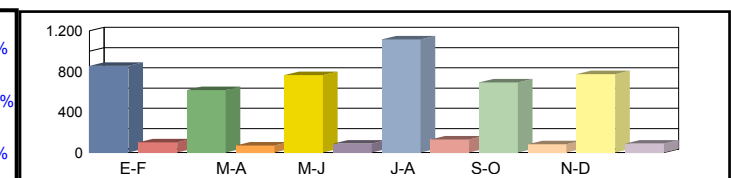
| | | | | | | | | |
|---------------|---------|-------------------|-------------------|-------------------|------------------|-------------------|-------------------|-------------------|
| Media Sábados | 00h-24h | 771 10,21% | 709 9,39% | 709 9,39% | 744 9,86% | 769 10,18% | 780 10,33% | 747 9,89% |
| | 06h-22h | 706 8,61% | 616 7,51% | 616 7,52% | 664 8,09% | 683 8,33% | 692 8,44% | 663 8,08% |
| | 08h-14h | 373 14,17% | 295 11,22% | 296 11,25% | 249 9,48% | 367 13,96% | 255 9,71% | 306 11,63% |



| | | | | | | | | |
|-----------------|---------|-------------------|------------------|-------------------|---------------------|------------------|-------------------|-------------------|
| Media Laborales | 00h-24h | 891 11,80% | 666 8,82% | 815 10,80% | 1.174 15,55% | 726 9,61% | 819 10,85% | 848 11,24% |
| | 06h-22h | 784 9,56% | 607 7,40% | 730 8,90% | 1.050 12,81% | 668 8,15% | 715 8,72% | 759 9,26% |
| | 08h-14h | 295 11,23% | 253 9,63% | 299 11,37% | 454 17,26% | 259 9,86% | 288 10,94% | 308 11,71% |



| | | | | | | | | |
|--------------|---------|-------------------|-------------------|-------------------|---------------------|-------------------|-------------------|--------------------------|
| Media Diaria | 00h-24h | 855 10,36% | 616 9,98% | 762 10,09% | 1.115 10,25% | 692 10,29% | 772 10,18% | 802 10,19% |
| | 06h-22h | 747 8,49% | 557 8,16% | 677 8,26% | 989 8,39% | 635 8,46% | 674 8,39% | 713 8,36% |
| | 08h-14h | 292 11,24% | 229 10,31% | 275 10,46% | 409 10,24% | 251 11,04% | 259 10,24% | 286 10,59% |



| | | | | | | | |
|--------------|---|--|--|--|--|--|--|
| Coeficientes | N | | | | | | |
| | L | | | | | | |
| Coeficiente | S | | | | | | |

Los datos en color negro corresponden al total de vehículos y los datos en color azul corresponden a vehículos pesados (en %)



Castilla-La Mancha

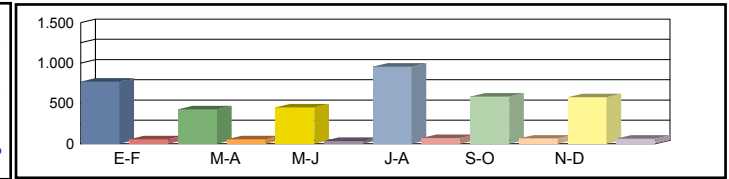
Consejería de Fomento

Estación: CU-53
Carretera: CM-2100 p.k. 10,00 **Provincia:** CUENCA
Ubicación: Int. N-III - Olmedilla de Alarcón
Año: 2023
Tipo: PRIMARIA

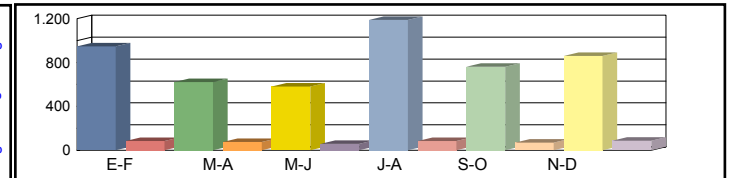
Dirección General de Carreteras

| | Ene-Feb | Mar-Abr | May-Jun | Jul-Ago | Sep-Oct | Nov-Dic | IMD |
|--|---------|---------|---------|---------|---------|---------|-----|
|--|---------|---------|---------|---------|---------|---------|-----|

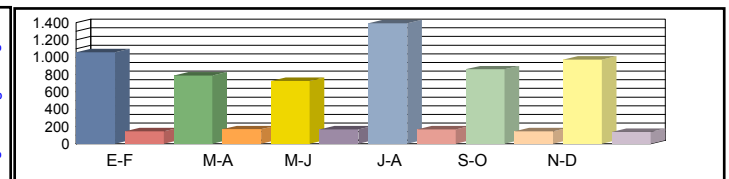
| | | | | | | | | |
|----------|---------|-----------|------------|------------|-----------|------------|------------|------------|
| Media | 00h-24h | 770 6,88% | 429 11,42% | 450 7,56% | 955 7,02% | 587 10,22% | 578 10,03% | 628 8,86% |
| Domingos | 06h-22h | 628 6,53% | 379 8,71% | 396 6,57% | 806 5,46% | 542 8,30% | 517 7,16% | 545 7,12% |
| | 08h-14h | 259 8,49% | 108 13,89% | 132 12,12% | 247 6,48% | 187 11,23% | 151 12,58% | 181 10,80% |



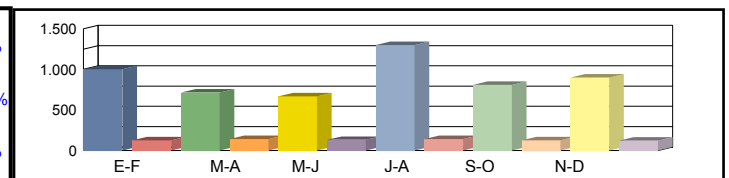
| | | | | | | | | |
|---------|---------|-----------|------------|-----------|-------------|-----------|-----------|-----------|
| Media | 00h-24h | 946 8,14% | 621 10,95% | 580 9,14% | 1.188 6,65% | 762 8,40% | 861 9,29% | 826 8,76% |
| Sábados | 06h-22h | 861 6,50% | 556 9,17% | 514 7,00% | 1.068 5,34% | 705 6,10% | 758 8,97% | 744 7,18% |
| | 08h-14h | 481 5,61% | 294 8,16% | 289 5,54% | 441 5,22% | 405 2,96% | 287 9,76% | 366 6,21% |



| | | | | | | | | |
|-----------|---------|--------------|------------|------------|--------------|------------|------------|------------|
| Media | 00h-24h | 1.057 12,11% | 790 17,59% | 728 18,54% | 1.393 10,62% | 861 14,52% | 972 12,45% | 967 14,31% |
| Laborales | 06h-22h | 948 10,13% | 734 15,53% | 671 16,69% | 1.270 10,08% | 808 13,37% | 865 11,68% | 883 12,91% |
| | 08h-14h | 393 10,43% | 337 14,84% | 324 16,67% | 604 8,94% | 345 14,49% | 383 12,53% | 398 12,98% |



| | | | | | | | | |
|--------|---------|--------------|------------|------------|-------------|------------|------------|-------------------|
| Media | 00h-24h | 1.000 11,00% | 714 16,25% | 667 16,34% | 1.301 9,68% | 808 13,24% | 900 11,78% | 898 13,05% |
| Diaria | 06h-22h | 890 9,33% | 659 14,26% | 609 14,61% | 1.175 9,02% | 754 11,80% | 800 10,88% | 814 11,65% |
| | 08h-14h | 386 9,33% | 298 13,76% | 292 14,73% | 529 8,32% | 330 12,12% | 336 12,20% | 362 11,74% |



| | | | | | | | | |
|--------------|---|---------|---------|---------|---------|---------|---------|---------|
| Coeficientes | N | 1,11498 | 1,07629 | 1,08495 | 1,09685 | 1,06559 | 1,12370 | |
| | L | 0,91485 | 1,22405 | 1,32830 | 0,69419 | 1,12311 | 0,99486 | |
| Coeficiente | S | | | | | | | 0,92909 |

Los datos en color negro corresponden al total de vehículos y los datos en color azul corresponden a vehículos pesados (en %)



Castilla-La Mancha

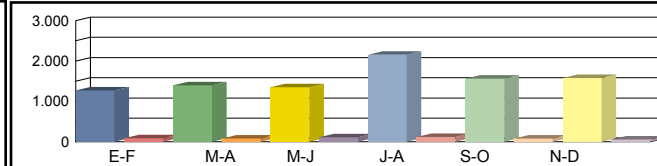
Consejería de Fomento

Estación: CU-54
Carretera: CM-211 p.k. 11,72 **Provincia:** CUENCA
Ubicación: almodovar del pinar -Campillo de Altobuey
Año: 2023
Tipo: PRIMARIA

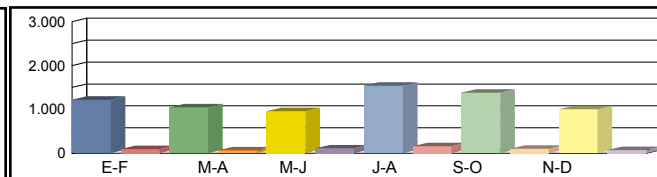
Dirección General de Carreteras

| | Ene-Feb | Mar-Abr | May-Jun | Jul-Ago | Sep-Oct | Nov-Dic | IMD |
|--|---------|---------|---------|---------|---------|---------|-----|
|--|---------|---------|---------|---------|---------|---------|-----|

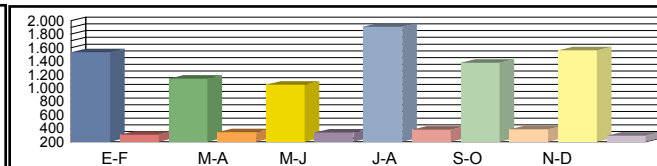
| | | | | | | | | |
|----------------|---------|--------------------|--------------------|--------------------|--------------------|--------------------|--------------------|--------------------|
| Media Domingos | 00h-24h | 1.276 6,50% | 1.397 5,58% | 1.355 7,75% | 2.160 5,46% | 1.563 5,18% | 1.583 3,41% | 1.556 5,65% |
| | 06h-22h | 1.157 5,01% | 1.319 5,08% | 1.247 4,01% | 1.961 5,05% | 1.407 4,26% | 1.468 2,52% | 1.426 4,32% |
| | 08h-14h | 352 8,24% | 306 4,25% | 408 4,66% | 740 3,92% | 293 5,12% | 272 5,88% | 395 5,34% |



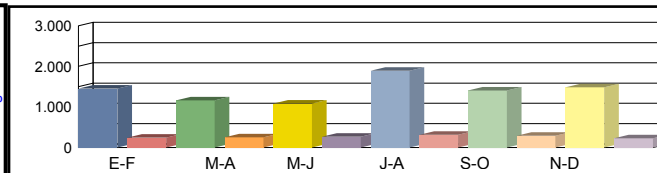
| | | | | | | | | |
|---------------|---------|--------------------|--------------------|-------------------|--------------------|--------------------|--------------------|--------------------|
| Media Sábados | 00h-24h | 1.221 7,13% | 1.045 5,65% | 959 10,53% | 1.540 9,29% | 1.379 6,67% | 1.003 6,88% | 1.191 7,69% |
| | 06h-22h | 1.111 5,22% | 972 5,04% | 884 7,24% | 1.401 9,28% | 1.282 5,30% | 925 5,84% | 1.096 6,32% |
| | 08h-14h | 489 3,89% | 563 4,44% | 505 5,15% | 643 7,62% | 571 5,08% | 372 2,96% | 524 4,86% |



| | | | | | | | | |
|-----------------|---------|---------------------|---------------------|---------------------|---------------------|---------------------|---------------------|---------------------|
| Media Laborales | 00h-24h | 1.532 16,58% | 1.140 23,07% | 1.048 24,43% | 1.909 16,71% | 1.376 21,95% | 1.558 15,79% | 1.427 19,75% |
| | 06h-22h | 1.427 15,91% | 1.086 22,01% | 961 22,48% | 1.766 16,76% | 1.283 21,43% | 1.438 15,23% | 1.327 18,97% |
| | 08h-14h | 621 17,87% | 456 21,93% | 417 23,74% | 796 14,32% | 539 22,63% | 592 16,39% | 570 19,48% |



| | | | | | | | | |
|--------------|---------|---------------------|---------------------|---------------------|---------------------|---------------------|---------------------|---------------------|
| Media Diaria | 00h-24h | 1.451 14,20% | 1.163 17,80% | 1.079 19,65% | 1.892 14,01% | 1.403 17,11% | 1.482 13,02% | 1.412 15,96% |
| | 06h-22h | 1.344 13,32% | 1.103 16,95% | 990 17,17% | 1.741 14,01% | 1.301 16,53% | 1.369 12,34% | 1.308 15,05% |
| | 08h-14h | 563 15,28% | 450 17,11% | 428 17,99% | 767 12,13% | 509 18,47% | 515 14,17% | 539 15,86% |



| | | | | | | | | |
|--------------|---|---------|---------|---------|---------|---------|---------|---------|
| Coeficientes | N | 1,07358 | 1,04972 | 1,09053 | 1,08097 | 1,07249 | 1,08345 | |
| | L | 0,93146 | 1,25175 | 1,36164 | 0,74751 | 1,03706 | 0,91592 | |
| Coeficiente | S | | | | | | | 0,98929 |

Los datos en color negro corresponden al total de vehículos y los datos en color azul corresponden a vehículos pesados (en %)



Castilla-La Mancha

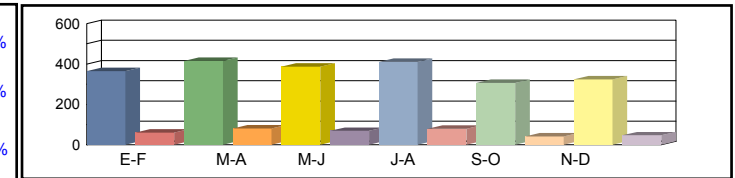
Consejería de Fomento

Estación: CU-56
Carretera: CM-2109 p.k. 15,00 **Provincia:** CUENCA
Ubicación: Arguisuelas - Cardenete
Año: 2023
Tipo: COBERTURA

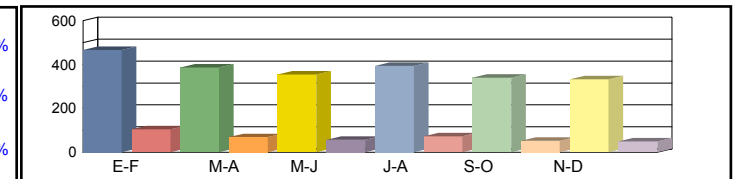
Dirección General de Carreteras

| Ene-Feb | Mar-Abr | May-Jun | Jul-Ago | Sep-Oct | Nov-Dic | IMD |
|---------|---------|---------|---------|---------|---------|-----|
|---------|---------|---------|---------|---------|---------|-----|

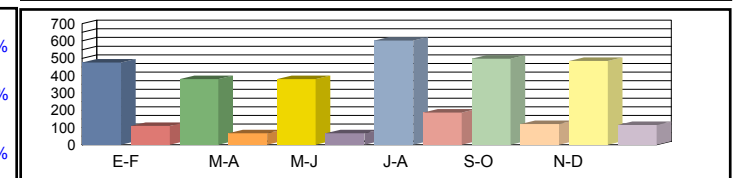
| | | | | | | | | |
|----------------|---------|------------|------------|------------|------------|------------|------------|------------|
| Media Domingos | 00h-24h | 365 14,34% | 416 16,36% | 387 15,20% | 411 16,15% | 307 12,05% | 324 12,72% | 368 14,47% |
| | 06h-22h | 321 11,55% | 371 13,35% | 330 11,89% | 328 11,82% | 272 9,79% | 289 10,42% | 318 11,47% |
| | 08h-14h | 112 10,36% | 131 12,14% | 100 9,25% | 113 10,48% | 106 9,77% | 97 9,02% | 110 10,17% |



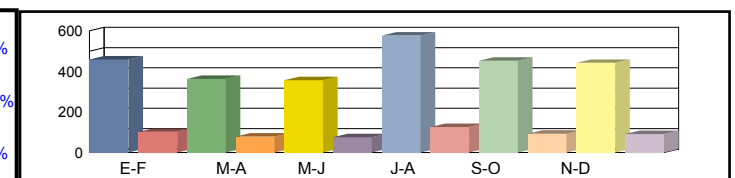
| | | | | | | | | |
|---------------|---------|------------|------------|------------|------------|------------|------------|------------|
| Media Sábados | 00h-24h | 466 18,32% | 386 15,16% | 354 13,90% | 394 15,48% | 340 13,37% | 333 13,07% | 379 14,88% |
| | 06h-22h | 425 15,31% | 345 12,43% | 314 11,31% | 341 12,30% | 303 10,93% | 300 10,82% | 338 12,18% |
| | 08h-14h | 194 17,96% | 157 14,50% | 130 12,01% | 146 13,52% | 164 15,21% | 126 11,66% | 153 14,14% |



| | | | | | | | | |
|-----------------|---------|------------|------------|------------|------------|------------|------------|------------|
| Media Laborales | 00h-24h | 476 18,70% | 379 14,89% | 380 14,92% | 603 23,68% | 498 19,56% | 485 19,05% | 470 18,47% |
| | 06h-22h | 428 15,42% | 340 12,24% | 343 12,36% | 531 19,15% | 455 16,40% | 435 15,69% | 422 15,21% |
| | 08h-14h | 180 16,67% | 145 13,39% | 147 13,57% | 248 22,93% | 182 16,89% | 166 15,36% | 178 16,47% |



| | | | | | | | | |
|--------------|---------|------------|------------|------------|------------|------------|------------|------------|
| Media Diaria | 00h-24h | 459 18,02% | 362 17,86% | 356 17,51% | 576 17,87% | 452 16,99% | 442 17,04% | 441 17,55% |
| | 06h-22h | 412 14,85% | 324 14,70% | 319 14,33% | 498 14,46% | 412 13,97% | 396 14,05% | 394 14,39% |
| | 08h-14h | 172 15,95% | 137 15,71% | 132 14,94% | 228 15,33% | 169 15,47% | 148 14,86% | 164 15,38% |



| | | | | | | | | |
|--------------|---|--|--|--|--|--|--|--|
| Coeficientes | N | | | | | | | |
| | L | | | | | | | |
| Coeficiente | S | | | | | | | |

Los datos en color negro corresponden al total de vehículos y los datos en color azul corresponden a vehículos pesados (en %)



Castilla-La Mancha

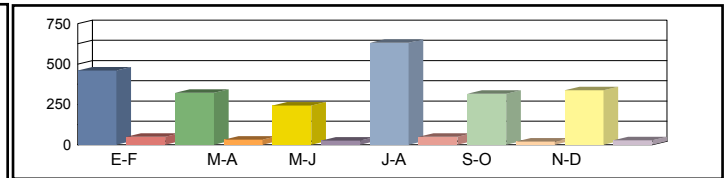
Consejería de Fomento

Estación: CU-57a
Carretera: CM-2109 p.k. 49,50 **Provincia:** CUENCA
Ubicación: Cardenete - Mira
Año: 2023
Tipo: PRIMARIA

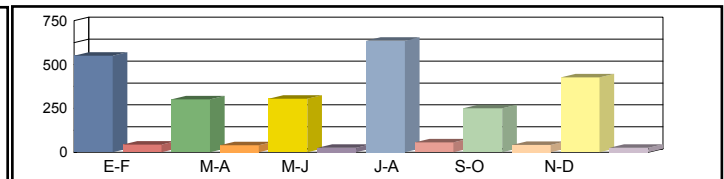
Dirección General de Carreteras

| Ene-Feb | Mar-Abr | May-Jun | Jul-Ago | Sep-Oct | Nov-Dic | IMD |
|---------|---------|---------|---------|---------|---------|-----|
|---------|---------|---------|---------|---------|---------|-----|

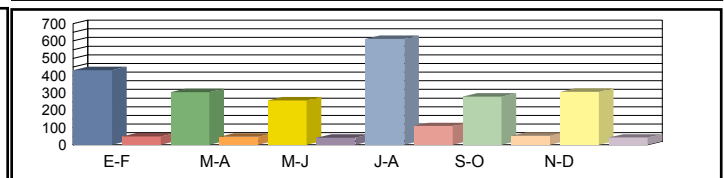
| | | | | | | | | |
|----------------|---------|-------------------|------------------|------------------|------------------|------------------|------------------|------------------|
| Media Domingos | 00h-24h | 460 9,78% | 322 9,01% | 243 9,88% | 632 7,44% | 317 5,99% | 338 7,99% | 385 8,35% |
| | 06h-22h | 377 8,75% | 275 6,91% | 220 7,73% | 555 5,23% | 281 2,49% | 303 6,27% | 335 6,23% |
| | 08h-14h | 143 11,19% | 111 4,50% | 63 6,35% | 149 9,40% | 79 5,06% | 97 10,31% | 107 7,80% |



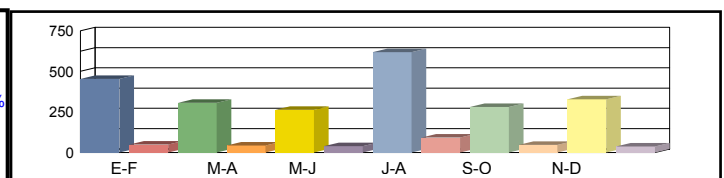
| | | | | | | | | |
|---------------|---------|------------------|-------------------|------------------|------------------|-------------------|------------------|------------------|
| Media Sábados | 00h-24h | 551 7,26% | 301 11,63% | 305 7,87% | 635 8,19% | 251 14,34% | 427 5,62% | 412 9,15% |
| | 06h-22h | 498 6,22% | 254 10,24% | 274 6,20% | 582 6,53% | 226 11,06% | 395 4,81% | 372 7,51% |
| | 08h-14h | 247 3,24% | 91 7,69% | 141 2,84% | 198 6,06% | 109 11,93% | 167 6,59% | 159 6,39% |



| | | | | | | | | |
|-----------------|---------|-------------------|-------------------|-------------------|-------------------|-------------------|-------------------|-------------------|
| Media Laborales | 00h-24h | 432 10,19% | 305 13,11% | 257 14,01% | 611 15,06% | 279 15,77% | 307 12,05% | 365 13,36% |
| | 06h-22h | 374 8,56% | 267 10,49% | 229 11,35% | 529 13,99% | 252 13,49% | 268 8,96% | 320 11,14% |
| | 08h-14h | 169 7,69% | 109 11,01% | 106 12,26% | 247 14,57% | 113 12,39% | 115 8,70% | 143 11,10% |



| | | | | | | | | |
|--------------|---------|------------------|-------------------|-------------------|-------------------|-------------------|-------------------|--------------------------|
| Media Diaria | 00h-24h | 453 9,71% | 306 12,09% | 263 12,55% | 618 12,94% | 281 14,23% | 328 10,06% | 375 11,93% |
| | 06h-22h | 392 8,16% | 267 10,11% | 235 10,21% | 541 11,65% | 252 11,51% | 291 7,56% | 330 9,87% |
| | 08h-14h | 177 7,34% | 106 9,43% | 106 10,38% | 226 12,83% | 107 11,21% | 120 8,33% | 140 9,92% |



| | | | | | | | | |
|--------------|---|---------|---------|---------|---------|---------|---------|---------|
| Coeficientes | N | 1,15508 | 1,14232 | 1,12227 | 1,15501 | 1,10714 | 1,14552 | |
| | L | 0,84491 | 1,19672 | 1,42023 | 0,59738 | 1,30824 | 1,18893 | |
| Coeficiente | S | | | | | | | 1,02622 |

Los datos en color negro corresponden al total de vehículos y los datos en color azul corresponden a vehículos pesados (en %)



Castilla-La Mancha

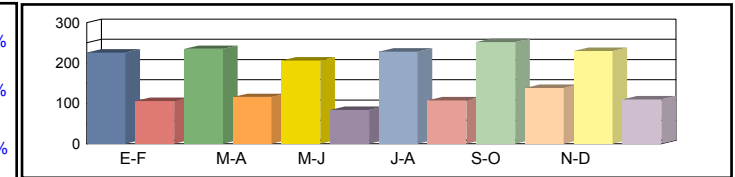
Consejería de Fomento

Estación: CU-57b
Carretera: CM-2200 p.k. 4,00 **Provincia:** CUENCA
Ubicación: Int CM 2109 - Int CUV 5009
Año: 2023
Tipo: COBERTURA

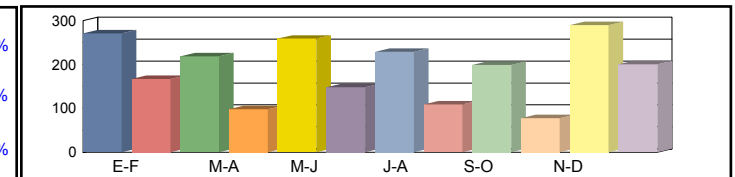
Dirección General de Carreteras

| Ene-Feb | Mar-Abr | May-Jun | Jul-Ago | Sep-Oct | Nov-Dic | IMD |
|---------|---------|---------|---------|---------|---------|-----|
|---------|---------|---------|---------|---------|---------|-----|

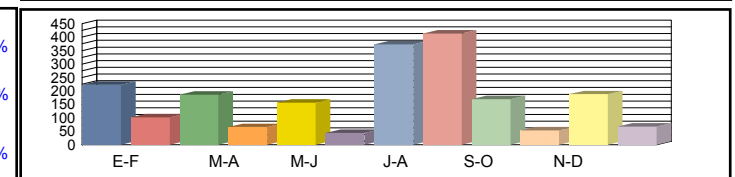
| | | | | | | | | |
|----------------|---------|------------|------------|------------|------------|------------|------------|------------|
| Media Domingos | 00h-24h | 226 31,88% | 235 33,03% | 206 29,00% | 228 32,10% | 252 35,41% | 230 32,35% | 230 32,29% |
| | 06h-22h | 169 22,40% | 181 23,99% | 165 21,81% | 181 23,90% | 196 25,98% | 183 24,26% | 179 23,72% |
| | 08h-14h | 81 18,58% | 105 24,08% | 59 13,67% | 66 15,16% | 74 16,98% | 81 18,59% | 78 17,85% |



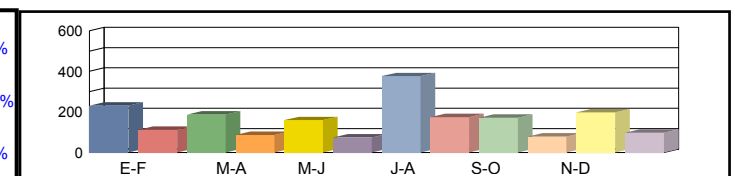
| | | | | | | | | |
|---------------|---------|------------|------------|------------|------------|------------|------------|------------|
| Media Sábados | 00h-24h | 271 38,18% | 219 30,88% | 259 36,40% | 229 32,25% | 199 28,04% | 290 40,86% | 244 34,44% |
| | 06h-22h | 224 29,59% | 167 22,16% | 205 27,16% | 189 25,06% | 158 20,89% | 239 31,62% | 197 26,08% |
| | 08h-14h | 140 32,10% | 86 19,75% | 133 30,59% | 88 20,15% | 102 23,43% | 139 32,01% | 115 26,34% |



| | | | | | | | | |
|-----------------|---------|------------|------------|------------|------------|------------|------------|------------|
| Media Laborales | 00h-24h | 223 31,39% | 186 26,23% | 157 22,10% | 373 52,55% | 170 23,99% | 188 26,40% | 216 30,44% |
| | 06h-22h | 176 23,30% | 147 19,44% | 126 16,67% | 291 38,51% | 139 18,35% | 147 19,51% | 171 22,63% |
| | 08h-14h | 100 23,00% | 76 17,53% | 74 17,05% | 173 39,73% | 79 18,17% | 80 18,50% | 97 22,33% |



| | | | | | | | | |
|--------------|---------|------------|------------|------------|------------|------------|------------|------------|
| Media Diaria | 00h-24h | 230 32,43% | 187 31,55% | 159 31,77% | 376 31,62% | 171 31,49% | 197 32,88% | 220 31,95% |
| | 06h-22h | 182 24,07% | 147 23,23% | 128 23,64% | 295 23,63% | 139 23,34% | 155 24,62% | 174 23,75% |
| | 08h-14h | 103 23,67% | 75 22,69% | 73 22,75% | 162 21,47% | 76 22,20% | 82 23,66% | 95 22,74% |



| | | | | | | | | |
|--------------|---|--|--|--|--|--|--|--|
| Coeficientes | N | | | | | | | |
| | L | | | | | | | |
| Coeficiente | S | | | | | | | |

Los datos en color negro corresponden al total de vehículos y los datos en color azul corresponden a vehículos pesados (en %)



Castilla-La Mancha

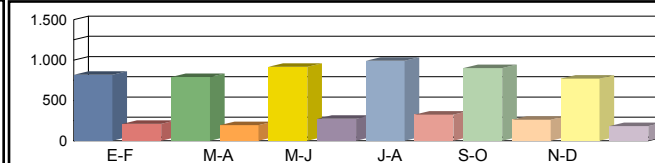
Consejería de Fomento

Estación: CU-57c
Carretera: CM-2109 p.k. 54,50 **Provincia:** CUENCA
Ubicación: Mira - Límite Provincia con Valencia
Año: 2023
Tipo: COBERTURA

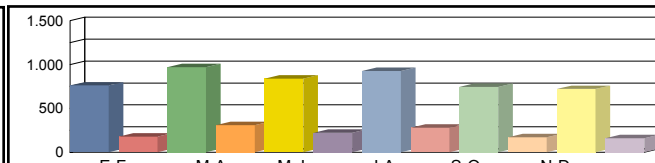
Dirección General de Carreteras

| Ene-Feb | Mar-Abr | May-Jun | Jul-Ago | Sep-Oct | Nov-Dic | IMD |
|---------|---------|---------|---------|---------|---------|-----|
|---------|---------|---------|---------|---------|---------|-----|

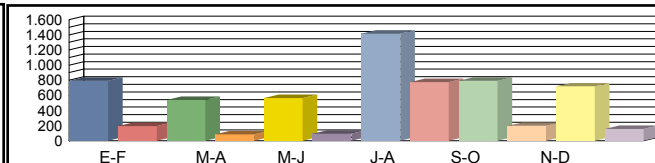
| | | | | | | | | |
|----------------|---------|-------------------|-------------------|-------------------|-------------------|-------------------|-------------------|-------------------|
| Media Domingos | 00h-24h | 818 20,48% | 790 19,78% | 916 22,92% | 990 24,78% | 901 22,56% | 769 19,25% | 864 21,63% |
| | 06h-22h | 779 18,82% | 656 15,84% | 772 18,66% | 924 22,34% | 827 20,00% | 707 17,09% | 778 18,79% |
| | 08h-14h | 296 22,63% | 215 16,46% | 228 17,44% | 268 20,52% | 263 20,14% | 226 17,30% | 249 19,08% |



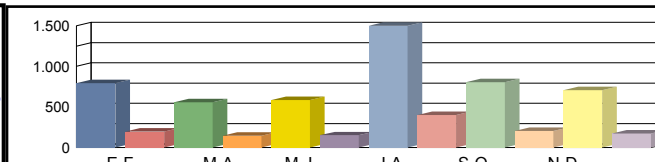
| | | | | | | | | |
|---------------|---------|-------------------|-------------------|-------------------|-------------------|-------------------|-------------------|-------------------|
| Media Sábados | 00h-24h | 761 19,05% | 969 24,25% | 839 20,99% | 926 23,18% | 745 18,64% | 721 18,04% | 827 20,69% |
| | 06h-22h | 708 17,12% | 883 21,36% | 786 18,99% | 840 20,31% | 686 16,59% | 654 15,80% | 760 18,36% |
| | 08h-14h | 302 23,10% | 415 31,81% | 429 32,86% | 407 31,19% | 298 22,82% | 292 22,37% | 357 27,36% |



| | | | | | | | | |
|-----------------|---------|-------------------|-------------------|-------------------|---------------------|-------------------|-------------------|-------------------|
| Media Laborales | 00h-24h | 792 19,82% | 540 13,52% | 567 14,19% | 1.414 35,39% | 794 19,88% | 719 17,99% | 804 20,13% |
| | 06h-22h | 722 17,45% | 496 11,99% | 516 12,48% | 1.272 30,74% | 752 18,18% | 663 16,02% | 737 17,81% |
| | 08h-14h | 298 22,82% | 207 15,86% | 221 16,96% | 508 38,92% | 328 25,09% | 270 20,71% | 305 23,39% |



| | | | | | | | | |
|--------------|---------|-------------------|-------------------|-------------------|---------------------|-------------------|-------------------|--------------------------|
| Media Diaria | 00h-24h | 791 19,81% | 557 20,45% | 584 20,43% | 1.499 21,01% | 803 20,04% | 707 19,49% | 824 20,21% |
| | 06h-22h | 728 17,60% | 505 17,78% | 528 17,84% | 1.353 18,56% | 762 17,69% | 652 17,16% | 755 17,77% |
| | 08h-14h | 298 22,83% | 210 23,19% | 227 23,49% | 527 23,69% | 322 22,44% | 260 21,97% | 307 22,93% |



| | | | | | | | | |
|--------------|---|--|--|--|--|--|--|--|
| Coeficientes | N | | | | | | | |
| | L | | | | | | | |
| Coeficiente | S | | | | | | | |

Los datos en color negro corresponden al total de vehículos y los datos en color azul corresponden a vehículos pesados (en %)



Castilla-La Mancha

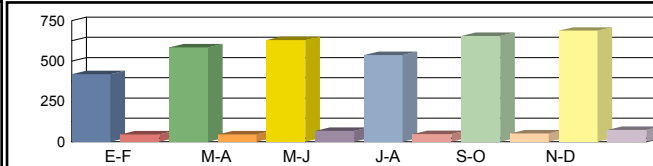
Consejería de Fomento

Estación: CU-59
Carretera: CM-310 p.k. 51,17 **Provincia:** CUENCA
Ubicación: Villamayor de Santiago - Int. CM-3009
Año: 2023
Tipo: PRIMARIA

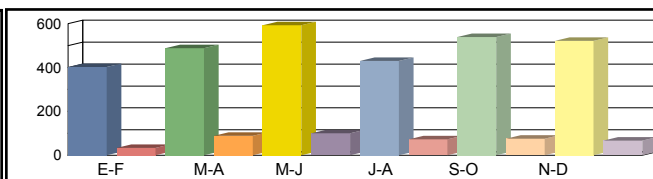
Dirección General de Carreteras

| | Ene-Feb | Mar-Abr | May-Jun | Jul-Ago | Sep-Oct | Nov-Dic | IMD |
|--|---------|---------|---------|---------|---------|---------|-----|
|--|---------|---------|---------|---------|---------|---------|-----|

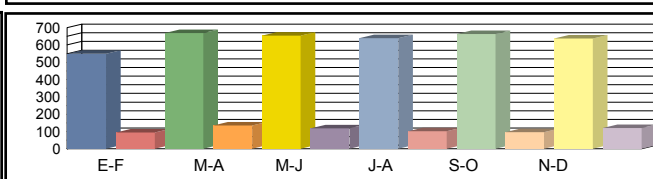
| | | | | | | | | |
|----------------|---------|-------------------|------------------|-------------------|------------------|------------------|-------------------|------------------|
| Media Domingos | 00h-24h | 418 10,05% | 584 7,36% | 629 9,70% | 538 8,18% | 655 7,48% | 688 9,59% | 585 8,73% |
| | 06h-22h | 363 7,16% | 527 6,45% | 513 7,60% | 482 5,39% | 616 6,17% | 609 8,05% | 518 6,80% |
| | 08h-14h | 132 6,06% | 181 5,52% | 166 10,84% | 138 7,97% | 191 6,28% | 178 12,36% | 164 8,17% |



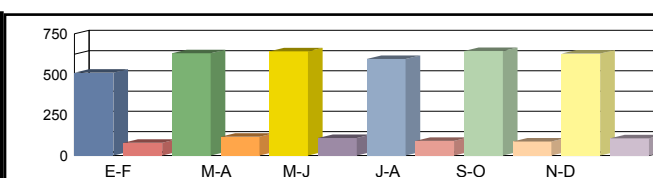
| | | | | | | | | |
|---------------|---------|------------------|-------------------|-------------------|-------------------|-------------------|-------------------|-------------------|
| Media Sábados | 00h-24h | 403 7,69% | 488 15,37% | 593 14,50% | 430 14,42% | 539 12,24% | 521 11,32% | 496 12,59% |
| | 06h-22h | 317 6,31% | 409 11,98% | 505 13,47% | 382 12,83% | 492 9,76% | 440 9,77% | 424 10,69% |
| | 08h-14h | 133 3,01% | 146 13,01% | 210 17,62% | 204 6,86% | 208 11,06% | 159 7,55% | 177 9,85% |



| | | | | | | | | |
|-----------------|---------|-------------------|-------------------|-------------------|-------------------|-------------------|-------------------|-------------------|
| Media Laborales | 00h-24h | 550 14,73% | 669 16,74% | 654 15,29% | 639 13,77% | 663 12,67% | 638 15,83% | 636 14,84% |
| | 06h-22h | 486 11,73% | 594 15,15% | 571 14,19% | 593 12,65% | 621 10,79% | 575 14,96% | 573 13,24% |
| | 08h-14h | 200 11,00% | 254 15,35% | 252 15,08% | 225 12,44% | 293 8,19% | 251 13,15% | 246 12,54% |



| | | | | | | | | |
|--------------|---------|-------------------|-------------------|-------------------|-------------------|-------------------|-------------------|--------------------------|
| Media Diaria | 00h-24h | 510 13,33% | 631 15,37% | 642 14,33% | 595 13,11% | 644 11,80% | 628 14,33% | 608 13,71% |
| | 06h-22h | 445 10,79% | 558 13,62% | 553 13,20% | 547 11,70% | 602 9,97% | 560 13,21% | 544 12,08% |
| | 08h-14h | 180 9,44% | 228 14,04% | 233 15,02% | 210 11,43% | 266 8,27% | 227 12,33% | 224 11,76% |



| | | | | | | | | |
|--------------|---|---------|---------|---------|---------|---------|---------|---------|
| Coeficientes | N | 1,13169 | 1,12626 | 1,14536 | 1,07757 | 1,06763 | 1,10957 | |
| | L | 1,15636 | 0,95067 | 0,97248 | 0,99531 | 0,95928 | 0,99687 | |
| Coeficiente | S | | | | | | | 0,95710 |

Los datos en color negro corresponden al total de vehículos y los datos en color azul corresponden a vehículos pesados (en %)



Castilla-La Mancha

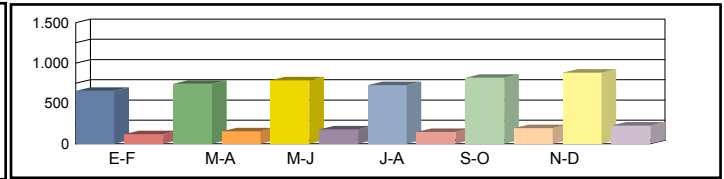
Consejería de Fomento

Estación: CU-59a
Carretera: CM-3013 p.k. 5,00 **Provincia:** CUENCA
Ubicación: Villamayor de Santiago - los Hinojosos
Año: 2023
Tipo: COBERTURA

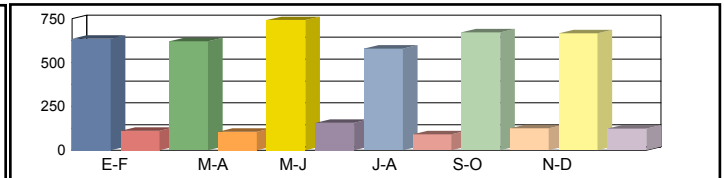
Dirección General de Carreteras

| Ene-Feb | Mar-Abr | May-Jun | Jul-Ago | Sep-Oct | Nov-Dic | IMD |
|---------|---------|---------|---------|---------|---------|-----|
|---------|---------|---------|---------|---------|---------|-----|

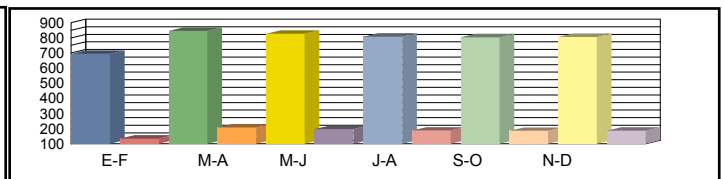
| | | | | | | | | |
|----------------|---------|-------------------|-------------------|-------------------|-------------------|-------------------|-------------------|-------------------|
| Media Domingos | 00h-24h | 658 15,41% | 743 17,40% | 787 18,42% | 726 17,00% | 817 19,13% | 880 20,60% | 768 17,99% |
| | 06h-22h | 606 13,17% | 702 15,25% | 689 14,98% | 655 14,23% | 760 16,53% | 808 17,56% | 703 15,29% |
| | 08h-14h | 274 11,96% | 297 12,95% | 266 11,62% | 246 10,72% | 269 11,71% | 293 12,79% | 274 11,96% |



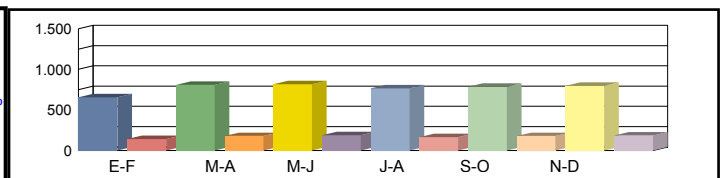
| | | | | | | | | |
|---------------|---------|-------------------|-------------------|-------------------|-------------------|-------------------|-------------------|-------------------|
| Media Sábados | 00h-24h | 635 14,86% | 621 14,54% | 742 17,37% | 580 13,59% | 672 15,74% | 666 15,60% | 653 15,28% |
| | 06h-22h | 529 11,51% | 545 11,84% | 679 14,75% | 519 11,28% | 607 13,20% | 584 12,69% | 577 12,54% |
| | 08h-14h | 276 12,05% | 239 10,44% | 337 14,70% | 363 15,84% | 292 12,75% | 262 11,42% | 295 12,87% |



| | | | | | | | | |
|-----------------|---------|-------------------|-------------------|-------------------|-------------------|-------------------|-------------------|-------------------|
| Media Laborales | 00h-24h | 694 16,26% | 845 19,78% | 826 19,34% | 807 18,89% | 803 18,80% | 806 18,86% | 797 18,66% |
| | 06h-22h | 630 13,70% | 770 16,74% | 740 16,09% | 769 16,71% | 743 16,15% | 746 16,21% | 733 15,93% |
| | 08h-14h | 304 13,26% | 386 16,84% | 383 16,71% | 342 14,92% | 374 16,31% | 382 16,64% | 362 15,78% |



| | | | | | | | | |
|--------------|---------|-------------------|-------------------|-------------------|-------------------|-------------------|-------------------|-------------------|
| Media Diaria | 00h-24h | 655 17,76% | 809 18,00% | 815 18,55% | 764 17,80% | 786 18,41% | 797 18,60% | 771 18,19% |
| | 06h-22h | 588 15,06% | 735 15,41% | 723 15,78% | 723 15,18% | 726 15,78% | 732 15,86% | 704 15,51% |
| | 08h-14h | 281 15,08% | 355 14,99% | 362 15,41% | 324 15,44% | 347 15,15% | 354 15,11% | 337 15,20% |



| | | | | | | | | |
|--------------|---|--|--|--|--|--|--|--|
| Coeficientes | N | | | | | | | |
| | L | | | | | | | |
| Coeficiente | S | | | | | | | |

Los datos en color negro corresponden al total de vehículos y los datos en color azul corresponden a vehículos pesados (en %)



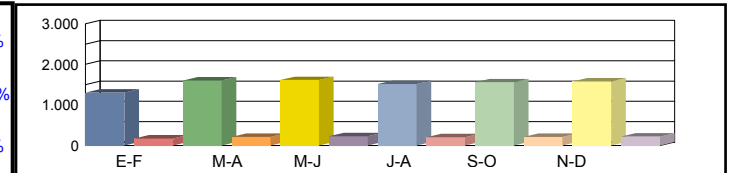
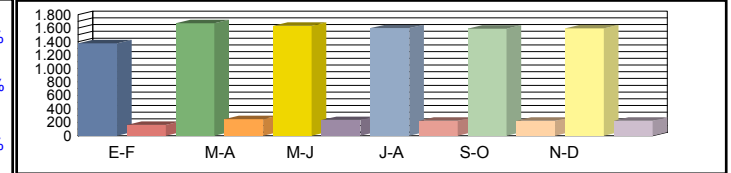
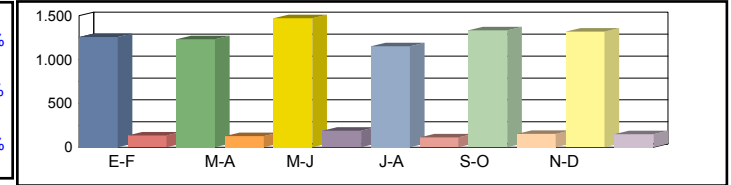
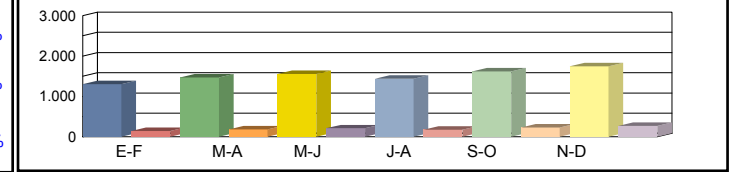
Castilla-La Mancha

Consejería de Fomento

Estación: CU-59b
Carretera: CM-310 p.k. 45,50 **Provincia:** CUENCA
Ubicación: Límite Provincia Toledo - Villamayor de Santiago
Año: 2023
Tipo: COBERTURA

Dirección General de Carreteras

| | Ene-Feb | Mar-Abr | May-Jun | Jul-Ago | Sep-Oct | Nov-Dic | IMD |
|--|---------|---------|---------|---------|---------|---------|-----|
|--|---------|---------|---------|---------|---------|---------|-----|



| | | | | | | | | | | | | | | | |
|----------|---------|-------|--------|-------|--------|-------|--------|-------|--------|-------|--------|-------|--------|-------|--------|
| Media | 00h-24h | 1.304 | 10,05% | 1.472 | 11,34% | 1.559 | 12,01% | 1.439 | 11,08% | 1.618 | 12,47% | 1.743 | 13,43% | 1.522 | 11,73% |
| Domingos | 06h-22h | 1.237 | 8,66% | 1.433 | 10,02% | 1.407 | 9,85% | 1.337 | 9,35% | 1.552 | 10,86% | 1.650 | 11,54% | 1.436 | 10,05% |
| | 08h-14h | 565 | 9,14% | 611 | 9,90% | 549 | 8,88% | 506 | 8,19% | 553 | 8,95% | 604 | 9,78% | 565 | 9,14% |

| | | | | | | | | | | | | | | | |
|---------|---------|-------|-------|-------|-------|-------|--------|-------|--------|-------|--------|-------|--------|-------|-------|
| Media | 00h-24h | 1.257 | 9,68% | 1.230 | 9,48% | 1.470 | 11,32% | 1.150 | 8,86% | 1.332 | 10,26% | 1.320 | 10,17% | 1.293 | 9,96% |
| Sábados | 06h-22h | 1.081 | 7,56% | 1.112 | 7,78% | 1.385 | 9,69% | 1.059 | 7,41% | 1.240 | 8,67% | 1.192 | 8,34% | 1.178 | 8,24% |
| | 08h-14h | 569 | 9,21% | 493 | 7,98% | 694 | 11,24% | 748 | 12,11% | 602 | 9,75% | 539 | 8,73% | 608 | 9,84% |

| | | | | | | | | | | | | | | | |
|-----------|---------|-------|--------|-------|--------|-------|--------|-------|--------|-------|--------|-------|--------|-------|--------|
| Media | 00h-24h | 1.376 | 10,60% | 1.674 | 12,89% | 1.636 | 12,60% | 1.599 | 12,31% | 1.591 | 12,26% | 1.596 | 12,29% | 1.579 | 12,16% |
| Laborales | 06h-22h | 1.287 | 9,00% | 1.573 | 11,00% | 1.512 | 10,58% | 1.570 | 10,98% | 1.517 | 10,61% | 1.522 | 10,65% | 1.497 | 10,47% |
| | 08h-14h | 626 | 10,14% | 795 | 12,87% | 789 | 12,77% | 704 | 11,40% | 770 | 12,47% | 786 | 12,72% | 745 | 12,06% |

| | | | | | | | | | | | | | | | |
|--------|---------|-------|--------|-------|--------|-------|--------|-------|--------|-------|--------|-------|--------|--------------|---------------|
| Media | 00h-24h | 1.299 | 11,57% | 1.602 | 11,73% | 1.613 | 12,09% | 1.514 | 11,60% | 1.558 | 12,00% | 1.579 | 12,13% | 1.528 | 11,85% |
| Diaria | 06h-22h | 1.200 | 9,90% | 1.501 | 10,12% | 1.478 | 10,37% | 1.476 | 9,98% | 1.482 | 10,37% | 1.494 | 10,42% | 1.438 | 10,19% |
| | 08h-14h | 579 | 11,53% | 731 | 11,46% | 745 | 11,78% | 667 | 11,81% | 715 | 11,58% | 728 | 11,55% | 694 | 11,62% |

| | | | | | | | | | | | | | | | |
|--------------|---|--|--|--|--|--|--|--|--|--|--|--|--|--|--|
| Coeficientes | N | | | | | | | | | | | | | | |
| | L | | | | | | | | | | | | | | |
| Coeficiente | S | | | | | | | | | | | | | | |

Los datos en color negro corresponden al total de vehículos y los datos en color azul corresponden a vehículos pesados (en %)



Castilla-La Mancha

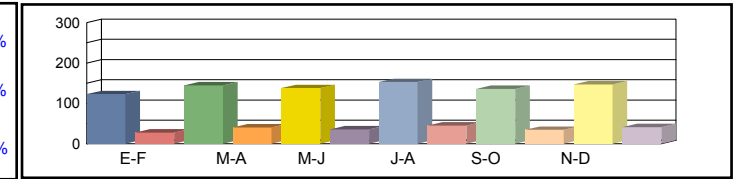
Consejería de Fomento

Estación: CU-60
Carretera: CM-3011 p.k. 7,50 **Provincia:** CUENCA
Ubicación: Villarrubio - Int. CM-310
Año: 2023
Tipo: COBERTURA

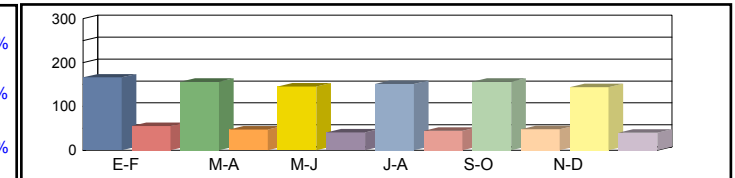
Dirección General de Carreteras

| | Ene-Feb | Mar-Abr | May-Jun | Jul-Ago | Sep-Oct | Nov-Dic | IMD |
|--|---------|---------|---------|---------|---------|---------|-----|
|--|---------|---------|---------|---------|---------|---------|-----|

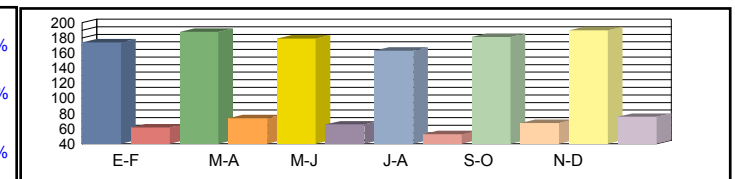
| | | | | | | | | |
|----------------|---------|------------|------------|------------|------------|------------|------------|------------|
| Media Domingos | 00h-24h | 123 18,44% | 145 21,73% | 138 20,69% | 153 22,90% | 136 20,30% | 147 21,97% | 140 21,00% |
| | 06h-22h | 81 18,87% | 95 22,10% | 85 19,89% | 91 21,31% | 80 18,59% | 95 22,24% | 88 20,50% |
| | 08h-14h | 19 22,93% | 25 30,42% | 22 26,38% | 18 22,30% | 14 16,94% | 34 41,02% | 22 26,67% |



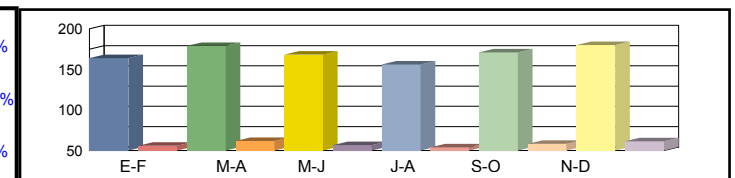
| | | | | | | | | |
|---------------|---------|------------|------------|------------|------------|------------|------------|------------|
| Media Sábados | 00h-24h | 166 24,91% | 156 23,30% | 145 21,78% | 151 22,62% | 156 23,44% | 144 21,60% | 153 22,94% |
| | 06h-22h | 109 25,47% | 101 23,57% | 95 22,15% | 101 23,46% | 98 22,89% | 93 21,78% | 100 23,22% |
| | 08h-14h | 40 49,01% | 34 40,65% | 27 33,18% | 38 45,76% | 28 33,49% | 28 33,74% | 32 39,31% |



| | | | | | | | | |
|-----------------|---------|------------|------------|------------|------------|------------|------------|------------|
| Media Laborales | 00h-24h | 174 26,11% | 188 28,21% | 179 26,82% | 163 24,40% | 181 27,17% | 190 28,49% | 179 26,87% |
| | 06h-22h | 116 27,14% | 126 29,43% | 119 27,73% | 106 24,76% | 119 27,75% | 128 29,81% | 119 27,77% |
| | 08h-14h | 33 39,54% | 36 43,06% | 34 41,18% | 29 34,94% | 36 43,30% | 37 45,01% | 34 41,17% |



| | | | | | | | | |
|--------------|---------|------------|------------|------------|------------|------------|------------|------------|
| Media Diaria | 00h-24h | 164 25,35% | 179 25,59% | 168 25,22% | 156 25,66% | 171 25,40% | 180 25,38% | 170 25,43% |
| | 06h-22h | 109 26,14% | 120 26,33% | 111 25,81% | 100 26,20% | 110 25,73% | 120 26,10% | 112 26,05% |
| | 08h-14h | 32 39,69% | 35 39,56% | 31 37,92% | 28 39,13% | 32 36,62% | 36 40,09% | 32 38,84% |



| | | | | | | | | |
|--------------|---|--|--|--|--|--|--|--|
| Coeficientes | N | | | | | | | |
| | L | | | | | | | |
| Coeficiente | S | | | | | | | |

Los datos en color negro corresponden al total de vehículos y los datos en color azul corresponden a vehículos pesados (en %)



Castilla-La Mancha

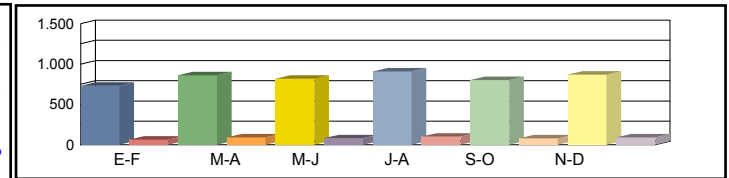
Consejería de Fomento

Estación: CU-60a
Carretera: CM-310 p.k. 74,50 **Provincia:** CUENCA
Ubicación: Int. CM-3009 - Saelices
Año: 2023
Tipo: COBERTURA

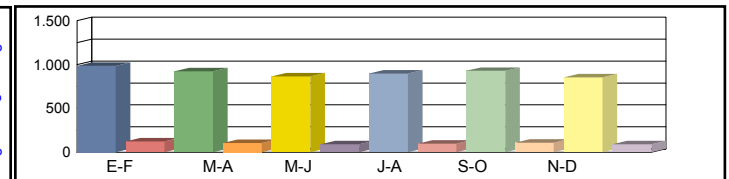
Dirección General de Carreteras

| Ene-Feb | Mar-Abr | May-Jun | Jul-Ago | Sep-Oct | Nov-Dic | IMD |
|---------|---------|---------|---------|---------|---------|-----|
|---------|---------|---------|---------|---------|---------|-----|

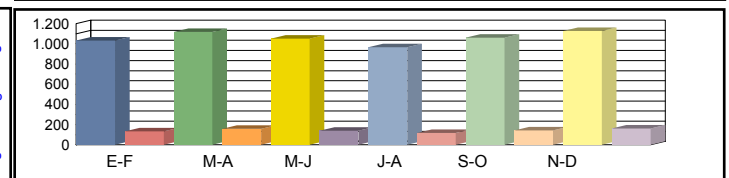
| | | | | | | | | |
|----------|---------|-----------|-----------|-----------|------------|-----------|-----------|-----------|
| Media | 00h-24h | 730 8,16% | 861 9,61% | 819 9,15% | 907 10,13% | 804 8,98% | 870 9,72% | 832 9,29% |
| Domingos | 06h-22h | 684 7,51% | 801 8,80% | 721 7,92% | 772 8,49% | 674 7,40% | 806 8,86% | 743 8,16% |
| | 08h-14h | 261 5,34% | 346 7,09% | 301 6,15% | 254 5,20% | 193 3,95% | 467 9,56% | 304 6,21% |



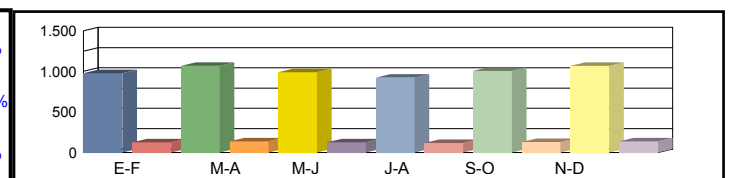
| | | | | | | | | |
|---------|---------|------------|------------|-----------|------------|------------|-----------|------------|
| Media | 00h-24h | 986 11,02% | 923 10,31% | 863 9,64% | 896 10,01% | 928 10,37% | 855 9,56% | 908 10,15% |
| Sábados | 06h-22h | 923 10,15% | 854 9,39% | 803 8,82% | 850 9,35% | 830 9,12% | 789 8,68% | 842 9,25% |
| | 08h-14h | 558 11,42% | 463 9,47% | 378 7,73% | 521 10,66% | 382 7,80% | 384 7,86% | 448 9,16% |



| | | | | | | | | |
|-----------|---------|--------------|--------------|--------------|------------|--------------|--------------|--------------|
| Media | 00h-24h | 1.034 11,55% | 1.117 12,48% | 1.051 11,74% | 966 10,79% | 1.062 11,86% | 1.128 12,61% | 1.060 11,84% |
| Laborales | 06h-22h | 983 10,81% | 1.066 11,72% | 997 10,96% | 897 9,86% | 1.005 11,04% | 1.080 11,87% | 1.005 11,04% |
| | 08h-14h | 450 9,21% | 490 10,03% | 469 9,59% | 398 8,14% | 469 9,59% | 513 10,49% | 465 9,51% |



| | | | | | | | | |
|--------|---------|------------|--------------|------------|------------|--------------|--------------|--------------|
| Media | 00h-24h | 977 11,21% | 1.066 11,32% | 989 11,16% | 924 11,35% | 1.006 11,24% | 1.068 11,23% | 1.005 11,25% |
| Diaria | 06h-22h | 927 10,41% | 1.012 10,49% | 928 10,28% | 848 10,44% | 933 10,25% | 1.016 10,39% | 944 10,38% |
| | 08h-14h | 434 9,25% | 471 9,22% | 432 8,84% | 378 9,12% | 417 8,53% | 500 9,34% | 439 9,05% |



| | | | | | | | | |
|--------------|---|--|--|--|--|--|--|--|
| Coeficientes | N | | | | | | | |
| | L | | | | | | | |
| Coeficiente | S | | | | | | | |

Los datos en color negro corresponden al total de vehículos y los datos en color azul corresponden a vehículos pesados (en %)



Castilla-La Mancha

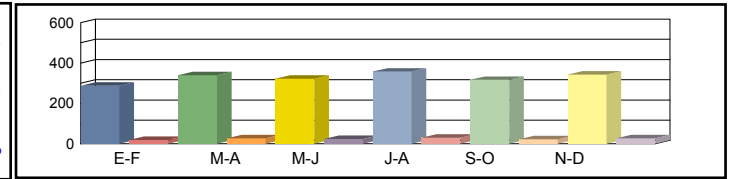
Consejería de Fomento

Estación: CU-61
Carretera: CM-3120 p.k. 3,00 **Provincia:** CUENCA
Ubicación: Villarejo de Fuentes - Montalbo
Año: 2023
Tipo: COBERTURA

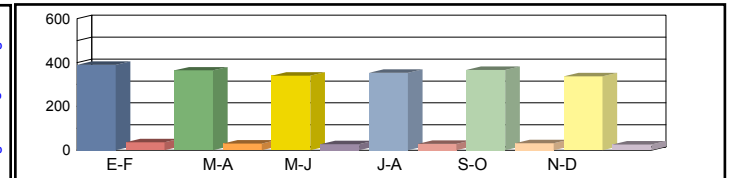
Dirección General de Carreteras

| Ene-Feb | Mar-Abr | May-Jun | Jul-Ago | Sep-Oct | Nov-Dic | IMD |
|---------|---------|---------|---------|---------|---------|-----|
|---------|---------|---------|---------|---------|---------|-----|

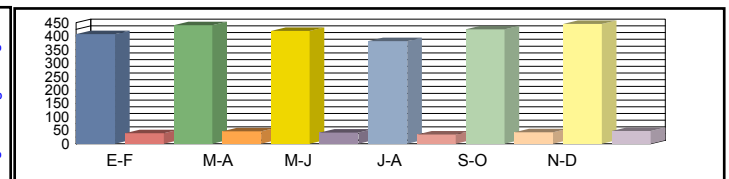
| | | | | | | | | |
|----------|---------|------------------|------------------|------------------|------------------|------------------|------------------|------------------|
| Media | 00h-24h | 288 6,24% | 340 7,35% | 323 7,00% | 358 7,74% | 317 6,87% | 343 7,43% | 328 7,10% |
| Domingos | 06h-22h | 222 5,83% | 261 6,82% | 234 6,14% | 251 6,58% | 219 5,74% | 262 6,87% | 242 6,33% |
| | 08h-14h | 85 0,36% | 113 0,48% | 98 0,42% | 83 0,35% | 63 0,27% | 152 0,65% | 99 0,42% |



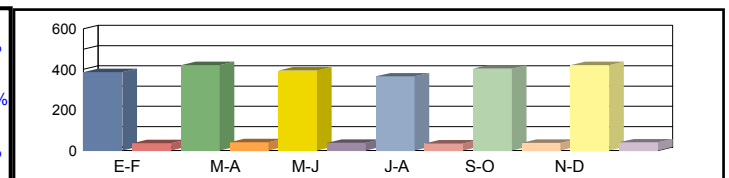
| | | | | | | | | |
|---------|---------|------------------|------------------|------------------|------------------|------------------|------------------|------------------|
| Media | 00h-24h | 389 8,42% | 364 7,88% | 340 7,37% | 353 7,65% | 366 7,93% | 337 7,30% | 358 7,76% |
| Sábados | 06h-22h | 300 7,87% | 278 7,28% | 261 6,84% | 277 7,25% | 270 7,07% | 257 6,73% | 274 7,17% |
| | 08h-14h | 182 0,78% | 151 0,65% | 123 0,53% | 170 0,73% | 124 0,53% | 125 0,54% | 146 0,62% |



| | | | | | | | | |
|-----------|---------|------------------|------------------|------------------|------------------|------------------|------------------|------------------|
| Media | 00h-24h | 408 8,83% | 441 9,54% | 419 9,07% | 381 8,25% | 425 9,19% | 445 9,64% | 420 9,09% |
| Laborales | 06h-22h | 320 8,38% | 347 9,09% | 327 8,56% | 292 7,64% | 327 8,57% | 351 9,20% | 327 8,57% |
| | 08h-14h | 147 0,63% | 160 0,68% | 153 0,65% | 130 0,55% | 161 0,69% | 167 0,71% | 153 0,65% |



| | | | | | | | | |
|--------|---------|------------------|------------------|------------------|------------------|------------------|------------------|-------------------------|
| Media | 00h-24h | 386 8,57% | 421 8,65% | 394 8,53% | 365 8,68% | 403 8,59% | 421 8,58% | 398 8,60% |
| Diaria | 06h-22h | 302 8,07% | 330 8,13% | 304 7,97% | 276 8,09% | 303 7,95% | 330 8,06% | 308 8,04% |
| | 08h-14h | 142 0,63% | 154 0,63% | 141 0,60% | 124 0,62% | 143 0,58% | 163 0,64% | 144 0,62% |



| | | | | | | | | |
|--------------|---|--|--|--|--|--|--|--|
| Coeficientes | N | | | | | | | |
| | L | | | | | | | |
| Coeficiente | S | | | | | | | |

Los datos en color negro corresponden al total de vehículos y los datos en color azul corresponden a vehículos pesados (en %)



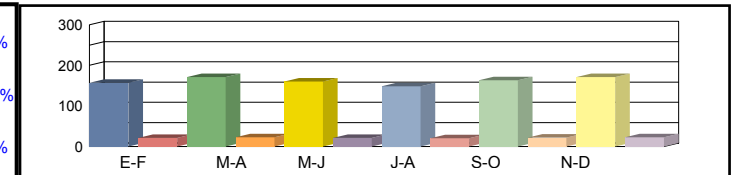
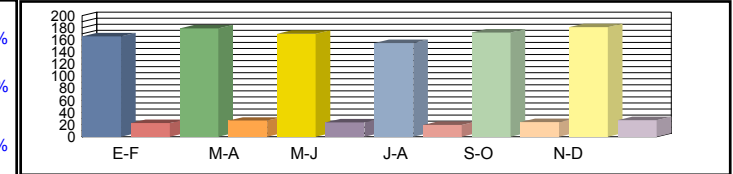
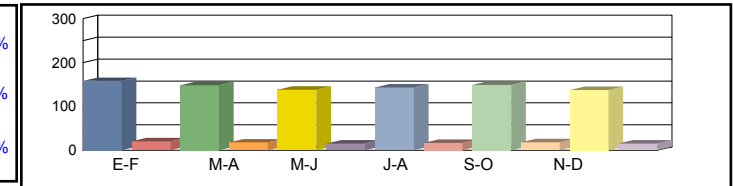
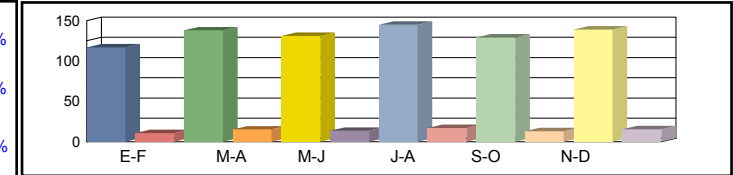
Castilla-La Mancha

Consejería de Fomento

Estación: CU-61a
Carretera: CM-3009 p.k. 22,00 **Provincia:** CUENCA
Ubicación: Villarejo de Fuentes - Int. CM-3108 (Fuentelespino de Haro)
Año: 2023
Tipo: COBERTURA

Dirección General de Carreteras

| | | Ene-Feb | Mar-Abr | May-Jun | Jul-Ago | Sep-Oct | Nov-Dic | IMD |
|-----------------|---------|------------|------------|------------|------------|------------|------------|-------------------|
| Media Domingos | 00h-24h | 117 8,49% | 138 10,01% | 131 9,53% | 145 10,55% | 129 9,35% | 139 10,12% | 133 9,68% |
| | 06h-22h | 99 9,85% | 116 11,54% | 104 10,39% | 111 11,13% | 97 9,71% | 116 11,61% | 107 10,71% |
| | 08h-14h | 23 8,15% | 30 10,81% | 26 9,38% | 22 7,93% | 17 6,02% | 41 14,58% | 26 9,48% |
| Media Sábados | 00h-24h | 158 11,47% | 148 10,73% | 138 10,04% | 143 10,42% | 149 10,80% | 137 9,95% | 146 10,57% |
| | 06h-22h | 133 13,30% | 123 12,31% | 116 11,57% | 123 12,25% | 120 11,95% | 114 11,38% | 122 12,13% |
| | 08h-14h | 49 17,42% | 40 14,45% | 33 11,79% | 46 16,26% | 33 11,90% | 34 11,99% | 39 13,97% |
| Media Laborales | 00h-24h | 166 12,03% | 179 13,00% | 170 12,35% | 155 11,24% | 172 12,52% | 181 13,13% | 170 12,38% |
| | 06h-22h | 142 14,17% | 154 15,37% | 145 14,48% | 129 12,93% | 145 14,49% | 156 15,57% | 145 14,50% |
| | 08h-14h | 39 14,05% | 43 15,30% | 41 14,63% | 35 12,42% | 43 15,39% | 45 16,00% | 41 14,63% |
| Media Diaria | 00h-24h | 157 11,68% | 171 11,79% | 160 11,62% | 148 11,82% | 163 11,70% | 171 11,69% | 162 11,72% |
| | 06h-22h | 134 13,65% | 146 13,75% | 135 13,48% | 122 13,69% | 135 13,44% | 147 13,63% | 136 13,61% |
| | 08h-14h | 38 14,11% | 41 14,06% | 38 13,48% | 33 13,91% | 38 13,01% | 44 14,25% | 39 13,80% |
| Coeficientes | N | | | | | | | |
| | L | | | | | | | |
| Coeficiente | S | | | | | | | |



Los datos en color negro corresponden al total de vehículos y los datos en color azul corresponden a vehículos pesados (en %)



Castilla-La Mancha

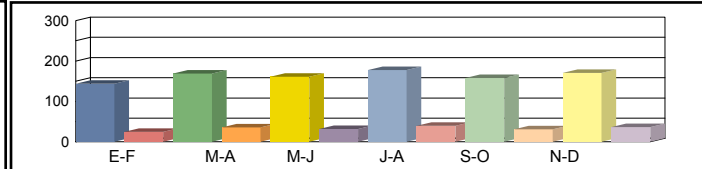
Consejería de Fomento

Estación: CU-61c
Carretera: CM-3009 p.k. 13,00 **Provincia:** CUENCA
Ubicación: Saelices - Villarejo de Fuentes
Año: 2023
Tipo: COBERTURA

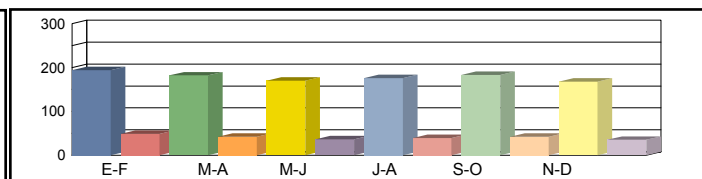
Dirección General de Carreteras

| | Ene-Feb | Mar-Abr | May-Jun | Jul-Ago | Sep-Oct | Nov-Dic | IMD |
|--|---------|---------|---------|---------|---------|---------|-----|
|--|---------|---------|---------|---------|---------|---------|-----|

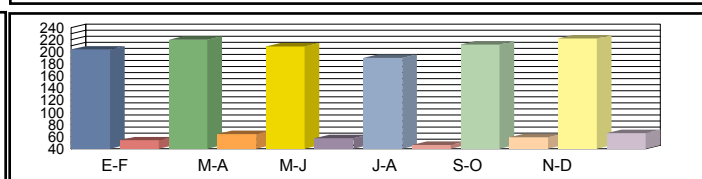
| | | | | | | | | |
|----------------|---------|------------|------------|------------|------------|------------|------------|------------|
| Media Domingos | 00h-24h | 144 14,80% | 169 17,45% | 161 16,61% | 178 18,39% | 158 16,30% | 171 17,64% | 164 16,86% |
| | 06h-22h | 105 17,23% | 123 20,18% | 110 18,16% | 118 19,46% | 103 16,98% | 123 20,31% | 114 18,72% |
| | 08h-14h | 36 5,22% | 47 6,93% | 41 6,01% | 35 5,08% | 26 3,86% | 64 9,34% | 42 6,07% |



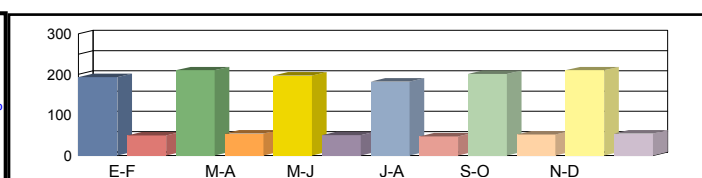
| | | | | | | | | |
|---------------|---------|------------|------------|------------|------------|------------|------------|------------|
| Media Sábados | 00h-24h | 194 20,00% | 182 18,70% | 170 17,49% | 176 18,16% | 183 18,82% | 168 17,34% | 179 18,42% |
| | 06h-22h | 141 23,26% | 131 21,53% | 123 20,22% | 130 21,43% | 127 20,90% | 121 19,89% | 129 21,21% |
| | 08h-14h | 76 11,16% | 63 9,26% | 52 7,55% | 71 10,42% | 52 7,63% | 52 7,68% | 61 8,95% |



| | | | | | | | | |
|-----------------|---------|------------|------------|------------|------------|------------|------------|------------|
| Media Laborales | 00h-24h | 204 20,97% | 220 22,65% | 209 21,53% | 190 19,59% | 212 21,82% | 222 22,88% | 210 21,57% |
| | 06h-22h | 151 24,78% | 163 26,87% | 154 25,32% | 137 22,61% | 154 25,35% | 166 27,22% | 154 25,36% |
| | 08h-14h | 61 9,00% | 67 9,80% | 64 9,38% | 54 7,96% | 67 9,86% | 70 10,25% | 64 9,37% |



| | | | | | | | | |
|--------------|---------|------------|------------|------------|------------|------------|------------|------------|
| Media Diaria | 00h-24h | 193 20,35% | 210 20,54% | 197 20,25% | 182 20,60% | 201 20,40% | 210 20,38% | 199 20,42% |
| | 06h-22h | 142 23,87% | 155 24,05% | 143 23,57% | 129 23,93% | 143 23,50% | 156 23,83% | 145 23,79% |
| | 08h-14h | 59 9,04% | 64 9,01% | 59 8,63% | 51 8,91% | 60 8,34% | 68 9,13% | 60 8,84% |



| | | | | | | | | |
|--------------|---|--|--|--|--|--|--|--|
| Coeficientes | N | | | | | | | |
| | L | | | | | | | |
| Coeficiente | S | | | | | | | |

Los datos en color negro corresponden al total de vehículos y los datos en color azul corresponden a vehículos pesados (en %)



Castilla-La Mancha

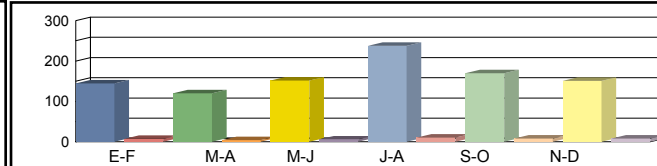
Consejería de Fomento

Estación: CU-62
Carretera: CM-3118 p.k. 13,00 **Provincia:** CUENCA
Ubicación: Int. CM-3009 - Villar de Cañas - Villares del Saz
Año: 2023
Tipo: PERMANENTE

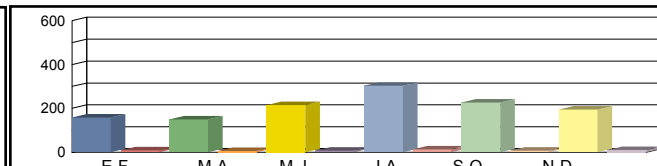
Dirección General de Carreteras

| Ene-Feb | Mar-Abr | May-Jun | Jul-Ago | Sep-Oct | Nov-Dic | IMD |
|---------|---------|---------|---------|---------|---------|-----|
|---------|---------|---------|---------|---------|---------|-----|

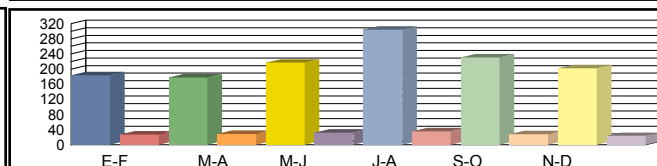
| | | | | | | | | |
|----------------|---------|-----------|-----------|-----------|-----------|-----------|-----------|-----------|
| Media Domingos | 00h-24h | 145 4,83% | 120 3,33% | 152 3,95% | 238 4,20% | 170 4,71% | 151 5,30% | 163 4,39% |
| | 06h-22h | 126 5,56% | 116 3,45% | 142 3,52% | 215 4,19% | 160 4,38% | 144 5,56% | 150 4,44% |
| | 08h-14h | 56 8,93% | 58 5,17% | 70 2,86% | 113 3,54% | 78 2,56% | 70 5,71% | 74 4,80% |



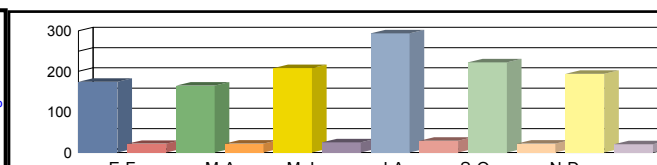
| | | | | | | | | |
|---------------|---------|-----------|-----------|-----------|-----------|-----------|-----------|-----------|
| Media Sábados | 00h-24h | 159 5,03% | 150 3,33% | 215 3,26% | 303 3,96% | 227 3,08% | 195 5,13% | 208 3,97% |
| | 06h-22h | 150 5,33% | 142 3,52% | 190 3,16% | 280 3,93% | 208 2,88% | 186 5,38% | 193 4,03% |
| | 08h-14h | 78 6,41% | 84 2,38% | 105 2,86% | 166 3,61% | 114 3,51% | 92 5,43% | 106 4,03% |



| | | | | | | | | |
|-----------------|---------|------------|------------|------------|------------|------------|------------|------------|
| Media Laborales | 00h-24h | 184 13,04% | 178 14,04% | 217 12,90% | 304 10,53% | 231 10,82% | 202 10,40% | 219 11,96% |
| | 06h-22h | 179 12,85% | 173 13,87% | 205 13,17% | 284 10,56% | 219 10,96% | 195 10,77% | 209 12,03% |
| | 08h-14h | 92 14,13% | 92 13,04% | 101 13,86% | 144 11,11% | 109 11,01% | 98 11,22% | 106 12,40% |



| | | | | | | | | |
|--------------|---------|------------|------------|------------|-----------|-----------|-----------|------------|
| Media Diaria | 00h-24h | 174 10,92% | 165 11,52% | 208 10,58% | 294 8,84% | 222 9,01% | 194 9,28% | 210 10,02% |
| | 06h-22h | 168 11,31% | 160 11,25% | 195 11,28% | 273 8,79% | 209 9,09% | 187 9,63% | 199 10,22% |
| | 08h-14h | 84 11,90% | 85 10,59% | 98 11,22% | 143 9,09% | 105 9,52% | 93 9,68% | 101 10,33% |



| | | | | | | | | |
|--------------|---|---------|---------|---------|---------|---------|---------|---------|
| Coeficientes | N | 1,02793 | 1,02890 | 1,05854 | 1,07042 | 1,05479 | 1,03590 | |
| | L | 1,19022 | 1,23034 | 1,00922 | 0,72039 | 0,94805 | 1,08416 | |
| Coeficiente | S | | | | | | | 0,95629 |

Los datos en color negro corresponden al total de vehículos y los datos en color azul corresponden a vehículos pesados (en %)



Castilla-La Mancha

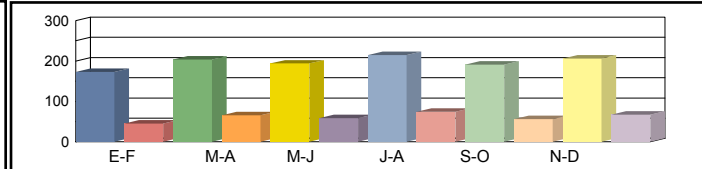
Consejería de Fomento

Estación: CU-63
Carretera: CM-3009 p.k. 42,00 **Provincia:** CUENCA
Ubicación: Int. CM-3108 (Fuentelespino de Haro) - Villaescusa de Haro
Año: 2023
Tipo: COBERTURA

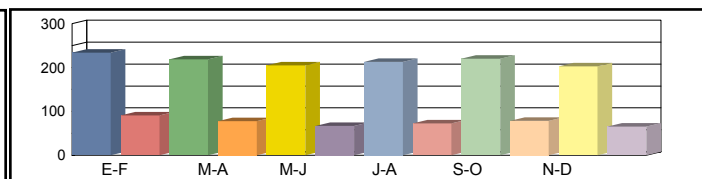
Dirección General de Carreteras

| | Ene-Feb | Mar-Abr | May-Jun | Jul-Ago | Sep-Oct | Nov-Dic | IMD |
|--|---------|---------|---------|---------|---------|---------|-----|
|--|---------|---------|---------|---------|---------|---------|-----|

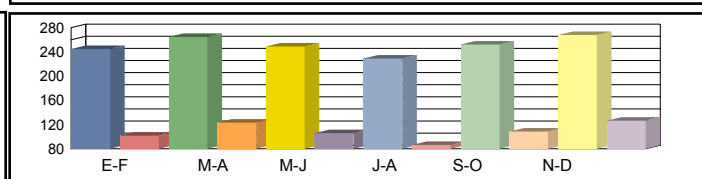
| | | | | | | | | |
|----------------|---------|------------|------------|------------|------------|------------|------------|------------|
| Media Domingos | 00h-24h | 173 20,73% | 204 24,44% | 194 23,27% | 215 25,75% | 191 22,83% | 206 24,71% | 197 23,62% |
| | 06h-22h | 147 18,90% | 172 22,14% | 155 19,92% | 166 21,35% | 145 18,62% | 173 22,27% | 160 20,53% |
| | 08h-14h | 62 18,06% | 82 23,96% | 71 20,78% | 60 17,56% | 46 13,35% | 111 32,31% | 72 21,00% |



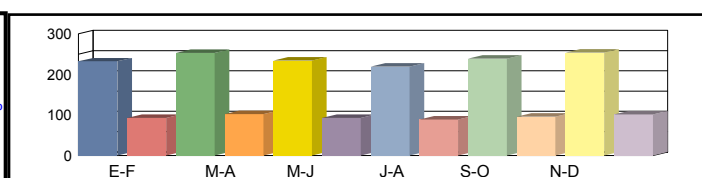
| | | | | | | | | |
|---------------|---------|------------|------------|------------|------------|------------|------------|------------|
| Media Sábados | 00h-24h | 234 28,01% | 219 26,20% | 205 24,50% | 213 25,44% | 220 26,37% | 203 24,29% | 216 25,80% |
| | 06h-22h | 198 25,52% | 184 23,61% | 172 22,18% | 183 23,50% | 178 22,93% | 170 21,82% | 181 23,26% |
| | 08h-14h | 132 38,60% | 110 32,02% | 89 26,13% | 123 36,04% | 90 26,38% | 91 26,58% | 106 30,96% |



| | | | | | | | | |
|-----------------|---------|------------|------------|------------|------------|------------|------------|------------|
| Media Laborales | 00h-24h | 245 29,37% | 265 31,73% | 249 29,84% | 229 27,44% | 252 30,16% | 268 32,04% | 251 30,10% |
| | 06h-22h | 211 27,18% | 229 29,48% | 214 27,56% | 193 24,80% | 216 27,78% | 232 29,86% | 216 27,78% |
| | 08h-14h | 107 31,14% | 116 33,91% | 111 32,43% | 94 27,52% | 111 32,43% | 121 35,46% | 110 32,15% |



| | | | | | | | | |
|--------------|---------|------------|------------|------------|------------|------------|------------|-------------------|
| Media Diaria | 00h-24h | 232 28,51% | 253 28,78% | 234 28,37% | 219 28,86% | 239 28,57% | 254 28,54% | 238 28,60% |
| | 06h-22h | 199 26,19% | 217 26,38% | 199 25,86% | 182 26,25% | 200 25,78% | 218 26,14% | 202 26,10% |
| | 08h-14h | 103 31,26% | 111 31,16% | 102 29,87% | 89 30,82% | 99 28,84% | 118 31,58% | 104 30,59% |



| | | | | | | | | |
|--------------|---|--|--|--|--|--|--|--|
| Coeficientes | N | | | | | | | |
| | L | | | | | | | |
| Coeficiente | S | | | | | | | |

Los datos en color negro corresponden al total de vehículos y los datos en color azul corresponden a vehículos pesados (en %)



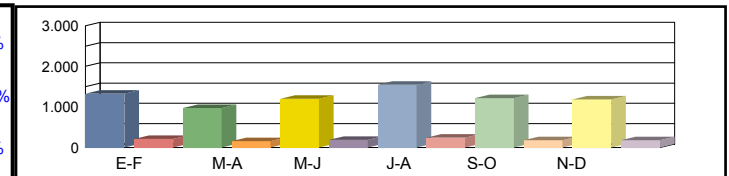
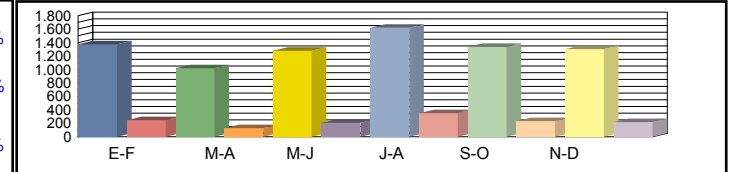
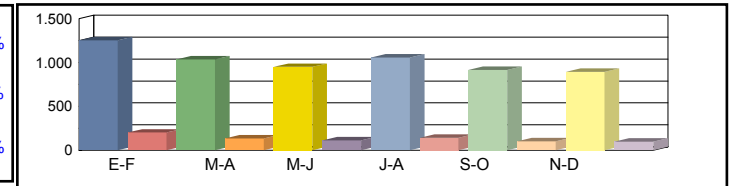
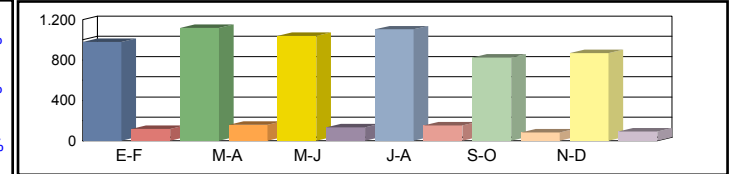
Castilla-La Mancha

Consejería de Fomento

Estación: CU-65
Carretera: CM-3110 p.k. 2,00 **Provincia:** CUENCA
Ubicación: Las Mesas - Las Pedroñeras
Año: 2023
Tipo: COBERTURA

Dirección General de Carreteras

| | Ene-Feb | Mar-Abr | May-Jun | Jul-Ago | Sep-Oct | Nov-Dic | IMD |
|--|---------|---------|---------|---------|---------|---------|-----|
|--|---------|---------|---------|---------|---------|---------|-----|



| | | | | | | | |
|--------------|---|--|--|--|--|--|--|
| Coeficientes | N | | | | | | |
| | L | | | | | | |
| Coeficiente | S | | | | | | |

Los datos en color negro corresponden al total de vehículos y los datos en color azul corresponden a vehículos pesados (en %)



Castilla-La Mancha

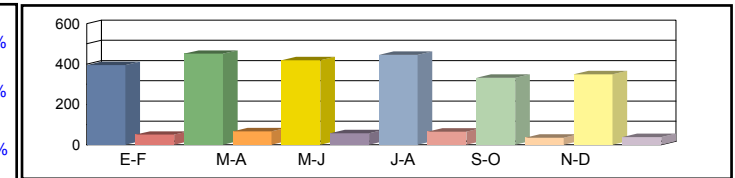
Consejería de Fomento

Estación: CU-65b
Carretera: CM-3102 p.k. 38,00 **Provincia:** CUENCA
Ubicación: Las Mesas - El Pedernoso
Año: 2023
Tipo: COBERTURA

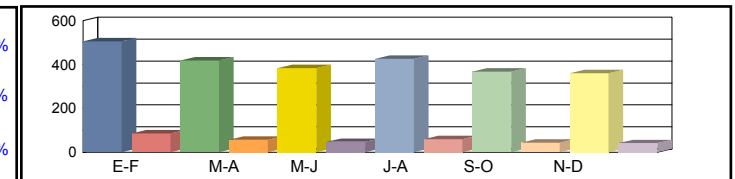
Dirección General de Carreteras

| Ene-Feb | Mar-Abr | May-Jun | Jul-Ago | Sep-Oct | Nov-Dic | IMD |
|---------|---------|---------|---------|---------|---------|-----|
|---------|---------|---------|---------|---------|---------|-----|

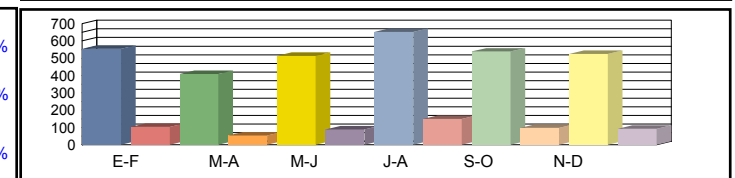
| | | | | | | | | |
|----------------|---------|------------|------------|------------|------------|-----------|------------|------------|
| Media Domingos | 00h-24h | 395 11,32% | 451 12,91% | 419 12,00% | 445 12,75% | 332 9,51% | 350 10,04% | 399 11,42% |
| | 06h-22h | 333 7,07% | 385 8,17% | 343 7,28% | 341 7,23% | 282 5,99% | 301 6,38% | 331 7,02% |
| | 08h-14h | 117 6,61% | 137 7,75% | 104 5,91% | 118 6,69% | 110 6,24% | 102 5,76% | 115 6,49% |



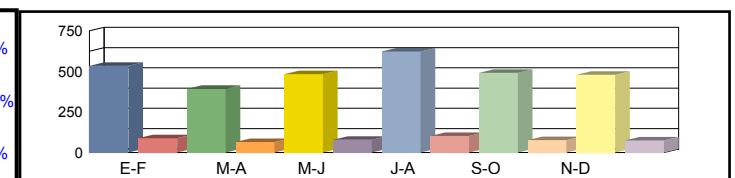
| | | | | | | | | |
|---------------|---------|------------|------------|------------|------------|------------|------------|------------|
| Media Sábados | 00h-24h | 505 14,46% | 418 11,97% | 383 10,97% | 426 12,21% | 368 10,56% | 360 10,31% | 410 11,75% |
| | 06h-22h | 442 9,37% | 359 7,61% | 326 6,92% | 355 7,53% | 315 6,69% | 312 6,62% | 352 7,46% |
| | 08h-14h | 203 11,46% | 164 9,26% | 136 7,67% | 152 8,63% | 172 9,71% | 131 7,44% | 160 9,03% |



| | | | | | | | | |
|-----------------|---------|------------|------------|------------|------------|------------|------------|------------|
| Media Laborales | 00h-24h | 554 15,87% | 410 11,75% | 515 14,76% | 652 18,69% | 539 15,44% | 525 15,03% | 532 15,26% |
| | 06h-22h | 482 10,23% | 353 7,49% | 445 9,44% | 553 11,72% | 473 10,04% | 453 9,60% | 460 9,75% |
| | 08h-14h | 203 11,47% | 151 8,55% | 188 10,64% | 259 14,63% | 190 10,78% | 173 9,80% | 194 10,98% |



| | | | | | | | | |
|--------------|---------|------------|------------|------------|------------|------------|------------|------------|
| Media Diaria | 00h-24h | 534 14,22% | 392 14,10% | 482 13,82% | 623 14,11% | 490 13,41% | 478 13,45% | 500 13,85% |
| | 06h-22h | 464 9,09% | 336 9,00% | 414 8,77% | 519 8,85% | 429 8,55% | 413 8,60% | 429 8,81% |
| | 08h-14h | 194 10,18% | 142 10,03% | 169 9,54% | 238 9,79% | 176 9,88% | 154 9,48% | 179 9,82% |



| | | | | | | | | |
|--------------|---|--|--|--|--|--|--|--|
| Coeficientes | N | | | | | | | |
| | L | | | | | | | |
| Coeficiente | S | | | | | | | |

Los datos en color negro corresponden al total de vehículos y los datos en color azul corresponden a vehículos pesados (en %)



Castilla-La Mancha

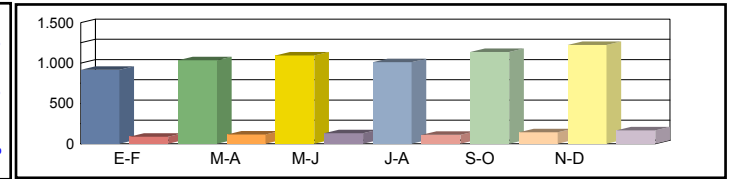
Consejería de Fomento

Estación: CU-66
Carretera: CM-3110 p.k. 32,00 **Provincia:** CUENCA
Ubicación: La Alberca de Záncara - Sta. Mª del Campo Rus
Año: 2023
Tipo: COBERTURA

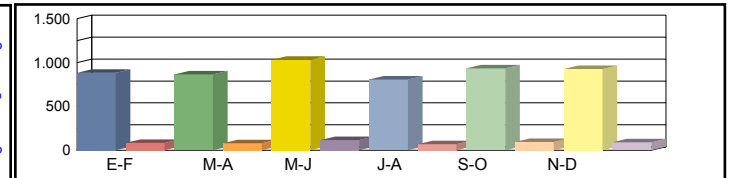
Dirección General de Carreteras

| Ene-Feb | Mar-Abr | May-Jun | Jul-Ago | Sep-Oct | Nov-Dic | IMD |
|---------|---------|---------|---------|---------|---------|-----|
|---------|---------|---------|---------|---------|---------|-----|

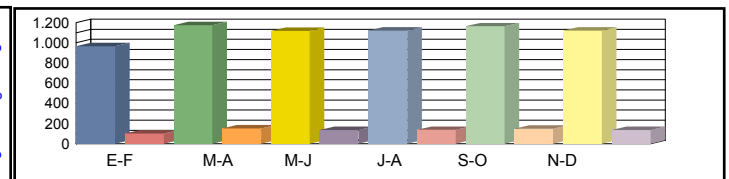
| | | | | | | | | |
|----------|---------|-----------|--------------|--------------|-------------|--------------|--------------|--------------|
| Media | 00h-24h | 916 8,95% | 1.034 10,11% | 1.094 10,70% | 1.010 9,88% | 1.136 11,11% | 1.224 11,97% | 1.069 10,45% |
| Domingos | 06h-22h | 862 7,64% | 998 8,85% | 981 8,69% | 931 8,25% | 1.082 9,58% | 1.149 10,19% | 1.000 8,87% |
| | 08h-14h | 322 8,52% | 349 9,22% | 313 8,28% | 288 7,63% | 315 8,34% | 344 9,11% | 322 8,52% |



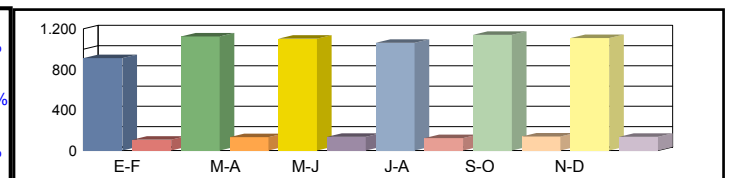
| | | | | | | | | |
|---------|---------|-----------|-----------|--------------|------------|-----------|-----------|-----------|
| Media | 00h-24h | 883 8,63% | 864 8,45% | 1.032 10,09% | 807 7,89% | 935 9,14% | 927 9,06% | 908 8,88% |
| Sábados | 06h-22h | 753 6,67% | 775 6,87% | 965 8,55% | 738 6,54% | 864 7,65% | 830 7,36% | 821 7,27% |
| | 08h-14h | 324 8,58% | 281 7,44% | 396 10,47% | 426 11,29% | 343 9,08% | 307 8,14% | 346 9,17% |



| | | | | | | | | |
|-----------|---------|-----------|--------------|--------------|--------------|--------------|--------------|--------------|
| Media | 00h-24h | 966 9,45% | 1.175 11,49% | 1.117 10,92% | 1.122 10,97% | 1.164 11,39% | 1.121 10,96% | 1.111 10,86% |
| Laborales | 06h-22h | 897 7,94% | 1.096 9,71% | 1.057 9,37% | 1.094 9,69% | 1.146 10,15% | 1.061 9,40% | 1.058 9,38% |
| | 08h-14h | 357 9,44% | 453 12,00% | 439 11,62% | 402 10,63% | 523 13,84% | 448 11,85% | 437 11,56% |



| | | | | | | | | |
|--------|---------|------------|--------------|--------------|--------------|--------------|--------------|--------------|
| Media | 00h-24h | 912 10,31% | 1.124 10,45% | 1.102 10,77% | 1.062 10,34% | 1.140 10,69% | 1.109 10,81% | 1.075 10,56% |
| Diaria | 06h-22h | 837 8,73% | 1.045 8,93% | 1.033 9,15% | 1.028 8,80% | 1.120 9,15% | 1.042 9,20% | 1.018 9,00% |
| | 08h-14h | 330 10,74% | 416 10,68% | 415 10,98% | 381 11,00% | 486 10,79% | 415 10,76% | 407 10,82% |



| | | | | | | | | |
|--------------|---|--|--|--|--|--|--|--|
| Coeficientes | N | | | | | | | |
| | L | | | | | | | |
| Coeficiente | S | | | | | | | |

Los datos en color negro corresponden al total de vehículos y los datos en color azul corresponden a vehículos pesados (en %)



Castilla-La Mancha

Consejería de Fomento

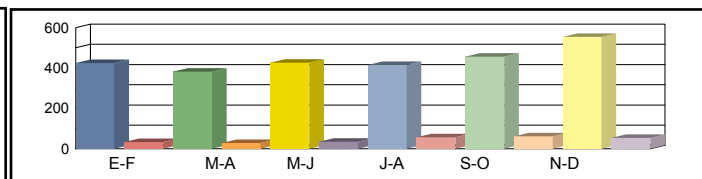
Estación: CU-66a
Carretera: CM-3110 p.k. 27,00 **Provincia:** CUENCA
Ubicación: Las Pedroñeras - La Alberca de Záncara
Año: 2023
Tipo: PRIMARIA

Dirección General de Carreteras

| Ene-Feb | Mar-Abr | May-Jun | Jul-Ago | Sep-Oct | Nov-Dic | IMD |
|---------|---------|---------|---------|---------|---------|-----|
|---------|---------|---------|---------|---------|---------|-----|

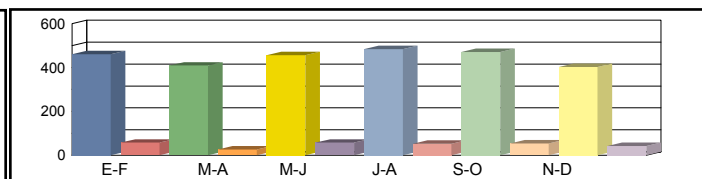
Media 00h-24h
 Domingos 06h-22h
 08h-14h

| | | | | | | |
|------------------|------------------|------------------|-------------------|-------------------|------------------|------------------|
| 425 7,29% | 382 7,07% | 426 7,75% | 416 12,02% | 457 12,04% | 554 8,84% | 443 9,17% |
| 333 6,31% | 342 3,51% | 372 5,65% | 362 9,94% | 400 8,00% | 428 7,71% | 373 6,85% |
| 114 7,02% | 141 3,55% | 144 3,47% | 172 12,21% | 151 9,27% | 130 8,46% | 142 7,33% |



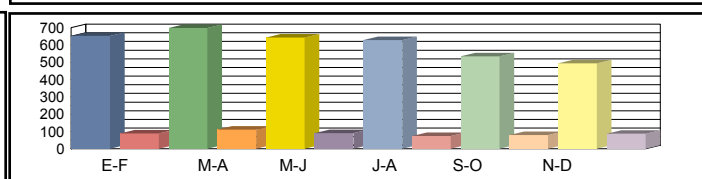
Media 00h-24h
 Sábados 06h-22h
 08h-14h

| | | | | | | |
|-------------------|------------------|-------------------|------------------|-------------------|------------------|------------------|
| 461 11,06% | 409 5,87% | 456 11,18% | 484 9,71% | 471 10,19% | 402 9,45% | 447 9,58% |
| 401 10,22% | 365 4,93% | 399 10,03% | 413 9,20% | 438 8,68% | 358 6,98% | 396 8,34% |
| 182 12,09% | 166 4,82% | 165 10,30% | 144 8,33% | 240 7,08% | 184 5,98% | 180 8,10% |



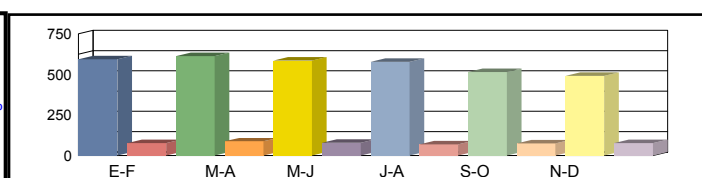
Media 00h-24h
 Laborales 06h-22h
 08h-14h

| | | | | | | |
|-------------------|-------------------|-------------------|-------------------|-------------------|-------------------|-------------------|
| 653 11,94% | 699 13,73% | 643 12,44% | 628 10,51% | 535 12,90% | 494 14,98% | 609 12,75% |
| 584 10,79% | 653 13,32% | 597 12,06% | 580 9,31% | 492 11,79% | 452 13,27% | 560 11,76% |
| 246 15,04% | 263 15,21% | 246 14,23% | 261 9,20% | 221 13,57% | 189 16,93% | 238 14,03% |



Media 00h-24h
 Diaria 06h-22h
 08h-14h

| | | | | | | |
|-------------------|-------------------|-------------------|-------------------|-------------------|-------------------|-------------------|
| 592 11,32% | 613 12,40% | 585 11,79% | 577 10,57% | 515 12,43% | 490 13,47% | 562 12,00% |
| 522 10,34% | 567 11,64% | 537 11,17% | 525 9,33% | 471 11,04% | 435 11,72% | 510 10,88% |
| 218 14,22% | 231 12,99% | 220 12,73% | 231 9,52% | 214 12,15% | 180 14,44% | 216 12,68% |



Coeficientes N
 L
 Coeficiente S

| | | | | | | |
|---------|---------|---------|---------|---------|---------|---------|
| 1,11815 | 1,07044 | 1,07705 | 1,08276 | 1,08740 | 1,09292 | |
| 0,93262 | 0,87124 | 0,94712 | 0,96975 | 1,13832 | 1,23279 | |
| | | | | | | 0,92306 |

Los datos en color negro corresponden al total de vehículos y los datos en color azul corresponden a vehículos pesados (en %)



Castilla-La Mancha

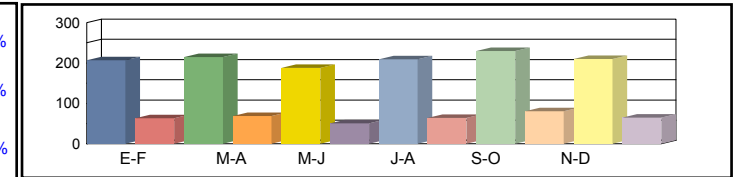
Consejería de Fomento

Estación: CU-66b
Carretera: CM-3009 p.k. 61,00 **Provincia:** CUENCA
Ubicación: Villaescusa de Haro - La Alberca de Záncara
Año: 2023
Tipo: COBERTURA

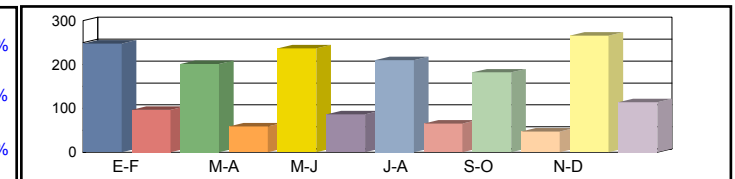
Dirección General de Carreteras

| Ene-Feb | Mar-Abr | May-Jun | Jul-Ago | Sep-Oct | Nov-Dic | IMD |
|---------|---------|---------|---------|---------|---------|-----|
|---------|---------|---------|---------|---------|---------|-----|

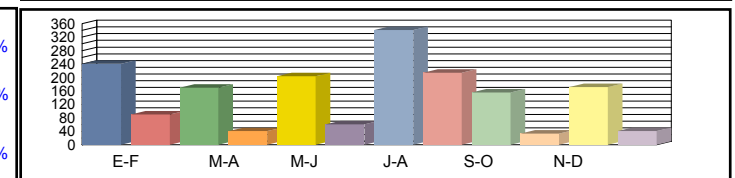
| | | | | | | | | |
|----------------|---------|-------------------|-------------------|-------------------|-------------------|-------------------|-------------------|-------------------|
| Media Domingos | 00h-24h | 207 23,40% | 215 24,24% | 188 21,29% | 209 23,56% | 230 25,99% | 210 23,74% | 210 23,70% |
| | 06h-22h | 139 23,21% | 149 24,86% | 136 22,60% | 149 24,76% | 162 26,92% | 151 25,13% | 148 24,58% |
| | 08h-14h | 48 13,69% | 62 17,75% | 35 10,07% | 39 11,17% | 44 12,51% | 48 13,70% | 46 13,15% |



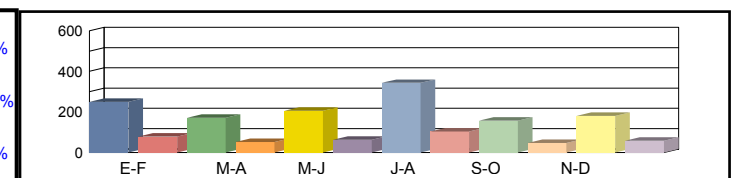
| | | | | | | | | |
|---------------|---------|-------------------|-------------------|-------------------|-------------------|-------------------|-------------------|-------------------|
| Media Sábados | 00h-24h | 248 28,02% | 201 22,66% | 237 26,72% | 210 23,67% | 182 20,58% | 266 29,99% | 224 25,28% |
| | 06h-22h | 184 30,67% | 138 22,96% | 169 28,14% | 156 25,97% | 130 21,65% | 197 32,76% | 162 27,03% |
| | 08h-14h | 82 23,65% | 51 14,55% | 78 22,55% | 52 14,85% | 60 17,27% | 82 23,59% | 68 19,41% |



| | | | | | | | | |
|-----------------|---------|-------------------|-------------------|-------------------|-------------------|-------------------|-------------------|-------------------|
| Media Laborales | 00h-24h | 241 27,27% | 170 19,25% | 204 23,04% | 341 38,57% | 156 17,61% | 172 19,38% | 214 24,19% |
| | 06h-22h | 169 28,21% | 121 20,14% | 145 24,14% | 240 39,90% | 114 19,01% | 121 20,22% | 152 25,27% |
| | 08h-14h | 70 20,03% | 45 12,92% | 59 16,95% | 102 29,28% | 47 13,39% | 47 13,63% | 62 17,70% |



| | | | | | | | | |
|--------------|---------|-------------------|-------------------|-------------------|-------------------|-------------------|-------------------|-------------------|
| Media Diaria | 00h-24h | 249 23,80% | 171 23,16% | 206 23,31% | 343 23,20% | 156 23,11% | 180 24,13% | 218 23,45% |
| | 06h-22h | 175 24,94% | 121 24,07% | 147 24,49% | 243 24,49% | 114 24,18% | 128 25,51% | 155 24,61% |
| | 08h-14h | 72 17,44% | 44 16,72% | 58 16,77% | 95 15,82% | 45 16,36% | 48 17,43% | 60 16,76% |



| | | | | | | | | |
|--------------|---|--|--|--|--|--|--|--|
| Coeficientes | N | | | | | | | |
| | L | | | | | | | |
| Coeficiente | S | | | | | | | |

Los datos en color negro corresponden al total de vehículos y los datos en color azul corresponden a vehículos pesados (en %)



Castilla-La Mancha

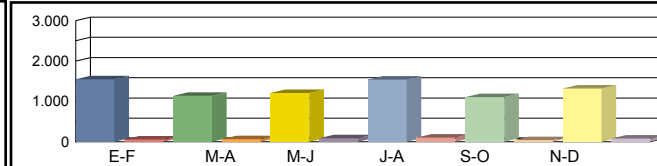
Consejería de Fomento

Estación: CU-6c
Carretera: CM-3114 p.k. 42,00 **Provincia:** CUENCA
Ubicación: Enlace A-3 (Pozoseco) - Motilla del Palancar
Año: 2023
Tipo: PRIMARIA

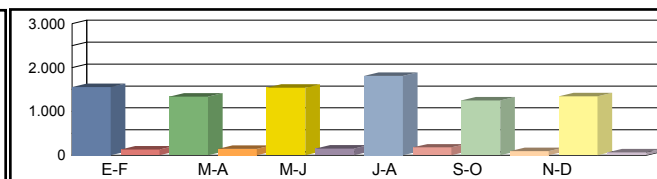
Dirección General de Carreteras

| | Ene-Feb | Mar-Abr | May-Jun | Jul-Ago | Sep-Oct | Nov-Dic | IMD |
|--|---------|---------|---------|---------|---------|---------|-----|
|--|---------|---------|---------|---------|---------|---------|-----|

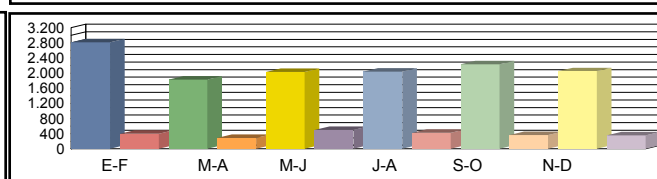
| | | | | | | | | |
|----------------|---------|--------------------|--------------------|--------------------|--------------------|--------------------|--------------------|--------------------|
| Media Domingos | 00h-24h | 1.547 3,56% | 1.141 5,35% | 1.213 6,76% | 1.538 6,50% | 1.108 3,79% | 1.324 6,04% | 1.312 5,33% |
| | 06h-22h | 1.402 2,07% | 1.045 4,40% | 1.042 6,14% | 1.248 6,97% | 1.057 3,41% | 1.212 4,62% | 1.168 4,60% |
| | 08h-14h | 395 1,77% | 377 5,04% | 384 5,21% | 495 7,47% | 302 5,30% | 441 6,12% | 399 5,15% |



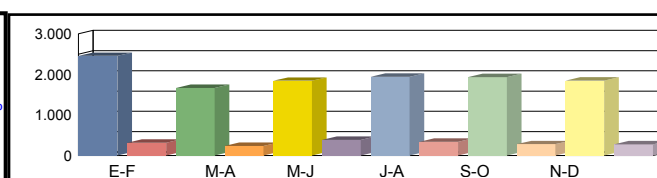
| | | | | | | | | |
|---------------|---------|--------------------|--------------------|--------------------|--------------------|--------------------|--------------------|--------------------|
| Media Sábados | 00h-24h | 1.554 7,85% | 1.336 9,96% | 1.542 9,14% | 1.811 8,95% | 1.250 7,04% | 1.346 4,83% | 1.473 7,96% |
| | 06h-22h | 1.400 4,57% | 1.234 9,00% | 1.411 9,21% | 1.650 8,85% | 1.188 5,72% | 1.235 4,21% | 1.353 6,93% |
| | 08h-14h | 833 3,12% | 681 8,37% | 661 10,74% | 581 12,74% | 572 5,59% | 569 4,39% | 650 7,49% |



| | | | | | | | | |
|-----------------|---------|---------------------|---------------------|---------------------|---------------------|---------------------|---------------------|---------------------|
| Media Laborales | 00h-24h | 2.816 12,39% | 1.832 13,48% | 2.027 19,68% | 2.040 17,11% | 2.236 14,00% | 2.052 14,91% | 2.167 15,26% |
| | 06h-22h | 2.692 11,63% | 1.722 12,66% | 1.906 19,99% | 1.898 17,39% | 2.150 13,77% | 1.945 14,70% | 2.052 15,02% |
| | 08h-14h | 1.164 12,20% | 734 14,58% | 801 20,22% | 868 16,24% | 925 15,24% | 866 14,32% | 893 15,47% |



| | | | | | | | | |
|--------------|---------|---------------------|---------------------|---------------------|---------------------|---------------------|---------------------|----------------------------|
| Media Diaria | 00h-24h | 2.454 11,17% | 1.662 12,27% | 1.841 17,22% | 1.936 14,82% | 1.934 12,51% | 1.847 12,94% | 1.946 13,49% |
| | 06h-22h | 2.323 10,20% | 1.556 11,44% | 1.712 17,52% | 1.770 15,20% | 1.856 12,18% | 1.739 12,65% | 1.826 13,20% |
| | 08h-14h | 1.007 10,53% | 675 12,89% | 722 17,87% | 774 15,12% | 785 13,63% | 763 12,58% | 788 13,77% |



| | | | | | | | | |
|--------------|---|---------|---------|---------|---------|---------|---------|---------|
| Coeficientes | N | 1,04606 | 1,06388 | 1,06348 | 1,07482 | 1,04000 | 1,05501 | |
| | L | 0,76953 | 1,18286 | 1,06907 | 1,06225 | 0,96914 | 1,05604 | |
| Coeficiente | S | | | | | | | 0,89788 |

Los datos en color negro corresponden al total de vehículos y los datos en color azul corresponden a vehículos pesados (en %)



Castilla-La Mancha

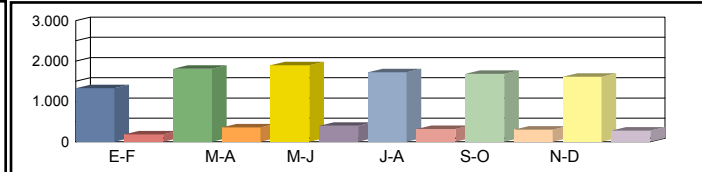
Consejería de Fomento

Estación: CU-6e
Carretera: CM-2202 p.k. 5,00 **Provincia:** CUENCA
Ubicación: Motilla del Palancar - Campillo de Altobuey
Año: 2023
Tipo: COBERTURA

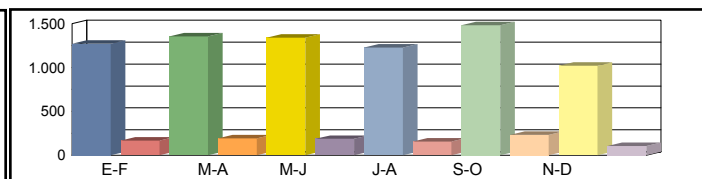
Dirección General de Carreteras

| | Ene-Feb | Mar-Abr | May-Jun | Jul-Ago | Sep-Oct | Nov-Dic | IMD |
|--|---------|---------|---------|---------|---------|---------|-----|
|--|---------|---------|---------|---------|---------|---------|-----|

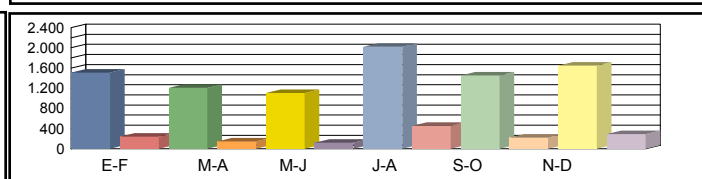
| | | | | | | | | |
|----------------|---------|---------------------|---------------------|---------------------|---------------------|---------------------|---------------------|---------------------|
| Media Domingos | 00h-24h | 1.327 12,12% | 1.813 16,56% | 1.895 17,31% | 1.723 15,74% | 1.681 15,36% | 1.612 14,72% | 1.675 15,30% |
| | 06h-22h | 1.263 11,03% | 1.754 15,32% | 1.848 16,14% | 1.652 14,43% | 1.587 13,86% | 1.573 13,74% | 1.613 14,09% |
| | 08h-14h | 453 8,46% | 492 9,20% | 690 12,90% | 699 13,06% | 417 7,79% | 382 7,15% | 522 9,76% |



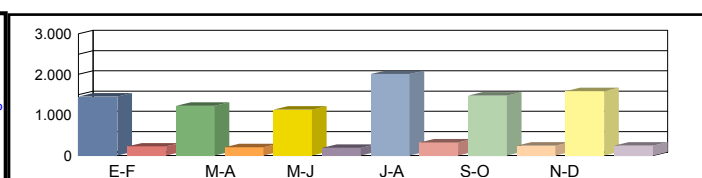
| | | | | | | | | |
|---------------|---------|---------------------|---------------------|---------------------|---------------------|---------------------|--------------------|---------------------|
| Media Sábados | 00h-24h | 1.270 11,60% | 1.356 12,39% | 1.341 12,25% | 1.228 11,22% | 1.483 13,55% | 1.021 9,33% | 1.283 11,72% |
| | 06h-22h | 1.213 10,59% | 1.293 11,29% | 1.310 11,44% | 1.181 10,31% | 1.446 12,63% | 991 8,66% | 1.239 10,82% |
| | 08h-14h | 629 11,76% | 906 16,93% | 854 15,97% | 607 11,35% | 812 15,18% | 523 9,78% | 722 13,50% |



| | | | | | | | | |
|-----------------|---------|---------------------|---------------------|---------------------|---------------------|---------------------|---------------------|---------------------|
| Media Laborales | 00h-24h | 1.509 13,78% | 1.206 11,01% | 1.108 10,12% | 2.019 18,44% | 1.455 13,29% | 1.648 15,05% | 1.491 13,62% |
| | 06h-22h | 1.467 12,82% | 1.201 10,49% | 1.062 9,28% | 1.952 17,05% | 1.418 12,39% | 1.590 13,89% | 1.448 12,65% |
| | 08h-14h | 724 13,54% | 579 10,83% | 530 9,90% | 1.011 18,90% | 685 12,80% | 752 14,06% | 714 13,34% |



| | | | | | | | | |
|--------------|---------|---------------------|---------------------|---------------------|---------------------|---------------------|---------------------|----------------------------|
| Media Diaria | 00h-24h | 1.449 13,23% | 1.223 13,98% | 1.131 14,07% | 2.006 13,70% | 1.475 13,97% | 1.588 13,28% | 1.479 13,71% |
| | 06h-22h | 1.402 12,24% | 1.214 12,96% | 1.085 13,09% | 1.933 12,69% | 1.432 12,94% | 1.533 12,35% | 1.433 12,71% |
| | 08h-14h | 672 12,56% | 573 13,40% | 540 13,79% | 983 13,16% | 655 12,95% | 671 12,09% | 682 12,99% |



| | | | | | | | | |
|--------------|---|--|--|--|--|--|--|--|
| Coeficientes | N | | | | | | | |
| | L | | | | | | | |
| Coeficiente | S | | | | | | | |

Los datos en color negro corresponden al total de vehículos y los datos en color azul corresponden a vehículos pesados (en %)



Castilla-La Mancha

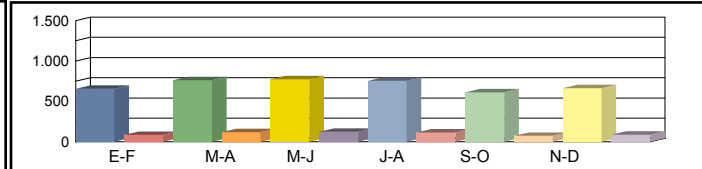
Consejería de Fomento

Estación: cu-70
Carretera: CM-3122 p.k. 4,00 **Provincia:** CUENCA
Ubicación: Casasimarro - Villanueva de la Jara
Año: 2023
Tipo: COBERTURA

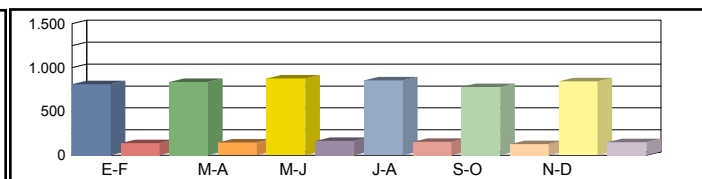
Dirección General de Carreteras

| | Ene-Feb | Mar-Abr | May-Jun | Jul-Ago | Sep-Oct | Nov-Dic | IMD |
|--|---------|---------|---------|---------|---------|---------|-----|
|--|---------|---------|---------|---------|---------|---------|-----|

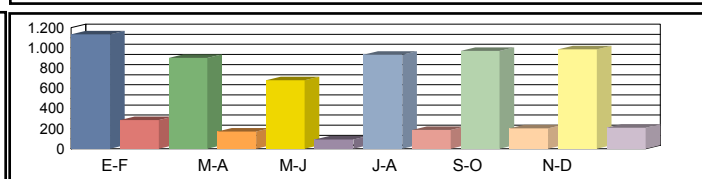
| | | | | | | | | |
|----------------|---------|------------|------------|------------|------------|------------|------------|------------|
| Media Domingos | 00h-24h | 655 11,67% | 762 13,58% | 774 13,79% | 756 13,47% | 612 10,90% | 665 11,85% | 704 12,54% |
| | 06h-22h | 573 10,25% | 639 11,44% | 648 11,59% | 598 10,71% | 553 9,89% | 582 10,40% | 599 10,71% |
| | 08h-14h | 169 7,54% | 218 9,69% | 259 11,55% | 244 10,88% | 157 7,01% | 203 9,03% | 208 9,28% |



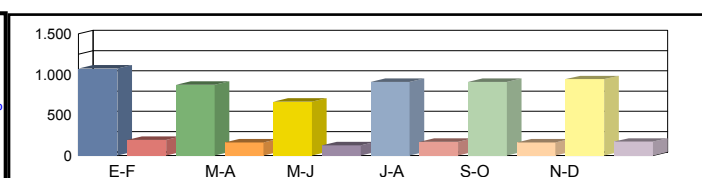
| | | | | | | | | |
|---------------|---------|------------|------------|------------|------------|------------|------------|------------|
| Media Sábados | 00h-24h | 811 14,44% | 836 14,89% | 876 15,60% | 854 15,22% | 779 13,88% | 842 15,00% | 833 14,84% |
| | 06h-22h | 701 12,54% | 748 13,39% | 775 13,87% | 760 13,60% | 704 12,59% | 741 13,26% | 738 13,21% |
| | 08h-14h | 367 16,32% | 416 18,55% | 426 18,96% | 336 14,96% | 378 16,81% | 451 20,10% | 396 17,62% |



| | | | | | | | | |
|-----------------|---------|--------------|------------|------------|------------|------------|------------|------------|
| Media Laborales | 00h-24h | 1.133 20,18% | 899 16,02% | 680 12,12% | 933 16,63% | 969 17,27% | 986 17,57% | 933 16,63% |
| | 06h-22h | 1.041 18,62% | 819 14,65% | 618 11,06% | 823 14,73% | 901 16,11% | 896 16,03% | 850 15,20% |
| | 08h-14h | 441 19,64% | 345 15,36% | 268 11,94% | 364 16,19% | 380 16,92% | 360 16,03% | 360 16,01% |



| | | | | | | | | |
|--------------|---------|--------------|------------|------------|------------|------------|------------|-------------------|
| Media Diaria | 00h-24h | 1.073 15,17% | 870 15,51% | 664 15,64% | 905 15,54% | 906 14,98% | 940 15,28% | 893 15,35% |
| | 06h-22h | 975 13,72% | 783 14,01% | 595 14,10% | 783 13,94% | 841 13,68% | 847 13,85% | 804 13,88% |
| | 08h-14h | 413 14,38% | 337 15,01% | 267 15,33% | 347 14,66% | 356 14,38% | 355 15,13% | 346 14,82% |



| | | | | | | | | |
|--------------|---|--|--|--|--|--|--|--|
| Coeficientes | N | | | | | | | |
| | L | | | | | | | |
| Coeficiente | S | | | | | | | |

Los datos en color negro corresponden al total de vehículos y los datos en color azul corresponden a vehículos pesados (en %)



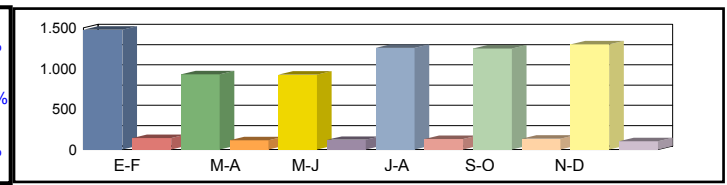
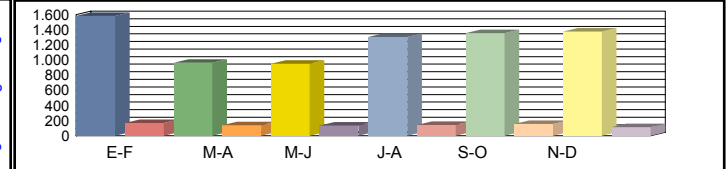
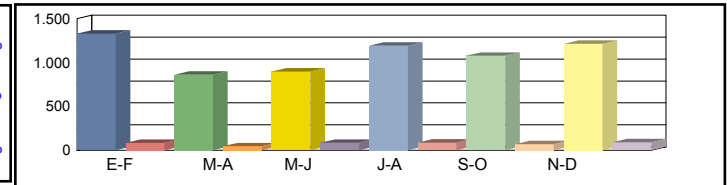
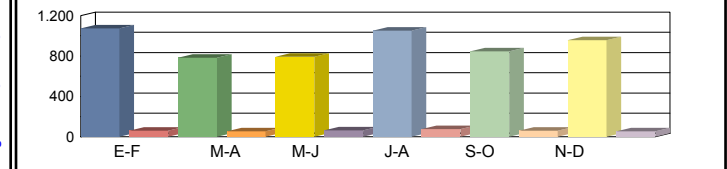
Castilla-La Mancha

Consejería de Fomento

Estación: CU-70a
Carretera: CM-3114 p.k. 19,90 **Provincia:** CUENCA
Ubicación: Villalgordo del Júcar - Int. CM-3124 (Casasimarro)
Año: 2023
Tipo: PRIMARIA

Dirección General de Carreteras

| | Ene-Feb | Mar-Abr | May-Jun | Jul-Ago | Sep-Oct | Nov-Dic | IMD |
|--|---------|---------|---------|---------|---------|---------|-----|
|--|---------|---------|---------|---------|---------|---------|-----|



| | | | | | | | | | | | | | | | |
|----------|---------|-------|-------|-----|-------|-----|-------|-------|-------|-----|-------|-----|-------|-----|-------|
| Media | 00h-24h | 1.075 | 5,30% | 784 | 6,63% | 793 | 7,44% | 1.053 | 6,93% | 846 | 6,86% | 958 | 5,32% | 918 | 6,41% |
| Domingos | 06h-22h | 957 | 3,97% | 669 | 4,63% | 666 | 4,05% | 806 | 6,82% | 795 | 6,16% | 845 | 5,56% | 790 | 5,20% |
| | 08h-14h | 267 | 4,87% | 210 | 9,05% | 270 | 5,56% | 325 | 4,62% | 213 | 7,98% | 278 | 7,19% | 260 | 6,54% |

| | | | | | | | | | | | | | | | |
|---------|---------|-------|-------|-----|-------|-----|-------|-------|-------|-------|-------|-------|-------|-------|-------|
| Media | 00h-24h | 1.330 | 6,02% | 860 | 5,00% | 897 | 8,70% | 1.190 | 6,72% | 1.077 | 5,94% | 1.213 | 7,01% | 1.094 | 6,56% |
| Sábados | 06h-22h | 1.171 | 4,18% | 783 | 4,98% | 797 | 6,02% | 1.024 | 6,45% | 1.012 | 5,24% | 1.077 | 6,59% | 977 | 5,58% |
| | 08h-14h | 578 | 5,19% | 402 | 1,74% | 443 | 6,09% | 447 | 8,28% | 511 | 5,09% | 619 | 4,20% | 500 | 5,10% |

| | | | | | | | | | | | | | | | |
|-----------|---------|-------|-------|-----|--------|-----|--------|-------|--------|-------|--------|-------|-------|-------|--------|
| Media | 00h-24h | 1.584 | 9,60% | 966 | 12,63% | 951 | 12,62% | 1.305 | 10,04% | 1.355 | 10,48% | 1.379 | 7,61% | 1.257 | 10,50% |
| Laborales | 06h-22h | 1.489 | 9,13% | 909 | 11,44% | 885 | 11,07% | 1.178 | 10,27% | 1.289 | 10,09% | 1.282 | 6,94% | 1.172 | 9,82% |
| | 08h-14h | 592 | 9,80% | 343 | 11,37% | 360 | 12,50% | 488 | 11,27% | 510 | 11,57% | 483 | 9,11% | 463 | 10,94% |

| | | | | | | | | | | | | | | | |
|--------|---------|-------|-------|-----|--------|-----|--------|-------|--------|-------|--------|-------|-------|-------|-------|
| Media | 00h-24h | 1.475 | 8,68% | 925 | 10,92% | 921 | 11,40% | 1.252 | 9,19% | 1.243 | 9,57% | 1.295 | 7,26% | 1.185 | 9,50% |
| Diaria | 06h-22h | 1.368 | 8,04% | 857 | 9,80% | 842 | 9,62% | 1.103 | 9,43% | 1.178 | 9,08% | 1.190 | 6,72% | 1.090 | 8,78% |
| | 08h-14h | 544 | 8,82% | 333 | 9,61% | 359 | 10,58% | 459 | 10,24% | 467 | 10,28% | 473 | 8,03% | 439 | 9,59% |

| | | | | | | | |
|--------------|---|---------|---------|---------|---------|---------|---------|
| Coeficientes | N | 1,06380 | 1,06271 | 1,07458 | 1,10781 | 1,05120 | 1,07566 |
| | L | 0,79356 | 1,30124 | 1,32177 | 0,96322 | 0,92768 | 0,91153 |
| Coeficiente | S | | | | | | 0,94295 |

Los datos en color negro corresponden al total de vehículos y los datos en color azul corresponden a vehículos pesados (en %)



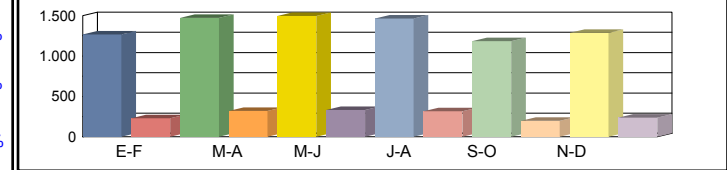
Castilla-La Mancha

Consejería de Fomento

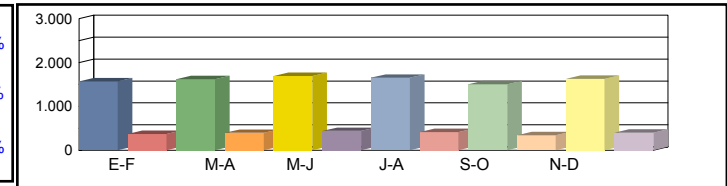
Estación: CU-70b
Carretera: CM-3114 p.k. 25,00 **Provincia:** CUENCA
Ubicación: Int. CM-3124 (Casasmarro) - Int. N-310 (Rubielos Bajos)
Año: 2023
Tipo: COBERTURA

Dirección General de Carreteras

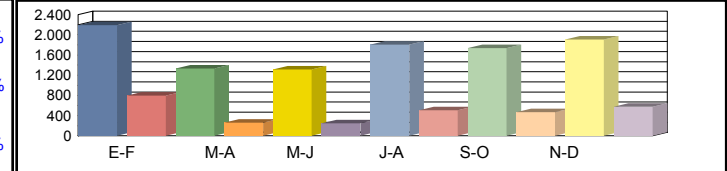
| Ene-Feb | Mar-Abr | May-Jun | Jul-Ago | Sep-Oct | Nov-Dic | IMD |
|---------|---------|---------|---------|---------|---------|-----|
|---------|---------|---------|---------|---------|---------|-----|



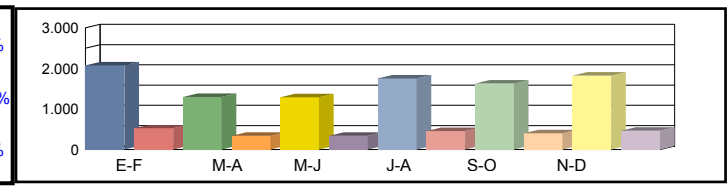
| | | | | | | | | |
|----------|---------|--------------|--------------|--------------|--------------|--------------|--------------|--------------|
| Media | 00h-24h | 1.267 15,42% | 1.474 17,94% | 1.497 18,22% | 1.463 17,80% | 1.184 14,40% | 1.286 15,65% | 1.362 16,57% |
| Domingos | 06h-22h | 1.137 14,11% | 1.269 15,75% | 1.286 15,96% | 1.188 14,74% | 1.097 13,61% | 1.155 14,32% | 1.189 14,75% |
| | 08h-14h | 356 10,22% | 457 13,13% | 545 15,66% | 513 14,75% | 331 9,50% | 426 12,24% | 438 12,58% |



| | | | | | | | | |
|---------|---------|--------------|--------------|--------------|--------------|--------------|--------------|--------------|
| Media | 00h-24h | 1.568 19,08% | 1.617 19,67% | 1.694 20,61% | 1.653 20,11% | 1.507 18,34% | 1.629 19,82% | 1.611 19,61% |
| Sábados | 06h-22h | 1.392 17,27% | 1.486 18,43% | 1.539 19,09% | 1.510 18,73% | 1.397 17,33% | 1.472 18,26% | 1.466 18,18% |
| | 08h-14h | 770 22,13% | 875 25,14% | 895 25,70% | 706 20,28% | 793 22,79% | 949 27,26% | 831 23,88% |



| | | | | | | | | |
|-----------|---------|--------------|--------------|--------------|--------------|--------------|--------------|--------------|
| Media | 00h-24h | 2.191 26,67% | 1.336 16,26% | 1.316 16,01% | 1.805 21,97% | 1.739 21,16% | 1.908 23,22% | 1.716 20,88% |
| Laborales | 06h-22h | 2.066 25,63% | 1.261 15,65% | 1.228 15,23% | 1.634 20,28% | 1.626 20,17% | 1.779 22,07% | 1.599 19,84% |
| | 08h-14h | 927 26,63% | 537 15,43% | 564 16,19% | 764 21,95% | 725 20,83% | 756 21,73% | 712 20,46% |



| | | | | | | | | |
|--------|---------|--------------|--------------|--------------|--------------|--------------|--------------|---------------------|
| Media | 00h-24h | 2.075 20,04% | 1.293 20,49% | 1.285 20,66% | 1.751 20,53% | 1.626 19,79% | 1.820 20,18% | 1.642 20,28% |
| Diaria | 06h-22h | 1.935 18,89% | 1.206 19,29% | 1.182 19,42% | 1.554 19,19% | 1.518 18,83% | 1.681 19,06% | 1.513 19,11% |
| | 08h-14h | 868 19,50% | 525 20,35% | 563 20,79% | 729 19,88% | 678 19,49% | 745 20,52% | 685 20,09% |

| | | | | | | | | |
|--------------|---|--|--|--|--|--|--|--|
| Coeficientes | N | | | | | | | |
| | L | | | | | | | |
| Coeficiente | S | | | | | | | |

Los datos en color negro corresponden al total de vehículos y los datos en color azul corresponden a vehículos pesados (en %)



Castilla-La Mancha

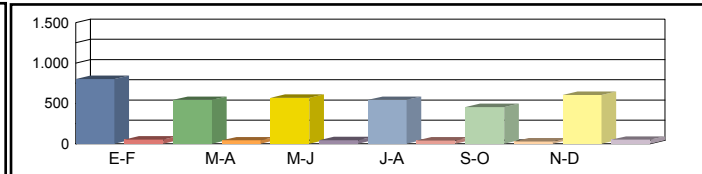
Consejería de Fomento

Estación: CU-70d
Carretera: CM-3124 p.k. 3,00 **Provincia:** CUENCA
Ubicación: Pozoamargo - Int.CUV-8307
Año: 2023
Tipo: PRIMARIA

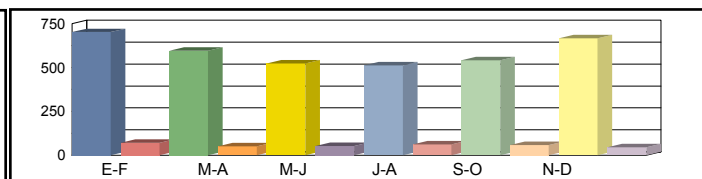
Dirección General de Carreteras

| Ene-Feb | Mar-Abr | May-Jun | Jul-Ago | Sep-Oct | Nov-Dic | IMD |
|---------|---------|---------|---------|---------|---------|-----|
|---------|---------|---------|---------|---------|---------|-----|

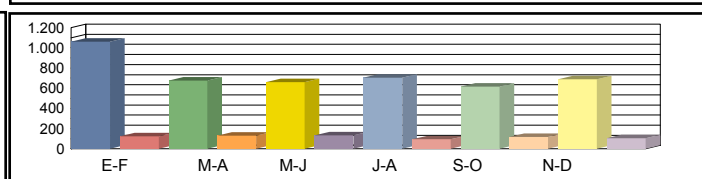
| | | | | | | | | |
|----------|---------|-----------|------------|-----------|-----------|-----------|------------|-----------|
| Media | 00h-24h | 801 6,24% | 544 7,35% | 571 7,36% | 544 6,80% | 456 5,92% | 606 7,76% | 587 6,90% |
| Domingos | 06h-22h | 732 3,96% | 455 7,03% | 474 7,38% | 496 6,25% | 408 5,39% | 487 7,60% | 509 6,27% |
| | 08h-14h | 182 4,40% | 131 14,50% | 176 9,66% | 130 9,23% | 125 6,40% | 151 12,58% | 149 9,46% |



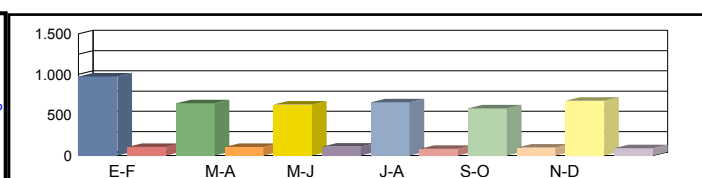
| | | | | | | | | |
|---------|---------|-----------|-----------|-----------|------------|-----------|-----------|-----------|
| Media | 00h-24h | 702 9,12% | 596 7,89% | 523 9,18% | 513 10,72% | 541 9,80% | 666 6,46% | 590 8,86% |
| Sábados | 06h-22h | 602 7,31% | 532 7,89% | 463 8,42% | 465 7,53% | 487 8,83% | 567 7,23% | 519 7,87% |
| | 08h-14h | 292 6,85% | 192 7,81% | 198 9,60% | 191 10,47% | 217 9,68% | 213 8,45% | 217 8,81% |



| | | | | | | | | |
|-----------|---------|--------------|------------|------------|------------|------------|------------|------------|
| Media | 00h-24h | 1.061 10,56% | 676 16,27% | 660 16,82% | 704 11,79% | 616 16,07% | 688 13,37% | 734 14,15% |
| Laborales | 06h-22h | 960 9,58% | 628 15,92% | 614 16,45% | 662 10,27% | 573 15,36% | 630 12,86% | 678 13,41% |
| | 08h-14h | 389 12,34% | 239 20,08% | 246 19,92% | 281 12,10% | 225 17,33% | 254 14,17% | 272 15,99% |



| | | | | | | | | |
|--------|---------|------------|------------|------------|------------|------------|------------|-------------------|
| Media | 00h-24h | 972 9,88% | 645 14,11% | 628 14,65% | 654 11,16% | 582 14,09% | 674 11,72% | 692 12,60% |
| Diaria | 06h-22h | 876 8,68% | 590 13,90% | 572 14,51% | 610 9,51% | 537 13,41% | 601 11,48% | 631 11,91% |
| | 08h-14h | 346 10,98% | 217 17,97% | 229 17,47% | 247 11,74% | 210 15,24% | 233 13,30% | 247 14,45% |



| | | | | | | | | |
|--------------|---|---------|---------|---------|---------|---------|---------|---------|
| Coeficientes | N | 1,10521 | 1,07643 | 1,07492 | 1,06344 | 1,07504 | 1,09206 | |
| | L | 0,69180 | 1,08580 | 1,11212 | 1,04261 | 1,19156 | 1,06686 | |
| Coeficiente | S | | | | | | | 0,94336 |

Los datos en color negro corresponden al total de vehículos y los datos en color azul corresponden a vehículos pesados (en %)



Castilla-La Mancha

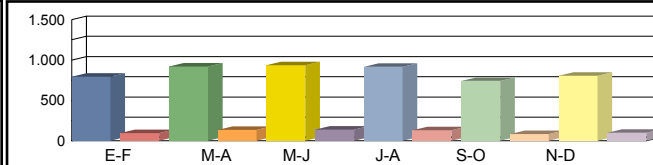
Consejería de Fomento

Estación: CU-70e
Carretera: CM-3124 p.k. 18,80 **Provincia:** CUENCA
Ubicación: Int. CM-3114 - Int. CM-220
Año: 2023
Tipo: COBERTURA

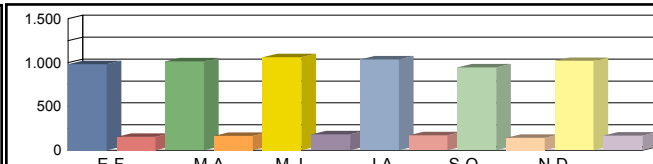
Dirección General de Carreteras

| | Ene-Feb | Mar-Abr | May-Jun | Jul-Ago | Sep-Oct | Nov-Dic | IMD |
|--|---------|---------|---------|---------|---------|---------|-----|
|--|---------|---------|---------|---------|---------|---------|-----|

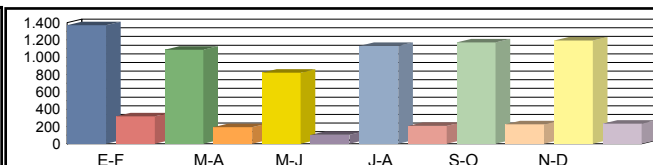
| | | | | | | | | |
|----------------|---------|------------|------------|------------|------------|------------|------------|------------|
| Media Domingos | 00h-24h | 793 10,92% | 922 12,70% | 937 12,90% | 915 12,60% | 741 10,20% | 805 11,08% | 852 11,73% |
| | 06h-22h | 723 9,82% | 806 10,96% | 817 11,10% | 755 10,26% | 697 9,47% | 734 9,97% | 755 10,26% |
| | 08h-14h | 194 6,83% | 249 8,78% | 297 10,47% | 280 9,86% | 180 6,35% | 232 8,18% | 239 8,41% |



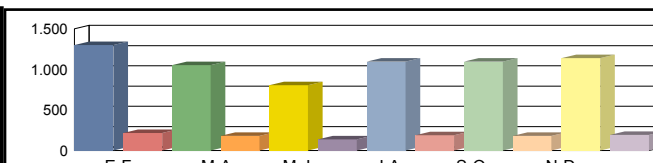
| | | | | | | | | |
|---------------|---------|------------|--------------|--------------|--------------|------------|--------------|--------------|
| Media Sábados | 00h-24h | 981 13,51% | 1.012 13,93% | 1.060 14,59% | 1.034 14,24% | 943 12,98% | 1.019 14,03% | 1.008 13,88% |
| | 06h-22h | 884 12,02% | 944 12,82% | 978 13,29% | 959 13,03% | 887 12,06% | 935 12,70% | 931 12,65% |
| | 08h-14h | 420 14,79% | 477 16,81% | 487 17,18% | 385 13,56% | 432 15,24% | 517 18,22% | 453 15,97% |



| | | | | | | | | |
|-----------------|---------|--------------|--------------|------------|--------------|--------------|--------------|--------------|
| Media Laborales | 00h-24h | 1.371 18,88% | 1.088 14,98% | 823 11,33% | 1.130 15,55% | 1.173 16,15% | 1.194 16,44% | 1.130 15,56% |
| | 06h-22h | 1.312 17,83% | 1.033 14,04% | 780 10,60% | 1.038 14,11% | 1.136 15,44% | 1.130 15,35% | 1.072 14,56% |
| | 08h-14h | 505 17,80% | 395 13,92% | 307 10,83% | 416 14,68% | 435 15,34% | 412 14,53% | 412 14,52% |



| | | | | | | | | |
|--------------|---------|--------------|--------------|------------|--------------|--------------|--------------|--------------|
| Media Diaria | 00h-24h | 1.299 14,19% | 1.053 14,50% | 804 14,63% | 1.096 14,54% | 1.097 14,01% | 1.139 14,29% | 1.081 14,36% |
| | 06h-22h | 1.229 13,15% | 988 13,42% | 751 13,51% | 987 13,35% | 1.060 13,10% | 1.068 13,27% | 1.014 13,30% |
| | 08h-14h | 473 13,04% | 386 13,60% | 306 13,90% | 397 13,29% | 407 13,03% | 406 13,72% | 396 13,43% |



| | | | | | | | | |
|--------------|---|--|--|--|--|--|--|--|
| Coeficientes | N | | | | | | | |
| | L | | | | | | | |
| Coeficiente | S | | | | | | | |

Los datos en color negro corresponden al total de vehículos y los datos en color azul corresponden a vehículos pesados (en %)



Castilla-La Mancha

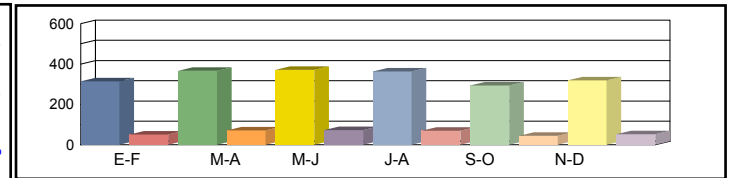
Consejería de Fomento

Estación: CU-70f
Carretera: CM-3124 p.k. 8,50 **Provincia:** CUENCA
Ubicación: Int. CUV-8307 - Int. CM-3114
Año: 2023
Tipo: COBERTURA

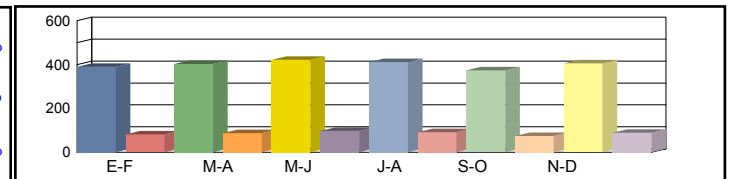
Dirección General de Carreteras

| Ene-Feb | Mar-Abr | May-Jun | Jul-Ago | Sep-Oct | Nov-Dic | IMD |
|---------|---------|---------|---------|---------|---------|-----|
|---------|---------|---------|---------|---------|---------|-----|

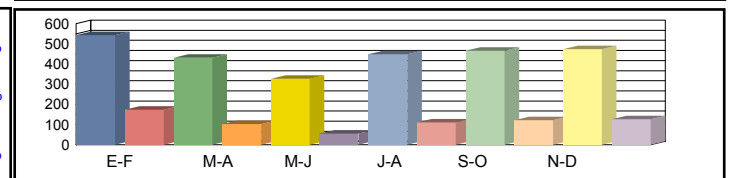
| | | | | | | | | |
|----------------|---------|------------|------------|------------|------------|------------|------------|------------|
| Media Domingos | 00h-24h | 315 14,00% | 366 16,28% | 372 16,54% | 363 16,16% | 294 13,08% | 320 14,21% | 338 15,05% |
| | 06h-22h | 271 11,54% | 303 12,88% | 307 13,05% | 284 12,05% | 262 11,13% | 276 11,71% | 284 12,06% |
| | 08h-14h | 86 8,92% | 111 11,47% | 132 13,67% | 125 12,87% | 80 8,29% | 103 10,69% | 106 10,99% |



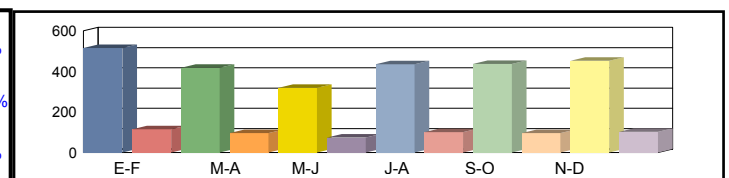
| | | | | | | | | |
|---------------|---------|------------|------------|------------|------------|------------|------------|------------|
| Media Sábados | 00h-24h | 390 17,32% | 402 17,86% | 421 18,71% | 411 18,26% | 374 16,65% | 405 18,00% | 400 17,80% |
| | 06h-22h | 332 14,12% | 354 15,07% | 367 15,61% | 360 15,31% | 333 14,17% | 351 14,93% | 350 14,87% |
| | 08h-14h | 187 19,32% | 212 21,95% | 217 22,44% | 171 17,71% | 193 19,89% | 230 23,79% | 202 20,85% |



| | | | | | | | | |
|-----------------|---------|------------|------------|------------|------------|------------|------------|------------|
| Media Laborales | 00h-24h | 544 24,21% | 432 19,21% | 327 14,54% | 448 19,95% | 466 20,71% | 474 21,08% | 448 19,95% |
| | 06h-22h | 493 20,96% | 388 16,49% | 293 12,46% | 390 16,58% | 427 18,14% | 424 18,04% | 402 17,11% |
| | 08h-14h | 225 23,25% | 176 18,18% | 137 14,14% | 186 19,16% | 194 20,03% | 184 18,97% | 184 18,95% |



| | | | | | | | | |
|--------------|---------|------------|------------|------------|------------|------------|------------|------------|
| Media Diaria | 00h-24h | 515 18,20% | 418 18,60% | 319 18,76% | 435 18,64% | 436 17,97% | 452 18,32% | 429 18,42% |
| | 06h-22h | 462 15,45% | 371 15,77% | 282 15,88% | 371 15,69% | 399 15,40% | 401 15,59% | 381 15,63% |
| | 08h-14h | 211 17,02% | 172 17,76% | 137 18,15% | 178 17,36% | 182 17,01% | 181 17,91% | 177 17,54% |



| | | | | | | | | |
|--------------|---|--|--|--|--|--|--|--|
| Coeficientes | N | | | | | | | |
| | L | | | | | | | |
| Coeficiente | S | | | | | | | |

Los datos en color negro corresponden al total de vehículos y los datos en color azul corresponden a vehículos pesados (en %)



Castilla-La Mancha

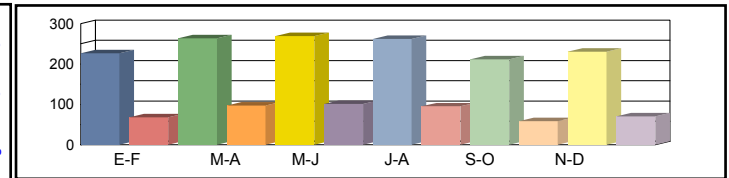
Consejería de Fomento

Estación: CU-70j
Carretera: CM-3124 p.k. 30,50 **Provincia:** CUENCA
Ubicación: Int. CM-220 - Int. CM-3116
Año: 2023
Tipo: COBERTURA

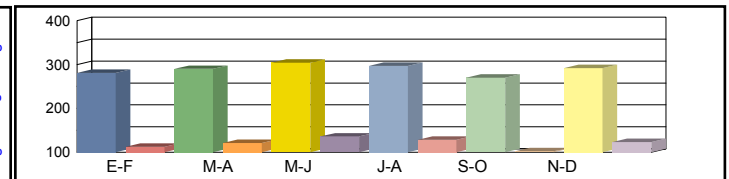
Dirección General de Carreteras

| Ene-Feb | Mar-Abr | May-Jun | Jul-Ago | Sep-Oct | Nov-Dic | IMD |
|---------|---------|---------|---------|---------|---------|-----|
|---------|---------|---------|---------|---------|---------|-----|

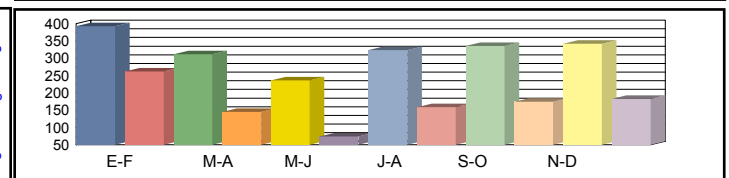
| | | | | | | | | |
|----------------|---------|-------------------|-------------------|-------------------|-------------------|-------------------|-------------------|-------------------|
| Media Domingos | 00h-24h | 227 23,13% | 264 26,89% | 269 27,32% | 262 26,69% | 212 21,60% | 231 23,47% | 244 24,85% |
| | 06h-22h | 187 20,96% | 208 23,39% | 211 23,70% | 195 21,89% | 180 20,22% | 190 21,28% | 195 21,91% |
| | 08h-14h | 67 9,02% | 86 11,59% | 102 13,83% | 96 13,02% | 62 8,38% | 80 10,80% | 82 11,11% |



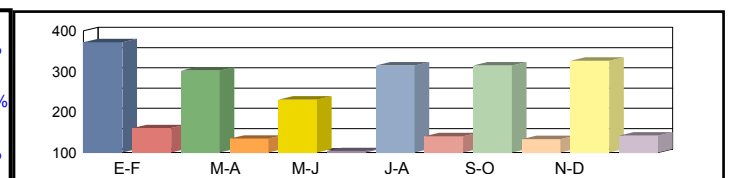
| | | | | | | | | |
|---------------|---------|-------------------|-------------------|-------------------|-------------------|-------------------|-------------------|-------------------|
| Media Sábados | 00h-24h | 281 28,61% | 290 29,50% | 304 30,90% | 297 30,16% | 270 27,49% | 292 29,72% | 289 29,40% |
| | 06h-22h | 229 25,65% | 244 27,38% | 253 28,36% | 248 27,82% | 229 25,74% | 242 27,12% | 241 27,01% |
| | 08h-14h | 144 19,53% | 164 22,19% | 168 22,68% | 132 17,90% | 149 20,11% | 178 24,06% | 156 21,08% |



| | | | | | | | | |
|-----------------|---------|-------------------|-------------------|-------------------|-------------------|-------------------|-------------------|-------------------|
| Media Laborales | 00h-24h | 393 39,99% | 312 31,73% | 236 24,01% | 324 32,94% | 336 34,20% | 342 34,81% | 324 32,95% |
| | 06h-22h | 339 38,07% | 267 29,96% | 202 22,63% | 268 30,12% | 294 32,95% | 292 32,77% | 277 31,08% |
| | 08h-14h | 174 23,50% | 136 18,38% | 106 14,29% | 143 19,37% | 150 20,25% | 142 19,18% | 142 19,16% |



| | | | | | | | | |
|--------------|---------|-------------------|-------------------|-------------------|-------------------|-------------------|-------------------|--------------------------|
| Media Diaria | 00h-24h | 372 30,06% | 302 30,72% | 230 30,98% | 314 30,79% | 314 29,68% | 326 30,26% | 310 30,41% |
| | 06h-22h | 317 28,06% | 255 28,65% | 194 28,84% | 255 28,50% | 274 27,97% | 276 28,32% | 262 28,39% |
| | 08h-14h | 163 17,21% | 133 17,96% | 106 18,35% | 137 17,55% | 140 17,20% | 140 18,11% | 136 17,73% |



| | | | | | | | | |
|--------------|---|--|--|--|--|--|--|--|
| Coeficientes | N | | | | | | | |
| | L | | | | | | | |
| Coeficiente | S | | | | | | | |

Los datos en color negro corresponden al total de vehículos y los datos en color azul corresponden a vehículos pesados (en %)



Castilla-La Mancha

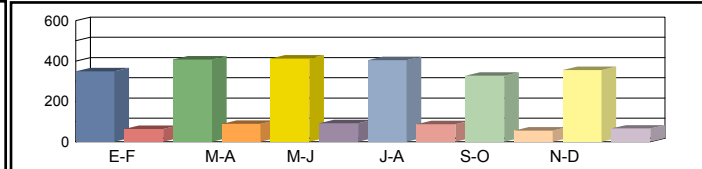
Consejería de Fomento

Estación: CU-70k
Carretera: CM-3124 p.k. 41,00 **Provincia:** CUENCA
Ubicación: Int. CM-3116 - Int. CM-3222
Año: 2023
Tipo: COBERTURA

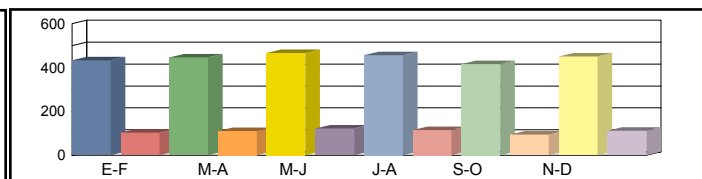
Dirección General de Carreteras

| | Ene-Feb | Mar-Abr | May-Jun | Jul-Ago | Sep-Oct | Nov-Dic | IMD |
|--|---------|---------|---------|---------|---------|---------|-----|
|--|---------|---------|---------|---------|---------|---------|-----|

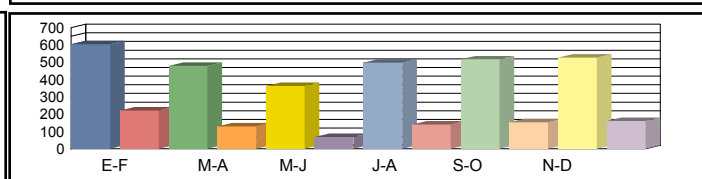
| | | | | | | | | |
|----------------|---------|------------|------------|------------|------------|------------|------------|------------|
| Media Domingos | 00h-24h | 350 15,49% | 407 18,01% | 413 18,30% | 404 17,87% | 327 14,46% | 355 15,72% | 376 16,64% |
| | 06h-22h | 311 14,50% | 347 16,18% | 351 16,39% | 324 15,14% | 300 13,98% | 315 14,71% | 325 15,15% |
| | 08h-14h | 94 11,25% | 121 14,45% | 144 17,24% | 136 16,23% | 88 10,45% | 113 13,47% | 116 13,85% |



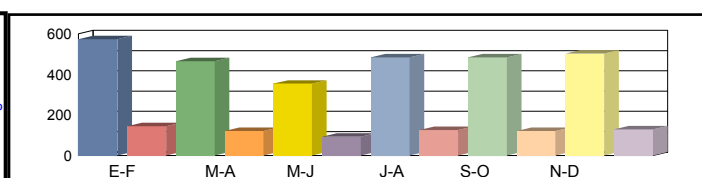
| | | | | | | | | |
|---------------|---------|------------|------------|------------|------------|------------|------------|------------|
| Media Sábados | 00h-24h | 433 19,16% | 446 19,76% | 467 20,70% | 456 20,20% | 416 18,41% | 450 19,90% | 445 19,69% |
| | 06h-22h | 380 17,74% | 406 18,93% | 420 19,61% | 412 19,24% | 381 17,80% | 402 18,75% | 400 18,68% |
| | 08h-14h | 204 24,35% | 232 27,67% | 237 28,28% | 187 22,32% | 210 25,08% | 251 29,99% | 220 26,28% |



| | | | | | | | | |
|-----------------|---------|------------|------------|------------|------------|------------|------------|------------|
| Media Laborales | 00h-24h | 605 26,78% | 480 21,25% | 363 16,08% | 498 22,06% | 517 22,91% | 527 23,31% | 498 22,06% |
| | 06h-22h | 564 26,33% | 444 20,72% | 335 15,65% | 446 20,83% | 488 22,79% | 486 22,67% | 460 21,50% |
| | 08h-14h | 245 29,30% | 192 22,92% | 149 17,82% | 202 24,15% | 211 25,24% | 200 23,91% | 200 23,89% |



| | | | | | | | | |
|--------------|---------|------------|------------|------------|------------|------------|------------|------------|
| Media Diaria | 00h-24h | 573 20,13% | 465 20,57% | 354 20,75% | 483 20,62% | 484 19,88% | 503 20,27% | 477 20,37% |
| | 06h-22h | 528 19,41% | 425 19,82% | 322 19,94% | 424 19,71% | 456 19,34% | 459 19,58% | 436 19,63% |
| | 08h-14h | 229 21,45% | 188 22,39% | 149 22,87% | 193 21,88% | 197 21,44% | 197 22,58% | 192 22,10% |



| | | | | | | | |
|--------------|---|--|--|--|--|--|--|
| Coeficientes | N | | | | | | |
| | L | | | | | | |
| Coeficiente | S | | | | | | |

Los datos en color negro corresponden al total de vehículos y los datos en color azul corresponden a vehículos pesados (en %)



Castilla-La Mancha

Consejería de Fomento

Estación: CU-73
Carretera: CM-311 p.k. 18,16 **Provincia:** CUENCA
Ubicación: Iniesta - Graja de Iniesta
Año: 2023
Tipo: PRIMARIA

Dirección General de Carreteras

| Ene-Feb | Mar-Abr | May-Jun | Jul-Ago | Sep-Oct | Nov-Dic | IMD |
|---------|---------|---------|---------|---------|---------|-----|
|---------|---------|---------|---------|---------|---------|-----|

| | | | | | | | | | |
|----------------|---------|--------------------|--------------------|--------------------|--------------------|--------------------|--------------------|--------------------|--|
| Media Domingos | 00h-24h | 1.768 4,47% | 1.231 5,36% | 1.059 6,99% | 1.089 5,88% | 1.158 7,17% | 1.266 6,16% | 1.262 6,00% | |
| | 06h-22h | 1.501 3,73% | 1.034 5,03% | 962 6,86% | 937 5,02% | 1.018 7,56% | 1.152 5,82% | 1.101 5,67% | |
| | 08h-14h | 455 1,76% | 269 5,20% | 331 8,46% | 332 6,02% | 288 6,94% | 446 4,04% | 354 5,40% | |

| | | | | | | | | | |
|---------------|---------|--------------------|---------------------|---------------------|--------------------|---------------------|---------------------|---------------------|--|
| Media Sábados | 00h-24h | 1.787 7,72% | 1.352 13,39% | 1.286 12,91% | 1.389 7,85% | 1.563 12,48% | 1.136 14,96% | 1.419 11,55% | |
| | 06h-22h | 1.593 7,97% | 1.227 12,55% | 1.168 11,99% | 1.238 6,87% | 1.466 12,28% | 965 16,37% | 1.276 11,34% | |
| | 08h-14h | 748 8,16% | 543 15,84% | 524 16,60% | 575 9,04% | 705 12,48% | 448 17,63% | 590 13,29% | |

| | | | | | | | | | |
|-----------------|---------|---------------------|---------------------|---------------------|---------------------|---------------------|---------------------|---------------------|--|
| Media Laborales | 00h-24h | 2.224 18,88% | 1.707 30,35% | 1.583 30,83% | 2.023 17,15% | 1.942 31,46% | 1.691 30,69% | 1.862 26,56% | |
| | 06h-22h | 2.033 18,74% | 1.580 29,56% | 1.446 29,67% | 1.867 17,84% | 1.813 31,55% | 1.544 31,22% | 1.714 26,43% | |
| | 08h-14h | 886 17,27% | 633 33,18% | 636 32,55% | 733 18,42% | 724 30,66% | 635 32,13% | 708 27,37% | |

| | | | | | | | | | |
|--------------|---------|---------------------|---------------------|---------------------|---------------------|---------------------|---------------------|----------------------------|--|
| Media Diaria | 00h-24h | 2.096 15,79% | 1.588 25,50% | 1.466 26,13% | 1.799 15,18% | 1.776 26,80% | 1.551 26,18% | 1.713 22,60% | |
| | 06h-22h | 1.894 15,73% | 1.452 25,00% | 1.337 25,13% | 1.644 15,63% | 1.650 27,03% | 1.405 26,76% | 1.564 22,55% | |
| | 08h-14h | 805 14,78% | 568 28,87% | 576 28,47% | 653 16,39% | 659 26,40% | 582 27,49% | 640 23,73% | |

| | | | | | | | | |
|--------------|---|---------|---------|---------|---------|---------|---------|---------|
| Coeficientes | N | 1,09395 | 1,08038 | 1,09474 | 1,08356 | 1,07115 | 1,09521 | |
| | L | 0,83723 | 1,09080 | 1,17625 | 0,92042 | 0,95881 | 1,10112 | |
| Coeficiente | S | | | | | | | 0,91998 |

Los datos en color negro corresponden al total de vehículos y los datos en color azul corresponden a vehículos pesados (en %)



Castilla-La Mancha

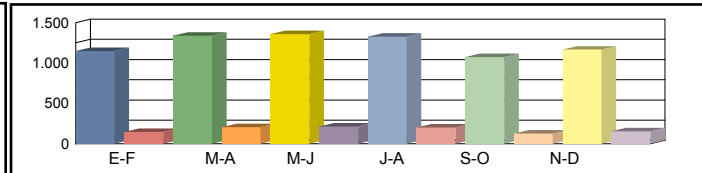
Consejería de Fomento

Estación: CU-73a
Carretera: CM-3222 p.k. 32,00 **Provincia:** CUENCA
Ubicación: Límite Provincia con Albacete - Iniesta
Año: 2023
Tipo: COBERTURA

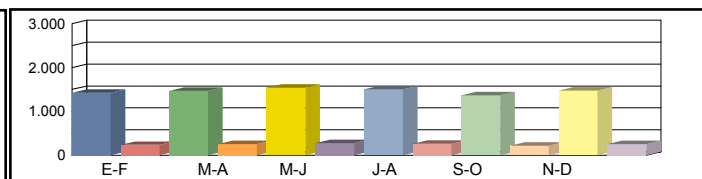
Dirección General de Carreteras

| | Ene-Feb | Mar-Abr | May-Jun | Jul-Ago | Sep-Oct | Nov-Dic | IMD |
|--|---------|---------|---------|---------|---------|---------|-----|
|--|---------|---------|---------|---------|---------|---------|-----|

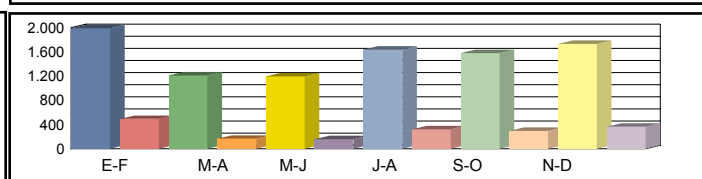
| | | | | | | | | |
|----------------|---------|--------------|--------------|--------------|--------------|--------------|--------------|--------------|
| Media Domingos | 00h-24h | 1.150 11,50% | 1.337 13,37% | 1.359 13,59% | 1.327 13,27% | 1.074 10,74% | 1.167 11,67% | 1.236 12,36% |
| | 06h-22h | 1.018 10,39% | 1.136 11,59% | 1.151 11,74% | 1.063 10,85% | 982 10,02% | 1.033 10,54% | 1.064 10,85% |
| | 08h-14h | 323 7,15% | 416 9,19% | 496 10,96% | 467 10,31% | 301 6,64% | 387 8,56% | 398 8,80% |



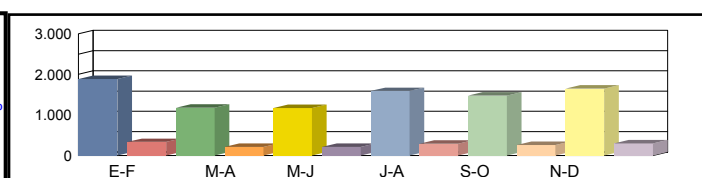
| | | | | | | | | |
|---------------|---------|--------------|--------------|--------------|--------------|--------------|--------------|--------------|
| Media Sábados | 00h-24h | 1.423 14,23% | 1.467 14,67% | 1.537 15,37% | 1.500 15,00% | 1.367 13,67% | 1.478 14,78% | 1.462 14,62% |
| | 06h-22h | 1.245 12,71% | 1.329 13,56% | 1.377 14,05% | 1.351 13,78% | 1.250 12,75% | 1.317 13,44% | 1.312 13,38% |
| | 08h-14h | 700 15,48% | 796 17,59% | 813 17,98% | 642 14,19% | 721 15,94% | 862 19,06% | 756 16,71% |



| | | | | | | | | |
|-----------------|---------|--------------|--------------|--------------|--------------|--------------|--------------|--------------|
| Media Laborales | 00h-24h | 1.989 19,88% | 1.213 12,13% | 1.194 11,94% | 1.638 16,38% | 1.578 15,78% | 1.731 17,31% | 1.557 15,57% |
| | 06h-22h | 1.849 18,86% | 1.128 11,51% | 1.099 11,21% | 1.462 14,92% | 1.455 14,85% | 1.592 16,24% | 1.431 14,60% |
| | 08h-14h | 843 18,63% | 488 10,79% | 512 11,33% | 695 15,35% | 659 14,57% | 687 15,20% | 647 14,31% |



| | | | | | | | | |
|--------------|---------|--------------|--------------|--------------|--------------|--------------|--------------|--------------|
| Media Diaria | 00h-24h | 1.884 14,95% | 1.174 15,28% | 1.166 15,41% | 1.589 15,31% | 1.476 14,76% | 1.651 15,05% | 1.490 15,12% |
| | 06h-22h | 1.732 13,90% | 1.079 14,20% | 1.058 14,29% | 1.391 14,12% | 1.358 13,86% | 1.504 14,03% | 1.354 14,07% |
| | 08h-14h | 789 13,64% | 477 14,23% | 511 14,54% | 663 13,91% | 617 13,63% | 677 14,35% | 622 14,05% |



| | | | | | | | |
|--------------|---|--|--|--|--|--|--|
| Coeficientes | N | | | | | | |
| | L | | | | | | |
| Coeficiente | S | | | | | | |

Los datos en color negro corresponden al total de vehículos y los datos en color azul corresponden a vehículos pesados (en %)



Castilla-La Mancha

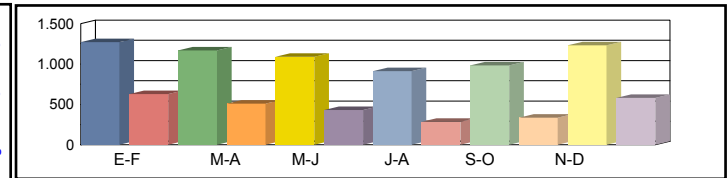
Consejería de Fomento

Estación: CU-73b
Carretera: CM-311 p.k. 12,00 **Provincia:** CUENCA
Ubicación: Villanueva de la Jara - Iniesta
Año: 2023
Tipo: COBERTURA

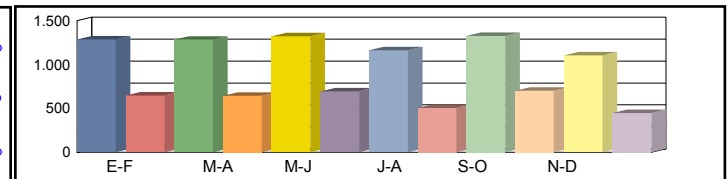
Dirección General de Carreteras

| Ene-Feb | Mar-Abr | May-Jun | Jul-Ago | Sep-Oct | Nov-Dic | IMD |
|---------|---------|---------|---------|---------|---------|-----|
|---------|---------|---------|---------|---------|---------|-----|

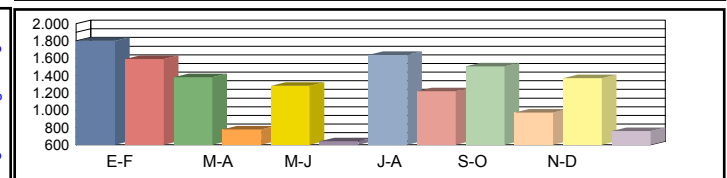
| | | | | | | | | |
|----------------|---------|--------------|--------------|--------------|------------|------------|--------------|--------------|
| Media Domingos | 00h-24h | 1.272 33,11% | 1.169 30,43% | 1.089 28,36% | 913 23,76% | 983 25,60% | 1.231 32,04% | 1.110 28,88% |
| | 06h-22h | 1.071 31,74% | 962 28,52% | 972 28,81% | 770 22,82% | 834 24,71% | 1.108 32,83% | 953 28,24% |
| | 08h-14h | 276 27,57% | 231 23,10% | 280 28,03% | 248 24,80% | 213 21,31% | 374 37,37% | 270 27,03% |



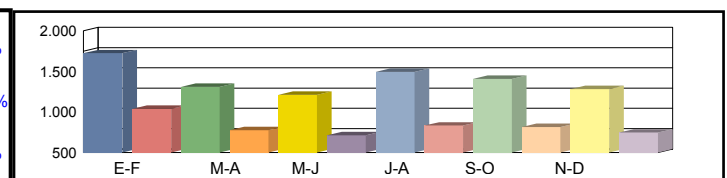
| | | | | | | | | |
|---------------|---------|--------------|--------------|--------------|--------------|--------------|--------------|--------------|
| Media Sábados | 00h-24h | 1.286 33,47% | 1.284 33,42% | 1.323 34,44% | 1.164 30,31% | 1.327 34,55% | 1.105 28,75% | 1.248 32,49% |
| | 06h-22h | 1.136 33,68% | 1.142 33,84% | 1.180 34,98% | 1.017 30,16% | 1.200 35,58% | 928 27,50% | 1.100 32,62% |
| | 08h-14h | 453 45,32% | 467 46,62% | 444 44,37% | 430 42,94% | 522 52,17% | 376 37,54% | 449 44,83% |



| | | | | | | | | |
|-----------------|---------|--------------|--------------|--------------|--------------|--------------|--------------|--------------|
| Media Laborales | 00h-24h | 1.801 46,89% | 1.382 35,99% | 1.282 33,38% | 1.638 42,65% | 1.508 39,26% | 1.370 35,65% | 1.497 38,97% |
| | 06h-22h | 1.602 47,50% | 1.245 36,91% | 1.140 33,78% | 1.472 43,62% | 1.351 40,04% | 1.217 36,07% | 1.338 39,66% |
| | 08h-14h | 611 61,03% | 436 43,60% | 438 43,81% | 505 50,49% | 488 48,77% | 438 43,74% | 486 48,58% |



| | | | | | | | | |
|--------------|---------|--------------|--------------|--------------|--------------|--------------|--------------|---------------------|
| Media Diaria | 00h-24h | 1.723 37,55% | 1.308 37,16% | 1.209 37,01% | 1.492 35,77% | 1.407 36,63% | 1.282 36,73% | 1.404 36,81% |
| | 06h-22h | 1.518 37,95% | 1.166 37,51% | 1.074 37,72% | 1.330 36,17% | 1.256 37,22% | 1.131 37,22% | 1.246 37,30% |
| | 08h-14h | 567 45,25% | 400 44,80% | 406 45,18% | 461 44,51% | 454 45,33% | 409 45,54% | 450 45,10% |



| | | | | | | | |
|--------------|---|--|--|--|--|--|--|
| Coeficientes | N | | | | | | |
| | L | | | | | | |
| Coeficiente | S | | | | | | |

Los datos en color negro corresponden al total de vehículos y los datos en color azul corresponden a vehículos pesados (en %)



Castilla-La Mancha

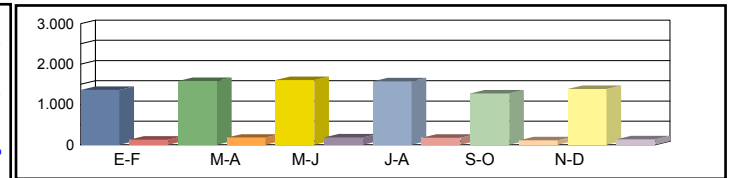
Consejería de Fomento

Estación: CU-73c
Carretera: CM-3116 p.k. 19,00 **Provincia:** CUENCA
Ubicación: Villagarcía del Llano - Iniesta
Año: 2023
Tipo: COBERTURA

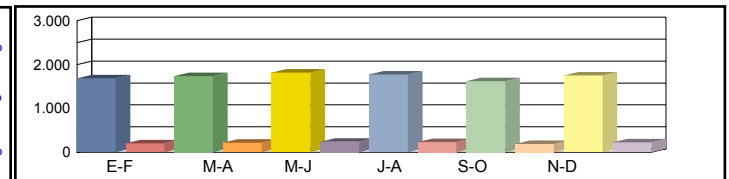
Dirección General de Carreteras

| | Ene-Feb | Mar-Abr | May-Jun | Jul-Ago | Sep-Oct | Nov-Dic | IMD |
|--|---------|---------|---------|---------|---------|---------|-----|
|--|---------|---------|---------|---------|---------|---------|-----|

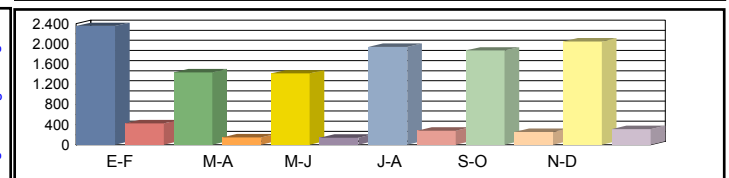
| | | | | | | | | |
|----------------|---------|--------------------|---------------------|---------------------|---------------------|--------------------|--------------------|--------------------|
| Media Domingos | 00h-24h | 1.361 8,82% | 1.582 10,26% | 1.608 10,42% | 1.570 10,18% | 1.271 8,24% | 1.381 8,95% | 1.462 9,48% |
| | 06h-22h | 1.240 8,29% | 1.383 9,25% | 1.402 9,37% | 1.295 8,66% | 1.196 8,00% | 1.258 8,42% | 1.296 8,66% |
| | 08h-14h | 339 6,53% | 436 8,40% | 520 10,01% | 489 9,43% | 315 6,07% | 406 7,83% | 418 8,04% |



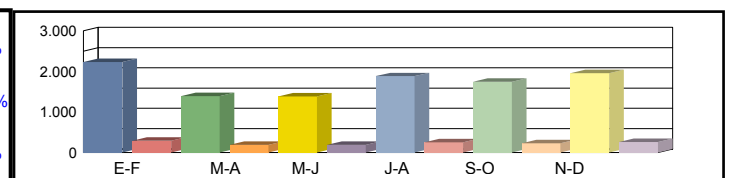
| | | | | | | | | |
|---------------|---------|---------------------|---------------------|---------------------|---------------------|---------------------|---------------------|---------------------|
| Media Sábados | 00h-24h | 1.683 10,92% | 1.736 11,25% | 1.818 11,79% | 1.775 11,51% | 1.618 10,49% | 1.749 11,34% | 1.730 11,22% |
| | 06h-22h | 1.517 10,14% | 1.619 10,83% | 1.677 11,22% | 1.645 11,00% | 1.522 10,18% | 1.604 10,73% | 1.597 10,68% |
| | 08h-14h | 734 14,15% | 834 16,07% | 853 16,43% | 673 12,97% | 756 14,57% | 904 17,42% | 792 15,27% |



| | | | | | | | | |
|-----------------|---------|---------------------|--------------------|--------------------|---------------------|---------------------|---------------------|---------------------|
| Media Laborales | 00h-24h | 2.353 15,25% | 1.435 9,30% | 1.413 9,16% | 1.938 12,57% | 1.867 12,10% | 2.048 13,28% | 1.842 11,94% |
| | 06h-22h | 2.251 15,06% | 1.374 9,19% | 1.338 8,95% | 1.781 11,91% | 1.772 11,85% | 1.938 12,96% | 1.742 11,65% |
| | 08h-14h | 884 17,02% | 512 9,86% | 537 10,35% | 728 14,03% | 691 13,31% | 721 13,89% | 679 13,08% |



| | | | | | | | | |
|--------------|---------|---------------------|---------------------|---------------------|---------------------|---------------------|---------------------|----------------------------|
| Media Diaria | 00h-24h | 2.229 11,47% | 1.389 11,72% | 1.380 11,82% | 1.880 11,74% | 1.746 11,32% | 1.953 11,55% | 1.763 11,60% |
| | 06h-22h | 2.108 11,10% | 1.314 11,33% | 1.288 11,41% | 1.694 11,27% | 1.654 11,06% | 1.831 11,20% | 1.648 11,23% |
| | 08h-14h | 828 12,46% | 500 13,01% | 536 13,29% | 695 12,71% | 647 12,46% | 710 13,12% | 653 12,84% |



| | | | | | | | | |
|--------------|---|--|--|--|--|--|--|--|
| Coeficientes | N | | | | | | | |
| | L | | | | | | | |
| Coeficiente | S | | | | | | | |

Los datos en color negro corresponden al total de vehículos y los datos en color azul corresponden a vehículos pesados (en %)



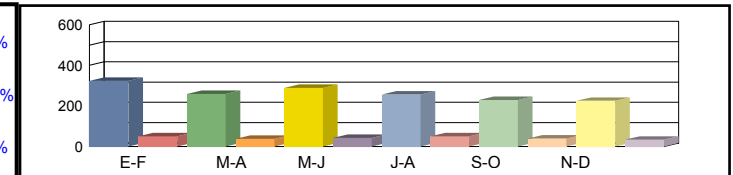
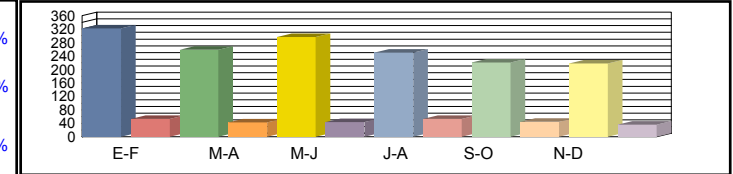
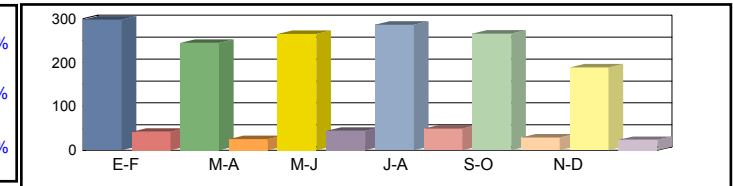
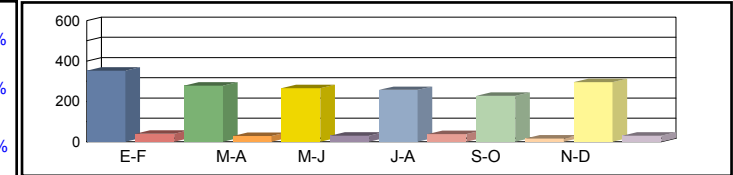
Castilla-La Mancha

Consejería de Fomento

Estación: CU-74
Carretera: CM-2203 p.k. 3,40 **Provincia:** CUENCA
Ubicación: Sta. Cruz de Moya - Límite Provincia con Valencia
Año: 2023
Tipo: PRIMARIA

Dirección General de Carreteras

| | | Ene-Feb | Mar-Abr | May-Jun | Jul-Ago | Sep-Oct | Nov-Dic | IMD |
|-----------------|---------|------------|------------|------------|------------|------------|------------|------------|
| Media Domingos | 00h-24h | 353 10,20% | 279 9,32% | 266 10,15% | 257 12,84% | 228 6,58% | 295 9,49% | 280 9,76% |
| | 06h-22h | 326 7,67% | 254 6,69% | 233 6,44% | 235 9,79% | 199 3,52% | 278 7,55% | 254 6,94% |
| | 08h-14h | 141 7,80% | 140 7,86% | 104 4,81% | 87 10,34% | 73 4,11% | 103 10,68% | 108 7,60% |
| Media Sábados | 00h-24h | 298 12,42% | 245 9,39% | 265 14,34% | 286 14,69% | 266 9,77% | 189 11,11% | 258 11,95% |
| | 06h-22h | 274 11,31% | 219 5,94% | 215 10,23% | 255 11,76% | 246 7,72% | 174 9,20% | 230 9,36% |
| | 08h-14h | 123 10,57% | 125 2,40% | 123 6,50% | 137 10,22% | 137 5,84% | 113 5,31% | 126 6,81% |
| Media Laborales | 00h-24h | 322 14,29% | 259 14,29% | 297 12,79% | 250 17,60% | 221 16,74% | 218 14,22% | 261 14,99% |
| | 06h-22h | 290 11,38% | 237 11,39% | 256 10,55% | 222 14,41% | 201 14,43% | 198 12,12% | 234 12,38% |
| | 08h-14h | 120 10,00% | 105 12,38% | 98 9,18% | 105 11,43% | 97 14,43% | 97 12,37% | 104 11,63% |
| Media Diaria | 00h-24h | 323 13,31% | 259 12,74% | 289 12,80% | 256 16,41% | 229 14,41% | 225 12,89% | 264 13,76% |
| | 06h-22h | 294 10,88% | 237 10,13% | 246 9,76% | 228 13,16% | 207 11,59% | 206 11,17% | 236 11,11% |
| | 08h-14h | 123 9,76% | 112 9,82% | 102 7,84% | 107 11,21% | 99 11,11% | 100 11,00% | 107 10,12% |
| Coeficientes | N | 1,11034 | 1,09283 | 1,16016 | 1,12613 | 1,09950 | 1,10101 | |
| | L | 0,81056 | 1,00772 | 0,87879 | 1,04400 | 1,18100 | 1,19725 | |
| Coeficiente | S | | | | | | | 1,00876 |



Los datos en color negro corresponden al total de vehículos y los datos en color azul corresponden a vehículos pesados (en %)



Castilla-La Mancha

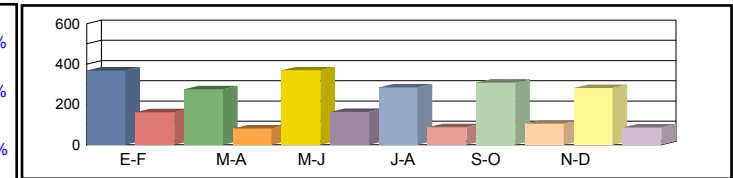
Consejería de Fomento

Estación: CU-76
Carretera: CM-2106 p.k. 74,00 **Provincia:** CUENCA
Ubicación: Vega del Codorno - Int. CM-2201 (Masegosa)
Año: 2023
Tipo: COBERTURA

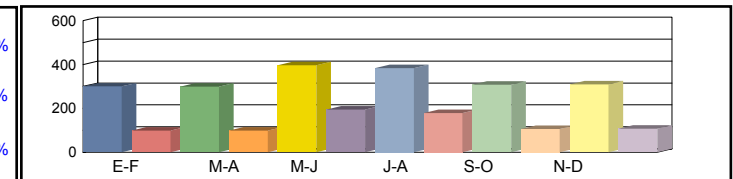
Dirección General de Carreteras

| Ene-Feb | Mar-Abr | May-Jun | Jul-Ago | Sep-Oct | Nov-Dic | IMD |
|---------|---------|---------|---------|---------|---------|-----|
|---------|---------|---------|---------|---------|---------|-----|

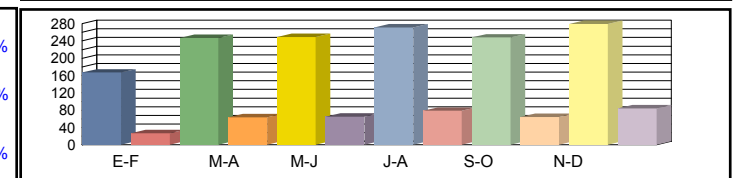
| | | | | | | | | |
|----------------|---------|-------------------|-------------------|-------------------|-------------------|-------------------|-------------------|-------------------|
| Media Domingos | 00h-24h | 368 30,48% | 275 22,77% | 369 30,63% | 285 23,62% | 308 25,51% | 282 23,36% | 314 26,06% |
| | 06h-22h | 310 25,96% | 242 20,27% | 321 26,89% | 247 20,67% | 270 22,65% | 250 20,92% | 273 22,89% |
| | 08h-14h | 116 19,15% | 89 14,73% | 110 18,25% | 79 13,12% | 93 15,39% | 96 15,80% | 97 16,07% |



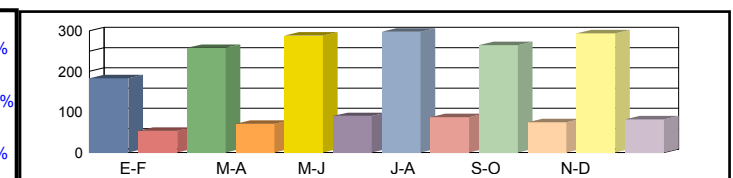
| | | | | | | | | |
|---------------|---------|-------------------|-------------------|-------------------|-------------------|-------------------|-------------------|-------------------|
| Media Sábados | 00h-24h | 300 24,87% | 299 24,81% | 397 32,89% | 383 31,74% | 308 25,55% | 310 25,69% | 333 27,59% |
| | 06h-22h | 271 22,70% | 270 22,65% | 363 30,40% | 340 28,47% | 269 22,52% | 266 22,27% | 296 24,83% |
| | 08h-14h | 117 19,42% | 127 21,01% | 161 26,63% | 162 26,74% | 112 18,45% | 104 17,28% | 130 21,59% |



| | | | | | | | | |
|-----------------|---------|-------------------|-------------------|-------------------|-------------------|-------------------|-------------------|-------------------|
| Media Laborales | 00h-24h | 167 13,84% | 247 20,45% | 249 20,68% | 271 22,50% | 248 20,56% | 279 23,13% | 244 20,19% |
| | 06h-22h | 132 11,05% | 210 17,56% | 210 17,62% | 236 19,77% | 213 17,84% | 248 20,77% | 208 17,44% |
| | 08h-14h | 62 10,31% | 87 14,32% | 96 15,92% | 96 15,92% | 92 15,22% | 108 17,82% | 90 14,92% |



| | | | | | | | | |
|--------------|---------|-------------------|-------------------|-------------------|-------------------|-------------------|-------------------|--------------------------|
| Media Diaria | 00h-24h | 183 22,60% | 258 21,48% | 288 23,76% | 298 22,60% | 265 21,98% | 294 21,70% | 264 22,35% |
| | 06h-22h | 146 19,69% | 222 18,87% | 246 20,93% | 261 19,76% | 229 19,20% | 263 18,91% | 228 19,56% |
| | 08h-14h | 67 16,38% | 91 15,97% | 109 17,28% | 104 16,56% | 95 15,70% | 111 15,60% | 96 16,25% |



| | | | | | | | | |
|--------------|---|--|--|--|--|--|--|--|
| Coeficientes | N | | | | | | | |
| | L | | | | | | | |
| Coeficiente | S | | | | | | | |

Los datos en color negro corresponden al total de vehículos y los datos en color azul corresponden a vehículos pesados (en %)



Castilla-La Mancha

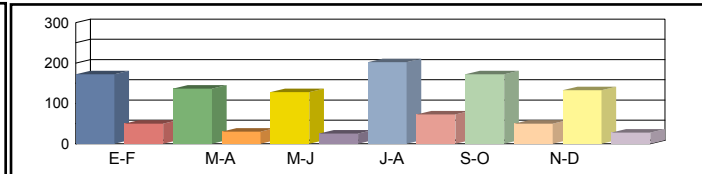
Consejería de Fomento

Estación: CU-76a
Carretera: CM-2201 p.k. 9,00 **Provincia:** CUENCA
Ubicación: Int CM-210 - Int. CM-2106
Año: 2023
Tipo: COBERTURA

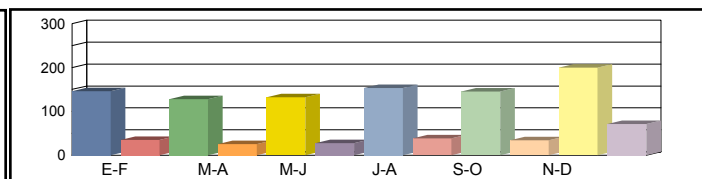
Dirección General de Carreteras

| | Ene-Feb | Mar-Abr | May-Jun | Jul-Ago | Sep-Oct | Nov-Dic | IMD |
|--|---------|---------|---------|---------|---------|---------|-----|
|--|---------|---------|---------|---------|---------|---------|-----|

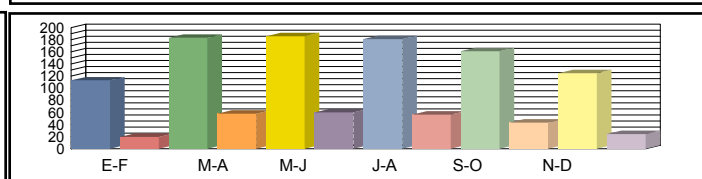
| | | | | | | | | |
|----------------|---------|------------|------------|------------|------------|------------|------------|------------|
| Media Domingos | 00h-24h | 172 22,58% | 137 17,96% | 128 16,78% | 202 26,53% | 172 22,51% | 133 17,45% | 157 20,64% |
| | 06h-22h | 122 20,69% | 95 16,04% | 89 15,07% | 146 24,69% | 122 20,64% | 93 15,70% | 111 18,81% |
| | 08h-14h | 27 16,41% | 30 18,30% | 28 17,50% | 28 17,23% | 63 38,83% | 28 16,96% | 34 20,87% |



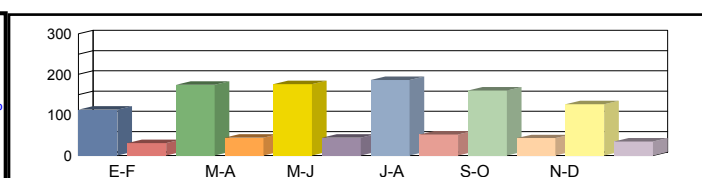
| | | | | | | | | |
|---------------|---------|------------|------------|------------|------------|------------|------------|------------|
| Media Sábados | 00h-24h | 146 19,16% | 128 16,74% | 132 17,35% | 153 20,07% | 145 19,03% | 200 26,27% | 151 19,77% |
| | 06h-22h | 106 17,90% | 85 14,41% | 91 15,33% | 105 17,70% | 106 17,89% | 139 23,55% | 105 17,80% |
| | 08h-14h | 39 23,70% | 20 12,28% | 27 16,66% | 51 31,48% | 41 25,04% | 69 42,39% | 41 25,26% |



| | | | | | | | | |
|-----------------|---------|------------|------------|------------|------------|------------|------------|------------|
| Media Laborales | 00h-24h | 113 14,88% | 183 24,07% | 186 24,41% | 181 23,79% | 161 21,12% | 125 16,39% | 158 20,78% |
| | 06h-22h | 71 12,04% | 137 23,22% | 138 23,36% | 120 20,24% | 114 19,30% | 89 15,02% | 112 18,86% |
| | 08h-14h | 27 16,39% | 56 34,44% | 60 37,05% | 50 30,64% | 46 28,26% | 37 23,04% | 46 28,30% |



| | | | | | | | | |
|--------------|---------|------------|------------|------------|------------|------------|------------|------------|
| Media Diaria | 00h-24h | 113 21,05% | 174 20,04% | 176 19,96% | 186 21,74% | 160 21,02% | 126 21,33% | 156 20,86% |
| | 06h-22h | 71 19,30% | 129 18,13% | 130 18,13% | 123 19,84% | 114 19,29% | 89 19,39% | 109 19,01% |
| | 08h-14h | 25 25,92% | 49 24,55% | 53 25,07% | 48 27,14% | 48 29,31% | 38 28,66% | 44 26,78% |



| | | | | | | | |
|--------------|---|--|--|--|--|--|--|
| Coeficientes | N | | | | | | |
| | L | | | | | | |
| Coeficiente | S | | | | | | |

Los datos en color negro corresponden al total de vehículos y los datos en color azul corresponden a vehículos pesados (en %)



Castilla-La Mancha

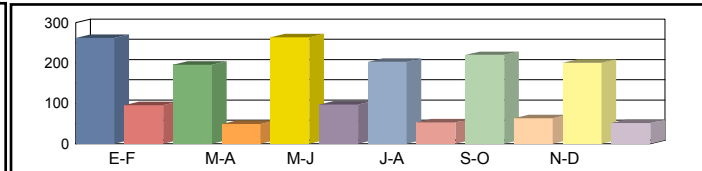
Consejería de Fomento

Estación: CU-76b
Carretera: CM-2106 p.k. 80,00 **Provincia:** CUENCA
Ubicación: Int. CM-2201 (Masegosa) - Límite Provincia con Guadalajara
Año: 2023
Tipo: COBERTURA

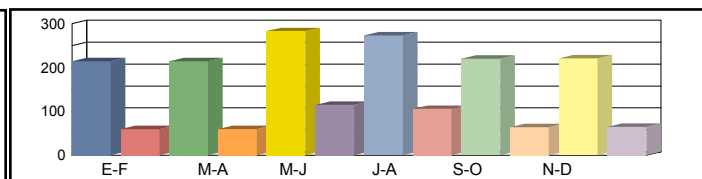
Dirección General de Carreteras

| | Ene-Feb | Mar-Abr | May-Jun | Jul-Ago | Sep-Oct | Nov-Dic | IMD |
|--|---------|---------|---------|---------|---------|---------|-----|
|--|---------|---------|---------|---------|---------|---------|-----|

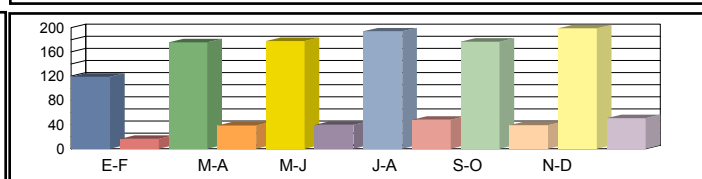
| | | | | | | | | |
|----------------|---------|------------|------------|------------|------------|------------|------------|------------|
| Media Domingos | 00h-24h | 262 26,80% | 196 20,01% | 264 26,92% | 203 20,76% | 220 22,42% | 201 20,54% | 224 22,91% |
| | 06h-22h | 175 36,38% | 136 28,41% | 181 37,68% | 139 28,96% | 152 31,74% | 141 29,32% | 154 32,08% |
| | 08h-14h | 68 34,96% | 52 26,88% | 65 33,30% | 47 23,94% | 55 28,09% | 56 28,83% | 57 29,34% |



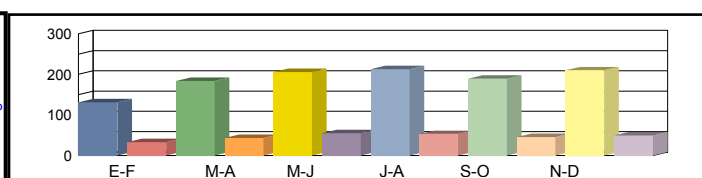
| | | | | | | | | |
|---------------|---------|------------|------------|------------|------------|------------|------------|------------|
| Media Sábados | 00h-24h | 214 21,86% | 214 21,81% | 283 28,91% | 273 27,91% | 220 22,47% | 221 22,59% | 238 24,26% |
| | 06h-22h | 153 31,81% | 152 31,74% | 204 42,59% | 191 39,89% | 151 31,56% | 150 31,20% | 167 34,80% |
| | 08h-14h | 69 35,44% | 75 38,35% | 94 48,61% | 95 48,80% | 65 33,67% | 61 31,55% | 76 39,41% |



| | | | | | | | | |
|-----------------|---------|------------|------------|------------|------------|------------|------------|------------|
| Media Laborales | 00h-24h | 119 12,17% | 176 17,98% | 178 18,18% | 194 19,78% | 177 18,08% | 199 20,33% | 174 17,75% |
| | 06h-22h | 74 15,48% | 118 24,61% | 119 24,69% | 133 27,71% | 120 25,00% | 140 29,10% | 117 24,43% |
| | 08h-14h | 37 18,82% | 51 26,13% | 56 29,06% | 56 29,06% | 54 27,78% | 63 32,53% | 53 27,23% |



| | | | | | | | | |
|--------------|---------|------------|------------|------------|------------|------------|------------|------------|
| Media Diaria | 00h-24h | 131 19,87% | 184 18,89% | 206 20,89% | 213 19,87% | 189 19,33% | 210 19,07% | 189 19,65% |
| | 06h-22h | 82 27,60% | 125 26,45% | 140 29,32% | 147 27,69% | 129 26,90% | 148 26,50% | 128 27,41% |
| | 08h-14h | 40 29,90% | 54 29,16% | 64 31,54% | 61 30,23% | 56 28,66% | 65 28,47% | 57 29,66% |



| | | | | | | | | |
|--------------|---|--|--|--|--|--|--|--|
| Coeficientes | N | | | | | | | |
| | L | | | | | | | |
| Coeficiente | S | | | | | | | |

Los datos en color negro corresponden al total de vehículos y los datos en color azul corresponden a vehículos pesados (en %)



Castilla-La Mancha

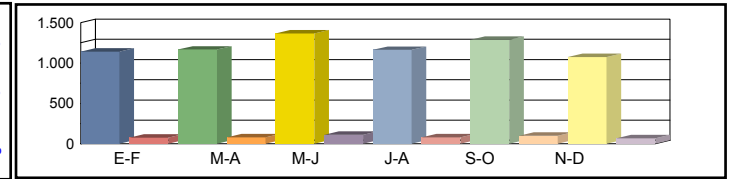
Consejería de Fomento

Estación: CU-77
Carretera: CM-2105 p.k. 3,50 **Provincia:** CUENCA
Ubicación: Cuenca - Int. CM-2104
Año: 2023
Tipo: COBERTURA

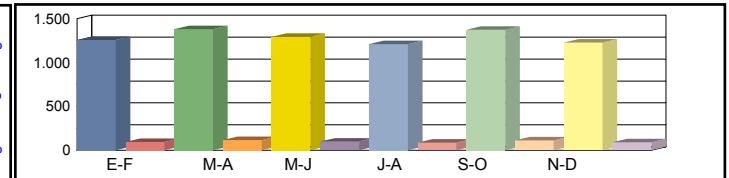
Dirección General de Carreteras

| | Ene-Feb | Mar-Abr | May-Jun | Jul-Ago | Sep-Oct | Nov-Dic | IMD |
|--|---------|---------|---------|---------|---------|---------|-----|
|--|---------|---------|---------|---------|---------|---------|-----|

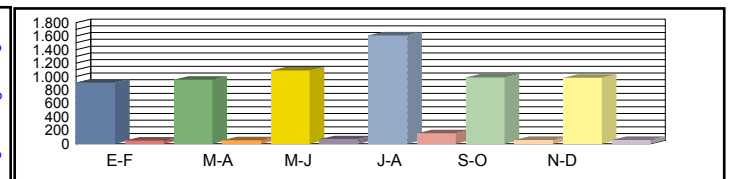
| | | | | | | | | |
|----------------|---------|-------------|-------------|-------------|-------------|-------------|-------------|-------------|
| Media Domingos | 00h-24h | 1.143 6,35% | 1.167 6,48% | 1.367 7,59% | 1.163 6,46% | 1.287 7,15% | 1.075 5,97% | 1.200 6,67% |
| | 06h-22h | 1.098 5,38% | 1.120 5,49% | 1.301 6,37% | 1.083 5,31% | 1.228 6,02% | 1.028 5,04% | 1.143 5,60% |
| | 08h-14h | 444 9,97% | 454 10,19% | 494 11,07% | 413 9,25% | 466 10,45% | 392 8,80% | 444 9,95% |



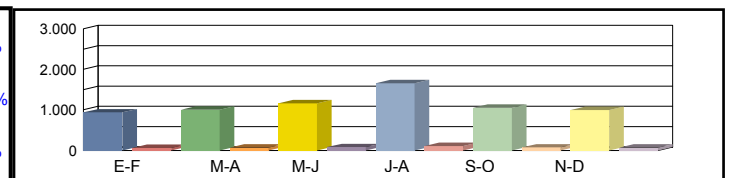
| | | | | | | | | |
|---------------|---------|-------------|-------------|-------------|-------------|-------------|-------------|-------------|
| Media Sábados | 00h-24h | 1.258 6,99% | 1.381 7,67% | 1.292 7,18% | 1.211 6,73% | 1.372 7,62% | 1.227 6,81% | 1.290 7,17% |
| | 06h-22h | 1.203 5,89% | 1.319 6,46% | 1.235 6,05% | 1.157 5,67% | 1.308 6,40% | 1.175 5,76% | 1.233 6,04% |
| | 08h-14h | 518 11,61% | 588 13,18% | 533 11,96% | 470 10,53% | 561 12,57% | 483 10,82% | 526 11,78% |



| | | | | | | | | |
|-----------------|---------|-----------|-----------|-------------|-------------|-----------|-----------|-------------|
| Media Laborales | 00h-24h | 911 5,06% | 955 5,31% | 1.090 6,06% | 1.612 8,96% | 987 5,49% | 980 5,44% | 1.089 6,05% |
| | 06h-22h | 895 4,38% | 931 4,56% | 1.050 5,14% | 1.517 7,43% | 961 4,71% | 949 4,65% | 1.050 5,15% |
| | 08h-14h | 361 8,10% | 360 8,07% | 417 9,35% | 609 13,66% | 373 8,36% | 391 8,78% | 418 9,39% |



| | | | | | | | | |
|--------------|---------|-----------|-------------|-------------|-------------|-------------|-----------|-------------|
| Media Diaria | 00h-24h | 937 6,23% | 1.001 6,35% | 1.158 6,43% | 1.653 6,21% | 1.049 6,44% | 996 6,15% | 1.132 6,30% |
| | 06h-22h | 920 5,28% | 974 5,38% | 1.112 5,45% | 1.546 5,24% | 1.018 5,45% | 962 5,22% | 1.089 5,34% |
| | 08h-14h | 377 9,76% | 386 10,02% | 445 9,97% | 619 9,51% | 398 9,97% | 396 9,48% | 437 9,79% |



| | | | | | | | | |
|--------------|---|--|--|--|--|--|--|--|
| Coeficientes | N | | | | | | | |
| | L | | | | | | | |
| Coeficiente | S | | | | | | | |

Los datos en color negro corresponden al total de vehículos y los datos en color azul corresponden a vehículos pesados (en %)



Castilla-La Mancha

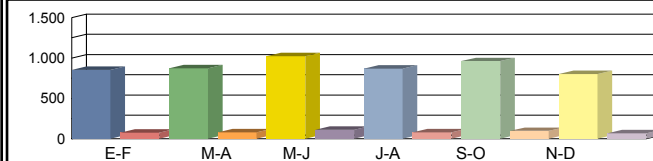
Consejería de Fomento

Estación: CU-77b
Carretera: CM-2105 p.k. 7,00 **Provincia:** CUENCA
Ubicación: Int. CM-2104 - Int. CM-2110
Año: 2023
Tipo: COBERTURA

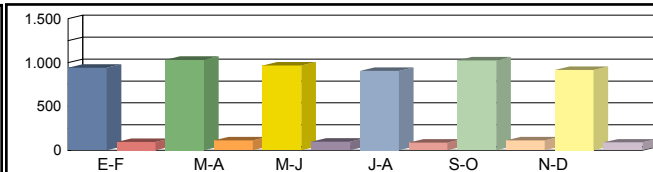
Dirección General de Carreteras

| Ene-Feb | Mar-Abr | May-Jun | Jul-Ago | Sep-Oct | Nov-Dic | IMD |
|---------|---------|---------|---------|---------|---------|-----|
|---------|---------|---------|---------|---------|---------|-----|

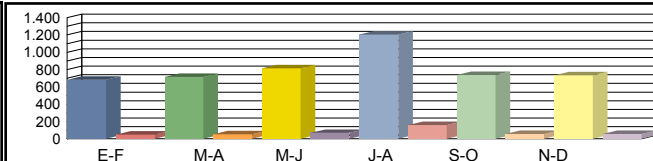
| | | | | | | | | |
|----------------|---------|-------------------|-------------------|--------------------|------------------|-------------------|------------------|-------------------|
| Media Domingos | 00h-24h | 855 8,23% | 873 8,41% | 1.022 9,85% | 869 8,38% | 962 9,27% | 804 7,75% | 898 8,65% |
| | 06h-22h | 817 7,10% | 833 7,24% | 967 8,41% | 806 7,00% | 914 7,94% | 765 6,65% | 850 7,39% |
| | 08h-14h | 309 10,29% | 316 10,52% | 343 11,43% | 287 9,55% | 324 10,78% | 273 9,08% | 309 10,28% |



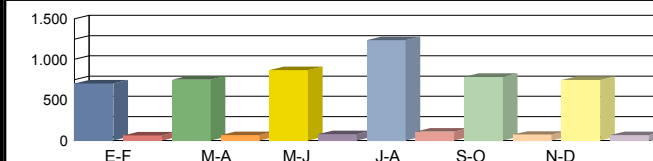
| | | | | | | | | |
|---------------|---------|-------------------|--------------------|-------------------|-------------------|--------------------|-------------------|-------------------|
| Media Sábados | 00h-24h | 940 9,06% | 1.032 9,95% | 966 9,31% | 906 8,73% | 1.026 9,88% | 917 8,84% | 964 9,29% |
| | 06h-22h | 895 7,77% | 981 8,53% | 919 7,98% | 861 7,48% | 973 8,45% | 874 7,60% | 917 7,97% |
| | 08h-14h | 360 11,98% | 409 13,61% | 371 12,35% | 327 10,88% | 390 12,98% | 336 11,17% | 366 12,16% |



| | | | | | | | | |
|-----------------|---------|------------------|------------------|------------------|---------------------|------------------|------------------|------------------|
| Media Laborales | 00h-24h | 681 6,56% | 714 6,88% | 815 7,85% | 1.206 11,62% | 738 7,11% | 733 7,06% | 814 7,85% |
| | 06h-22h | 665 5,78% | 692 6,02% | 781 6,79% | 1.129 9,81% | 715 6,21% | 706 6,13% | 781 6,79% |
| | 08h-14h | 251 8,36% | 250 8,33% | 290 9,66% | 424 14,10% | 259 8,63% | 272 9,06% | 291 9,69% |



| | | | | | | | | |
|--------------|---------|-------------------|-------------------|-------------------|--------------------|-------------------|------------------|--------------------------|
| Media Diaria | 00h-24h | 701 8,08% | 748 8,23% | 866 8,35% | 1.237 8,05% | 784 8,35% | 745 7,98% | 847 8,17% |
| | 06h-22h | 683 6,97% | 724 7,10% | 827 7,19% | 1.151 6,92% | 757 7,19% | 716 6,88% | 810 7,04% |
| | 08h-14h | 262 10,08% | 268 10,34% | 309 10,29% | 431 9,81% | 276 10,29% | 276 9,79% | 304 10,10% |



| | | | | | | | | |
|--------------|---|--|--|--|--|--|--|--|
| Coeficientes | N | | | | | | | |
| | L | | | | | | | |
| Coeficiente | S | | | | | | | |

Los datos en color negro corresponden al total de vehículos y los datos en color azul corresponden a vehículos pesados (en %)



Castilla-La Mancha

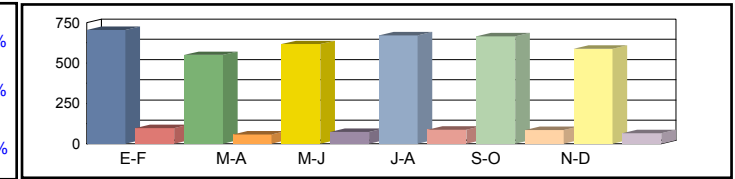
Consejería de Fomento

Estación: CU-78
Carretera: CM-2100 p.k. 18,00 **Provincia:** CUENCA
Ubicación: Olmedilla de Alarcón - Hontecillas
Año: 2023
Tipo: COBERTURA

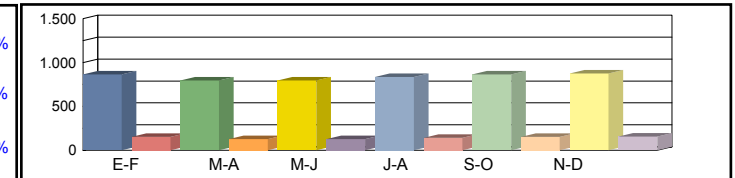
Dirección General de Carreteras

| | Ene-Feb | Mar-Abr | May-Jun | Jul-Ago | Sep-Oct | Nov-Dic | IMD |
|--|---------|---------|---------|---------|---------|---------|-----|
|--|---------|---------|---------|---------|---------|---------|-----|

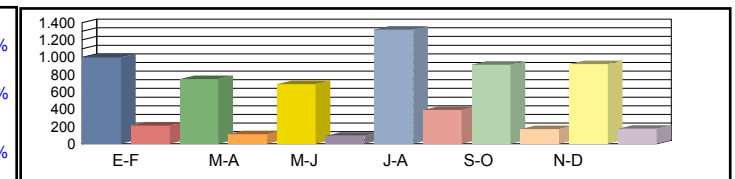
| | | | | | | | | |
|----------------|---------|-------------------|------------------|-------------------|-------------------|-------------------|-------------------|-------------------|
| Media Domingos | 00h-24h | 705 12,20% | 550 9,52% | 617 10,69% | 672 11,63% | 665 11,51% | 588 10,18% | 633 10,96% |
| | 06h-22h | 589 9,38% | 480 7,65% | 543 8,64% | 573 9,12% | 600 9,56% | 540 8,59% | 554 8,82% |
| | 08h-14h | 289 5,15% | 156 2,78% | 194 3,47% | 201 3,58% | 244 4,35% | 193 3,45% | 213 3,80% |



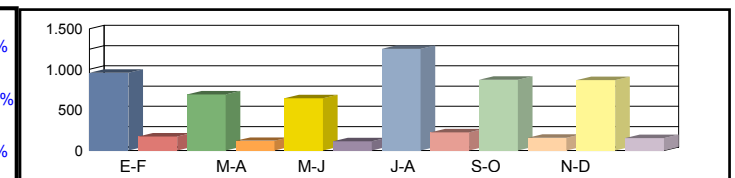
| | | | | | | | | |
|---------------|---------|-------------------|-------------------|-------------------|-------------------|-------------------|-------------------|-------------------|
| Media Sábados | 00h-24h | 866 14,99% | 796 13,78% | 796 13,78% | 836 14,47% | 863 14,94% | 875 15,16% | 839 14,52% |
| | 06h-22h | 808 12,86% | 704 11,22% | 705 11,22% | 759 12,08% | 781 12,43% | 791 12,60% | 758 12,07% |
| | 08h-14h | 536 9,56% | 424 7,57% | 426 7,60% | 358 6,40% | 528 9,42% | 367 6,56% | 440 7,85% |



| | | | | | | | | |
|-----------------|---------|---------------------|-------------------|-------------------|---------------------|-------------------|-------------------|-------------------|
| Media Laborales | 00h-24h | 1.000 17,32% | 748 12,95% | 689 11,93% | 1.318 22,83% | 915 15,85% | 920 15,93% | 932 16,13% |
| | 06h-22h | 896 14,27% | 694 11,05% | 635 10,10% | 1.201 19,12% | 835 13,29% | 818 13,02% | 846 13,48% |
| | 08h-14h | 425 7,58% | 364 6,50% | 350 6,25% | 653 11,65% | 430 7,67% | 414 7,39% | 439 7,84% |



| | | | | | | | | |
|--------------|---------|-------------------|-------------------|-------------------|---------------------|-------------------|-------------------|--------------------------|
| Media Diaria | 00h-24h | 959 15,20% | 691 14,65% | 644 14,82% | 1.252 15,05% | 872 15,10% | 867 14,94% | 881 14,96% |
| | 06h-22h | 854 12,67% | 636 12,19% | 589 12,33% | 1.131 12,52% | 794 12,64% | 771 12,52% | 796 12,48% |
| | 08h-14h | 420 7,58% | 330 6,96% | 322 7,06% | 588 6,91% | 417 7,45% | 373 6,91% | 408 7,15% |



| | | | | | | | | |
|--------------|---|--|--|--|--|--|--|--|
| Coeficientes | N | | | | | | | |
| | L | | | | | | | |
| Coeficiente | S | | | | | | | |

Los datos en color negro corresponden al total de vehículos y los datos en color azul corresponden a vehículos pesados (en %)



Castilla-La Mancha

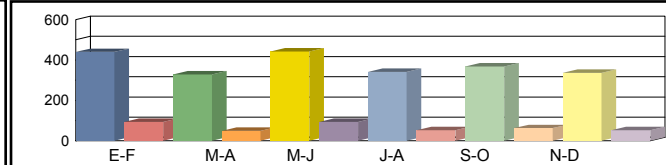
Consejería de Fomento

Estación: CU-79
Carretera: CM-2106 p.k. 59,00 **Provincia:** CUENCA
Ubicación: Nacimiento Río Cuervo - Vega del Codorno
Año: 2023
Tipo: COBERTURA

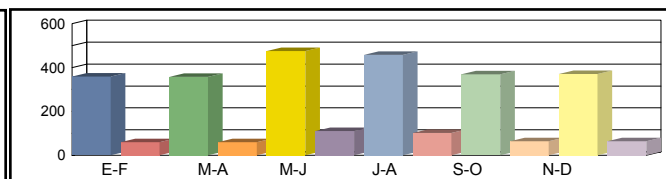
Dirección General de Carreteras

| Ene-Feb | Mar-Abr | May-Jun | Jul-Ago | Sep-Oct | Nov-Dic | IMD |
|---------|---------|---------|---------|---------|---------|-----|
|---------|---------|---------|---------|---------|---------|-----|

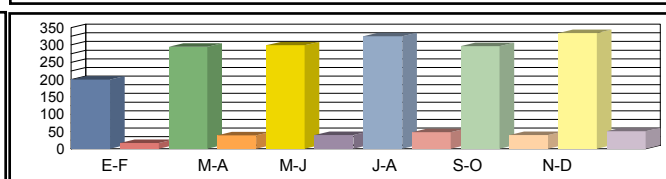
| | | | | | | | | |
|----------------|---------|-------------------|-------------------|-------------------|-------------------|-------------------|-------------------|-------------------|
| Media Domingos | 00h-24h | 440 17,47% | 329 13,05% | 442 17,55% | 341 13,53% | 368 14,62% | 337 13,39% | 376 14,93% |
| | 06h-22h | 330 14,75% | 258 11,51% | 342 15,27% | 263 11,74% | 288 12,86% | 266 11,88% | 291 13,00% |
| | 08h-14h | 161 9,83% | 124 7,56% | 153 9,37% | 110 6,73% | 129 7,90% | 133 8,11% | 135 8,25% |



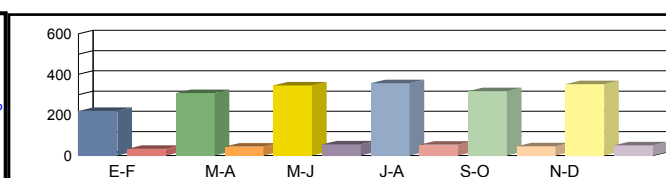
| | | | | | | | | |
|---------------|---------|-------------------|-------------------|-------------------|-------------------|-------------------|-------------------|-------------------|
| Media Sábados | 00h-24h | 359 14,25% | 358 14,22% | 475 18,85% | 458 18,19% | 369 14,64% | 371 14,72% | 398 15,81% |
| | 06h-22h | 289 12,89% | 288 12,86% | 387 17,26% | 362 16,17% | 287 12,79% | 283 12,65% | 316 14,10% |
| | 08h-14h | 163 9,97% | 177 10,79% | 224 13,67% | 225 13,73% | 155 9,47% | 145 8,87% | 182 11,08% |



| | | | | | | | | |
|-----------------|---------|------------------|-------------------|-------------------|-------------------|-------------------|-------------------|-------------------|
| Media Laborales | 00h-24h | 200 7,93% | 295 11,72% | 299 11,85% | 325 12,89% | 297 11,78% | 334 13,25% | 292 11,57% |
| | 06h-22h | 141 6,27% | 223 9,98% | 224 10,01% | 252 11,23% | 227 10,13% | 264 11,79% | 222 9,90% |
| | 08h-14h | 87 5,29% | 120 7,35% | 134 8,17% | 134 8,17% | 128 7,81% | 150 9,15% | 126 7,66% |



| | | | | | | | | |
|--------------|---------|-------------------|-------------------|-------------------|-------------------|-------------------|-------------------|--------------------------|
| Media Diaria | 00h-24h | 220 12,95% | 308 12,31% | 345 13,62% | 357 12,95% | 317 12,60% | 352 12,43% | 316 12,81% |
| | 06h-22h | 156 11,19% | 236 10,72% | 263 11,88% | 279 11,22% | 244 10,90% | 280 10,74% | 243 11,11% |
| | 08h-14h | 94 8,41% | 126 8,20% | 152 8,87% | 146 8,50% | 132 8,06% | 154 8,01% | 134 8,34% |



| | | | | | | | | |
|--------------|---|--|--|--|--|--|--|--|
| Coeficientes | N | | | | | | | |
| | L | | | | | | | |
| Coeficiente | S | | | | | | | |

Los datos en color negro corresponden al total de vehículos y los datos en color azul corresponden a vehículos pesados (en %)



Castilla-La Mancha

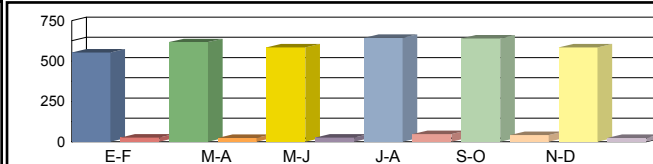
Consejería de Fomento

Estación: CU-7c
Carretera: CM-3108 p.k. 7,50 **Provincia:** CUENCA
Ubicación: Mota del Cuervo - Los Hinojosos
Año: 2023
Tipo: PRIMARIA

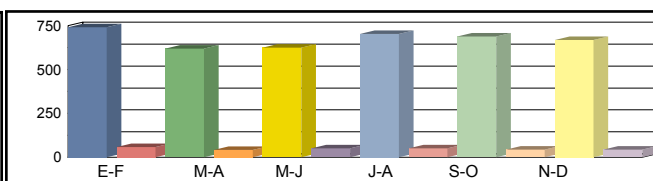
Dirección General de Carreteras

| Ene-Feb | Mar-Abr | May-Jun | Jul-Ago | Sep-Oct | Nov-Dic | IMD |
|---------|---------|---------|---------|---------|---------|-----|
|---------|---------|---------|---------|---------|---------|-----|

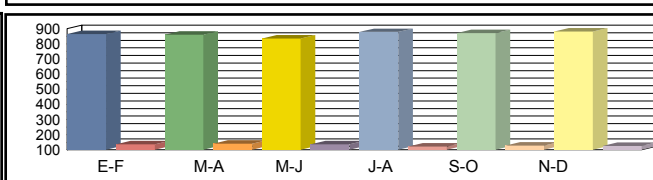
| | | | | | | | | |
|----------------|---------|------------------|------------------|------------------|------------------|------------------|------------------|------------------|
| Media Domingos | 00h-24h | 553 4,52% | 617 3,73% | 584 4,28% | 644 6,99% | 639 6,10% | 584 4,11% | 604 4,95% |
| | 06h-22h | 476 3,99% | 554 3,25% | 526 3,99% | 554 6,32% | 547 4,20% | 530 3,77% | 531 4,25% |
| | 08h-14h | 190 2,11% | 230 4,78% | 202 2,97% | 196 3,57% | 204 2,45% | 229 3,93% | 208 3,30% |



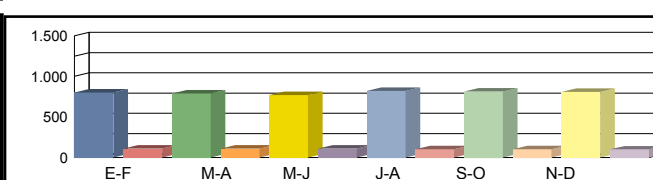
| | | | | | | | | |
|---------------|---------|------------------|------------------|------------------|------------------|------------------|------------------|------------------|
| Media Sábados | 00h-24h | 741 7,29% | 619 6,30% | 625 7,52% | 703 6,83% | 688 5,96% | 669 6,13% | 674 6,67% |
| | 06h-22h | 658 6,38% | 551 5,08% | 555 5,77% | 615 5,85% | 600 5,67% | 614 6,35% | 599 5,85% |
| | 08h-14h | 313 6,71% | 261 5,75% | 303 4,95% | 291 7,90% | 268 8,21% | 319 7,21% | 292 6,79% |



| | | | | | | | | |
|-----------------|---------|-------------------|-------------------|-------------------|-------------------|-------------------|-------------------|-------------------|
| Media Laborales | 00h-24h | 864 13,66% | 860 14,07% | 834 14,15% | 878 12,19% | 871 12,86% | 881 12,49% | 865 13,23% |
| | 06h-22h | 814 12,90% | 809 13,10% | 788 13,20% | 833 11,64% | 825 12,48% | 843 11,98% | 819 12,55% |
| | 08h-14h | 332 14,46% | 343 14,29% | 318 14,47% | 332 12,65% | 345 13,62% | 320 13,75% | 332 13,87% |



| | | | | | | | | |
|--------------|---------|-------------------|-------------------|-------------------|-------------------|-------------------|-------------------|--------------------------|
| Media Diaria | 00h-24h | 802 11,97% | 790 12,03% | 769 12,35% | 820 10,98% | 812 11,21% | 809 10,88% | 800 11,57% |
| | 06h-22h | 744 11,29% | 735 11,16% | 718 11,42% | 761 10,38% | 753 10,89% | 765 10,46% | 746 10,93% |
| | 08h-14h | 309 12,30% | 315 12,38% | 300 12,00% | 307 11,40% | 314 12,10% | 307 11,73% | 309 11,98% |



| | | | | | | | | |
|--------------|---|---------|---------|---------|---------|---------|---------|---------|
| Coeficientes | N | 1,06143 | 1,06304 | 1,05838 | 1,05402 | 1,05576 | 1,04508 | |
| | L | 1,00116 | 1,00581 | 1,03717 | 0,98519 | 0,99311 | 0,98184 | |
| Coeficiente | S | | | | | | | 0,92535 |

Los datos en color negro corresponden al total de vehículos y los datos en color azul corresponden a vehículos pesados (en %)



Castilla-La Mancha

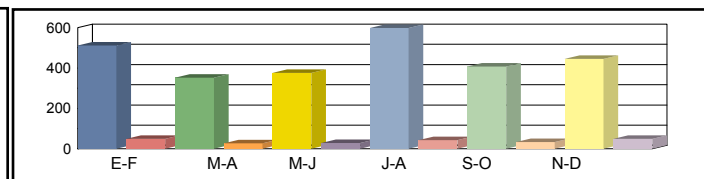
Consejería de Fomento

Estación: CU-80
Carretera: CM-2106 p.k. 1,80 **Provincia:** CUENCA
Ubicación: Cañete - Campillos-Sierra
Año: 2023
Tipo: PRIMARIA

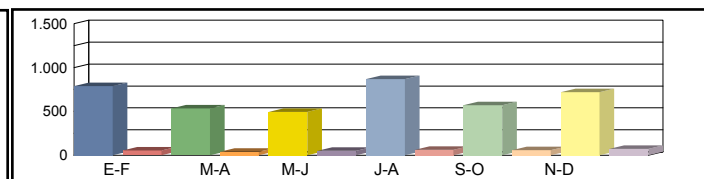
Dirección General de Carreteras

| | Ene-Feb | Mar-Abr | May-Jun | Jul-Ago | Sep-Oct | Nov-Dic | IMD |
|--|---------|---------|---------|---------|---------|---------|-----|
|--|---------|---------|---------|---------|---------|---------|-----|

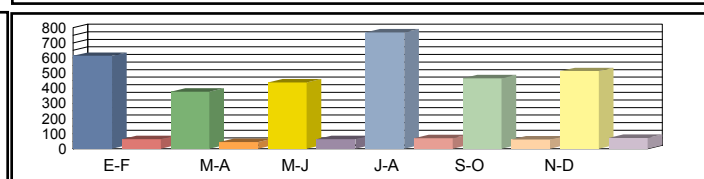
| | | | | | | | | |
|----------------|---------|------------------|------------------|------------------|------------------|------------------|-------------------|------------------|
| Media Domingos | 00h-24h | 512 8,79% | 353 7,37% | 376 7,18% | 598 6,86% | 408 7,60% | 446 10,09% | 449 7,98% |
| | 06h-22h | 427 7,96% | 293 6,14% | 318 4,09% | 528 5,30% | 375 6,13% | 382 8,12% | 387 6,29% |
| | 08h-14h | 123 9,76% | 90 8,89% | 127 5,51% | 182 7,14% | 160 6,25% | 150 10,67% | 139 8,04% |



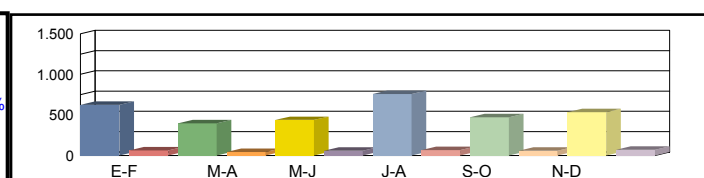
| | | | | | | | | |
|---------------|---------|------------------|------------------|------------------|------------------|------------------|------------------|------------------|
| Media Sábados | 00h-24h | 787 6,35% | 535 6,92% | 494 9,51% | 868 6,80% | 570 9,47% | 720 9,31% | 662 8,06% |
| | 06h-22h | 662 5,29% | 489 5,93% | 453 7,06% | 802 5,36% | 537 7,26% | 634 8,99% | 596 6,65% |
| | 08h-14h | 277 3,61% | 213 7,51% | 241 2,49% | 403 4,47% | 265 4,91% | 223 8,07% | 270 5,18% |



| | | | | | | | | |
|-----------------|---------|------------------|-------------------|-------------------|------------------|-------------------|-------------------|-------------------|
| Media Laborales | 00h-24h | 614 9,45% | 377 10,61% | 439 12,76% | 769 8,32% | 465 11,61% | 513 12,28% | 530 10,84% |
| | 06h-22h | 521 7,87% | 340 10,00% | 381 7,87% | 706 6,66% | 433 9,70% | 442 10,18% | 470 8,71% |
| | 08h-14h | 253 6,72% | 149 12,08% | 174 7,47% | 343 6,71% | 201 8,46% | 182 9,89% | 217 8,55% |



| | | | | | | | | |
|--------------|---------|------------------|-------------------|-------------------|------------------|-------------------|-------------------|-------------------------|
| Media Diaria | 00h-24h | 624 8,81% | 395 9,37% | 437 11,44% | 759 7,91% | 471 10,62% | 533 11,44% | 536 9,93% |
| | 06h-22h | 528 7,39% | 355 8,73% | 383 7,31% | 695 6,33% | 440 8,86% | 461 9,76% | 477 8,06% |
| | 08h-14h | 238 6,30% | 150 10,67% | 177 6,21% | 329 6,38% | 204 7,35% | 183 9,29% | 214 7,70% |



| | | | | | | | | |
|--------------|---|---------|---------|---------|---------|---------|---------|---------|
| Coeficientes | N | 1,17850 | 1,10882 | 1,15223 | 1,08924 | 1,07390 | 1,16063 | |
| | L | 0,86319 | 1,40584 | 1,20729 | 0,68921 | 1,13978 | 1,03314 | |
| Coeficiente | S | | | | | | | 1,01375 |

Los datos en color negro corresponden al total de vehículos y los datos en color azul corresponden a vehículos pesados (en %)



Castilla-La Mancha

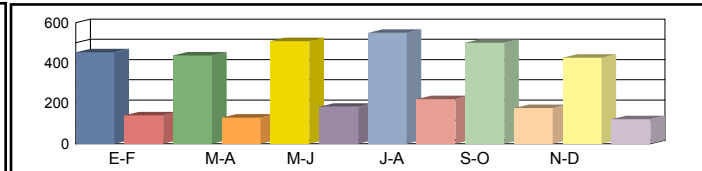
Consejería de Fomento

Estación: CU-81a
Carretera: CM-215 p.k. 13,90 **Provincia:** CUENCA
Ubicación: Int. CUV-5005 - Fuentelespino de Moya
Año: 2023
Tipo: COBERTURA

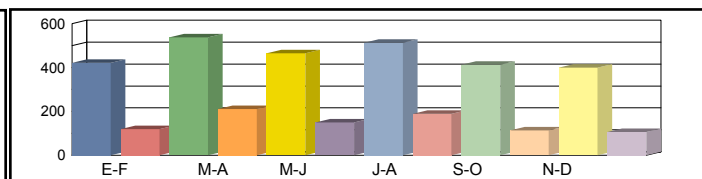
Dirección General de Carreteras

| | Ene-Feb | Mar-Abr | May-Jun | Jul-Ago | Sep-Oct | Nov-Dic | IMD |
|--|---------|---------|---------|---------|---------|---------|-----|
|--|---------|---------|---------|---------|---------|---------|-----|

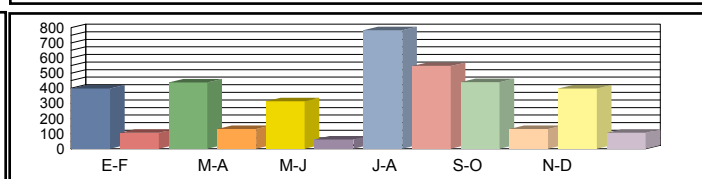
| | | | | | | | | |
|----------------|---------|------------|------------|------------|------------|------------|------------|------------|
| Media Domingos | 00h-24h | 453 23,76% | 438 22,96% | 508 26,60% | 549 28,76% | 500 26,18% | 426 22,34% | 479 25,10% |
| | 06h-22h | 413 23,65% | 348 19,91% | 409 23,45% | 490 28,07% | 439 25,13% | 375 21,48% | 412 23,62% |
| | 08h-14h | 208 17,95% | 151 13,05% | 161 13,83% | 189 16,27% | 185 15,97% | 159 13,72% | 176 15,13% |



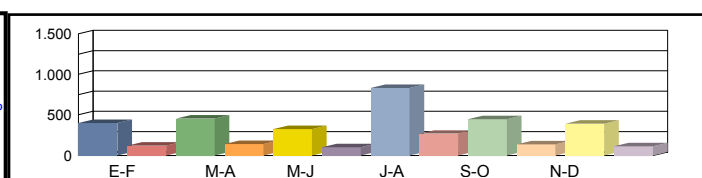
| | | | | | | | | |
|---------------|---------|------------|------------|------------|------------|------------|------------|------------|
| Media Sábados | 00h-24h | 422 22,11% | 537 28,14% | 465 24,37% | 513 26,90% | 413 21,63% | 400 20,94% | 458 24,01% |
| | 06h-22h | 376 21,51% | 469 26,84% | 417 23,86% | 446 25,53% | 364 20,85% | 347 19,85% | 403 23,07% |
| | 08h-14h | 213 18,32% | 293 25,23% | 302 26,06% | 287 24,73% | 210 18,10% | 206 17,74% | 252 21,69% |



| | | | | | | | | |
|-----------------|---------|------------|------------|------------|------------|------------|------------|------------|
| Media Laborales | 00h-24h | 398 20,88% | 439 23,01% | 314 16,47% | 784 41,08% | 440 23,07% | 398 20,88% | 462 24,23% |
| | 06h-22h | 337 19,28% | 383 21,93% | 274 15,69% | 675 38,64% | 399 22,85% | 352 20,13% | 403 23,09% |
| | 08h-14h | 176 15,18% | 210 18,10% | 156 13,45% | 358 30,86% | 231 19,89% | 191 16,42% | 220 18,98% |



| | | | | | | | | |
|--------------|---------|------------|------------|------------|------------|------------|------------|------------|
| Media Diaria | 00h-24h | 398 22,99% | 453 23,73% | 324 23,71% | 831 24,39% | 445 23,26% | 391 22,62% | 474 23,45% |
| | 06h-22h | 340 22,12% | 390 22,34% | 280 22,42% | 718 23,32% | 404 22,23% | 346 21,57% | 413 22,34% |
| | 08h-14h | 176 18,11% | 213 18,39% | 161 18,62% | 372 18,78% | 227 17,79% | 184 17,42% | 222 18,19% |



| | | | | | | | |
|--------------|---|--|--|--|--|--|--|
| Coeficientes | N | | | | | | |
| | L | | | | | | |
| Coeficiente | S | | | | | | |

Los datos en color negro corresponden al total de vehículos y los datos en color azul corresponden a vehículos pesados (en %)



Castilla-La Mancha

Consejería de Fomento

Estación: CU-82
Carretera: CM-9232 p.k. 2,50 **Provincia:** CUENCA
Ubicación: Boniches - Int. N-420
Año: 2023
Tipo: COBERTURA

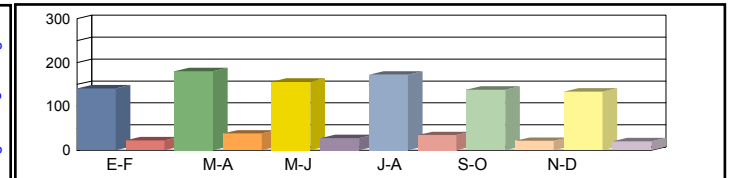
Dirección General de Carreteras

| Ene-Feb | Mar-Abr | May-Jun | Jul-Ago | Sep-Oct | Nov-Dic | IMD |
|---------|---------|---------|---------|---------|---------|-----|
|---------|---------|---------|---------|---------|---------|-----|

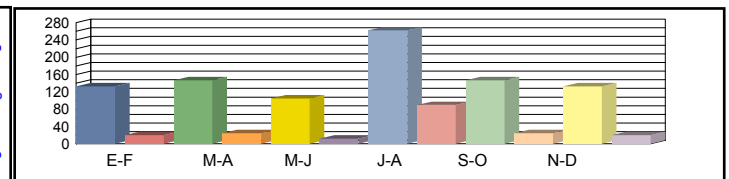
| | | | | | | | | |
|----------|---------|------------|------------|------------|------------|------------|------------|------------|
| Media | 00h-24h | 152 14,76% | 147 14,26% | 170 16,52% | 184 17,86% | 167 16,26% | 143 13,87% | 160 15,59% |
| Domingos | 06h-22h | 111 15,70% | 94 13,22% | 110 15,57% | 132 18,64% | 118 16,69% | 101 14,26% | 111 15,68% |
| | 08h-14h | 36 5,71% | 26 2,40% | 28 0,44% | 32 2,28% | 32 2,86% | 27 3,17% | 30 2,81% |



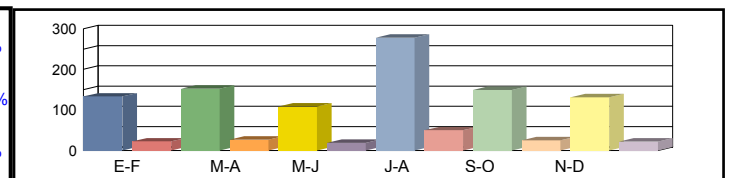
| | | | | | | | | |
|---------|---------|------------|------------|------------|------------|------------|------------|------------|
| Media | 00h-24h | 141 13,73% | 180 17,47% | 156 15,13% | 172 16,70% | 138 13,43% | 134 13,00% | 154 14,91% |
| Sábados | 06h-22h | 101 14,28% | 126 17,82% | 112 15,85% | 120 16,95% | 98 13,84% | 93 13,18% | 108 15,32% |
| | 08h-14h | 36 3,67% | 50 11,54% | 52 6,67% | 49 8,94% | 36 5,40% | 35 2,38% | 43 6,43% |



| | | | | | | | | |
|-----------|---------|------------|------------|------------|------------|------------|------------|------------|
| Media | 00h-24h | 133 12,97% | 147 14,29% | 105 10,23% | 262 25,51% | 147 14,33% | 133 12,97% | 154 15,05% |
| Laborales | 06h-22h | 91 12,80% | 103 14,56% | 74 10,42% | 181 25,65% | 107 15,17% | 95 13,37% | 108 15,33% |
| | 08h-14h | 30 8,22% | 36 0,00% | 27 9,25% | 61 18,15% | 40 9,93% | 33 13,01% | 38 11,71% |



| | | | | | | | | |
|--------|---------|------------|------------|------------|------------|------------|------------|------------|
| Media | 00h-24h | 133 14,27% | 152 14,74% | 108 14,72% | 278 15,14% | 149 14,44% | 131 14,04% | 158 14,56% |
| Diaria | 06h-22h | 92 14,69% | 105 14,84% | 76 14,89% | 192 15,49% | 108 14,76% | 93 14,32% | 111 14,83% |
| | 08h-14h | 30 8,17% | 37 12,22% | 28 9,61% | 63 9,08% | 39 7,80% | 32 11,08% | 38 9,66% |



| | | | | | | | | |
|--------------|---|--|--|--|--|--|--|--|
| Coeficientes | N | | | | | | | |
| | L | | | | | | | |
| Coeficiente | S | | | | | | | |

Los datos en color negro corresponden al total de vehículos y los datos en color azul corresponden a vehículos pesados (en %)



Castilla-La Mancha

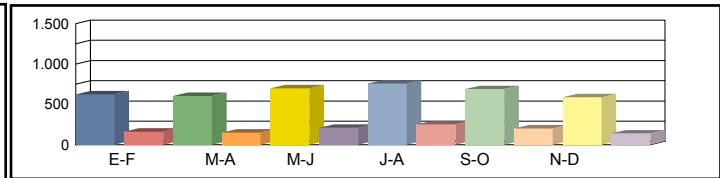
Consejería de Fomento

Estación: CU-82a
Carretera: CM-215 p.k. 7,00 **Provincia:** CUENCA
Ubicación: Int. N-420 - Int. CUV-5005
Año: 2023
Tipo: COBERTURA

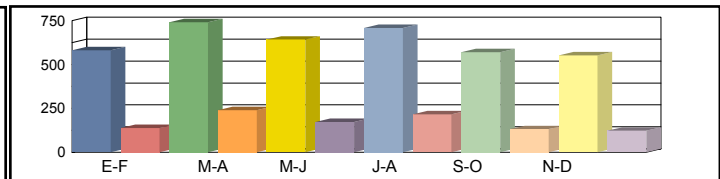
Dirección General de Carreteras

| Ene-Feb | Mar-Abr | May-Jun | Jul-Ago | Sep-Oct | Nov-Dic | IMD |
|---------|---------|---------|---------|---------|---------|-----|
|---------|---------|---------|---------|---------|---------|-----|

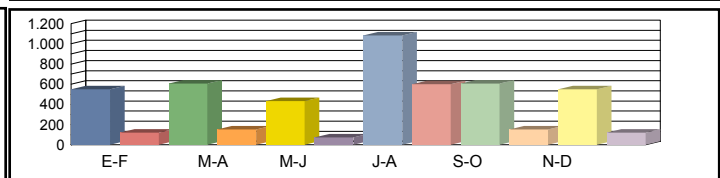
| | | | | | | | | |
|----------------|---------|-------------------|-------------------|-------------------|-------------------|-------------------|-------------------|-------------------|
| Media Domingos | 00h-24h | 626 20,62% | 605 19,93% | 701 23,09% | 758 24,96% | 690 22,72% | 589 19,39% | 662 21,79% |
| | 06h-22h | 600 19,78% | 505 16,66% | 594 19,61% | 712 23,48% | 637 21,02% | 544 17,97% | 599 19,75% |
| | 08h-14h | 250 15,35% | 182 11,16% | 193 11,83% | 227 13,92% | 222 13,66% | 191 11,73% | 211 12,94% |



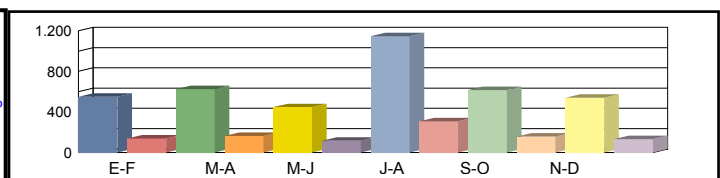
| | | | | | | | | |
|---------------|---------|-------------------|-------------------|-------------------|-------------------|-------------------|-------------------|-------------------|
| Media Sábados | 00h-24h | 582 19,18% | 741 24,42% | 642 21,15% | 709 23,35% | 570 18,77% | 552 18,18% | 633 20,84% |
| | 06h-22h | 545 17,99% | 680 22,45% | 605 19,96% | 647 21,35% | 528 17,44% | 503 16,61% | 585 19,30% |
| | 08h-14h | 255 15,67% | 351 21,58% | 363 22,29% | 344 21,15% | 252 15,48% | 247 15,17% | 302 18,55% |



| | | | | | | | | |
|-----------------|---------|-------------------|-------------------|-------------------|---------------------|-------------------|-------------------|-------------------|
| Media Laborales | 00h-24h | 550 18,12% | 606 19,97% | 434 14,29% | 1.082 35,65% | 608 20,02% | 550 18,12% | 638 21,03% |
| | 06h-22h | 489 16,13% | 556 18,35% | 398 13,12% | 979 32,32% | 579 19,11% | 510 16,84% | 585 19,31% |
| | 08h-14h | 211 12,99% | 252 15,48% | 187 11,50% | 430 26,39% | 277 17,01% | 229 14,05% | 264 16,24% |



| | | | | | | | | |
|--------------|---------|-------------------|-------------------|-------------------|---------------------|-------------------|-------------------|--------------------------|
| Media Diaria | 00h-24h | 550 19,95% | 625 20,60% | 447 20,58% | 1.147 21,16% | 615 20,19% | 541 19,63% | 654 20,35% |
| | 06h-22h | 493 18,50% | 566 18,69% | 407 18,76% | 1.041 19,51% | 587 18,60% | 502 18,04% | 599 18,68% |
| | 08h-14h | 211 15,49% | 256 15,73% | 192 15,93% | 446 16,06% | 272 15,22% | 220 14,90% | 266 15,55% |



| | | | | | | | | |
|--------------|---|--|--|--|--|--|--|--|
| Coeficientes | N | | | | | | | |
| | L | | | | | | | |
| Coeficiente | S | | | | | | | |

Los datos en color negro corresponden al total de vehículos y los datos en color azul corresponden a vehículos pesados (en %)



Castilla-La Mancha

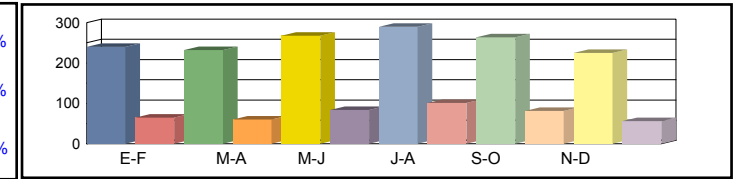
Consejería de Fomento

Estación: CU-83
Carretera: CM-2200 p.k. 19,00 **Provincia:** CUENCA
Ubicación: Int CUV 5009 - Int. CM-215
Año: 2023
Tipo: COBERTURA

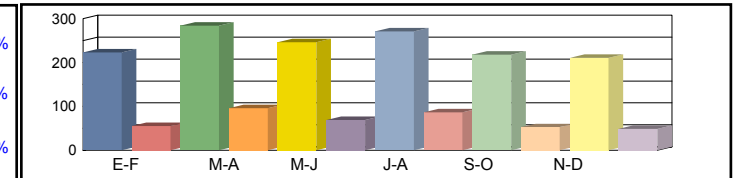
Dirección General de Carreteras

| Ene-Feb | Mar-Abr | May-Jun | Jul-Ago | Sep-Oct | Nov-Dic | IMD |
|---------|---------|---------|---------|---------|---------|-----|
|---------|---------|---------|---------|---------|---------|-----|

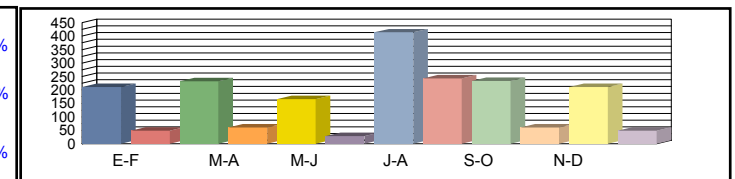
| | | | | | | | | |
|----------------|---------|------------|------------|------------|------------|------------|------------|------------|
| Media Domingos | 00h-24h | 240 21,37% | 232 20,65% | 268 23,92% | 290 25,87% | 264 23,54% | 225 20,09% | 253 22,57% |
| | 06h-22h | 193 18,67% | 163 15,72% | 191 18,52% | 229 22,17% | 205 19,84% | 175 16,96% | 193 18,65% |
| | 08h-14h | 65 7,51% | 48 5,46% | 50 5,79% | 59 6,81% | 58 6,69% | 50 5,74% | 55 6,33% |



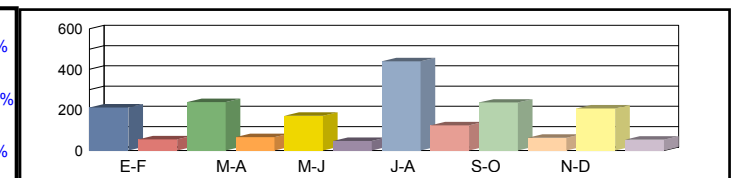
| | | | | | | | | |
|---------------|---------|------------|------------|------------|------------|------------|------------|------------|
| Media Sábados | 00h-24h | 223 19,88% | 284 25,31% | 246 21,91% | 271 24,19% | 218 19,45% | 211 18,83% | 242 21,60% |
| | 06h-22h | 176 16,99% | 219 21,19% | 195 18,84% | 208 20,16% | 170 16,46% | 162 15,68% | 188 18,22% |
| | 08h-14h | 67 7,67% | 92 10,56% | 95 10,91% | 90 10,36% | 66 7,58% | 65 7,43% | 79 9,08% |



| | | | | | | | | |
|-----------------|---------|------------|------------|------------|------------|------------|------------|------------|
| Media Laborales | 00h-24h | 211 18,78% | 232 20,69% | 166 14,81% | 414 36,94% | 233 20,75% | 211 18,78% | 244 21,79% |
| | 06h-22h | 157 15,23% | 179 17,32% | 128 12,39% | 315 30,51% | 186 18,04% | 164 15,90% | 188 18,23% |
| | 08h-14h | 55 6,36% | 66 7,58% | 49 5,63% | 113 12,92% | 73 8,33% | 60 6,88% | 69 7,95% |



| | | | | | | | | |
|--------------|---------|------------|------------|------------|------------|------------|------------|------------|
| Media Diaria | 00h-24h | 211 20,67% | 239 21,34% | 171 21,33% | 439 21,93% | 236 20,92% | 207 20,34% | 250 21,09% |
| | 06h-22h | 158 17,46% | 182 17,64% | 131 17,71% | 335 18,42% | 189 17,56% | 161 17,03% | 193 17,64% |
| | 08h-14h | 55 7,58% | 67 7,70% | 50 7,80% | 117 7,86% | 72 7,45% | 58 7,29% | 70 7,61% |



| | | | | | | | | |
|--------------|---|--|--|--|--|--|--|--|
| Coeficientes | N | | | | | | | |
| | L | | | | | | | |
| Coeficiente | S | | | | | | | |

Los datos en color negro corresponden al total de vehículos y los datos en color azul corresponden a vehículos pesados (en %)



Castilla-La Mancha

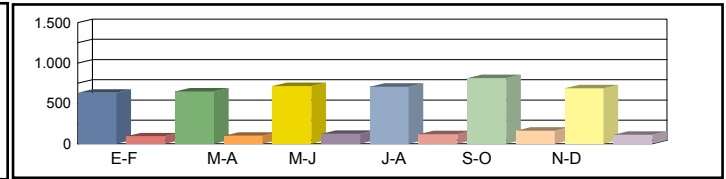
Consejería de Fomento

Estación: CU-86
Carretera: CM-2019 p.k. 32,00 **Provincia:** CUENCA
Ubicación: Los Valdecolmenas - Enl. A- 40
Año: 2023
Tipo: COBERTURA

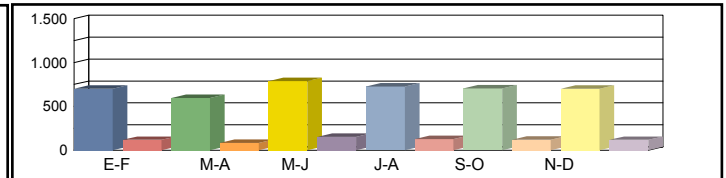
Dirección General de Carreteras

| | Ene-Feb | Mar-Abr | May-Jun | Jul-Ago | Sep-Oct | Nov-Dic | IMD |
|--|---------|---------|---------|---------|---------|---------|-----|
|--|---------|---------|---------|---------|---------|---------|-----|

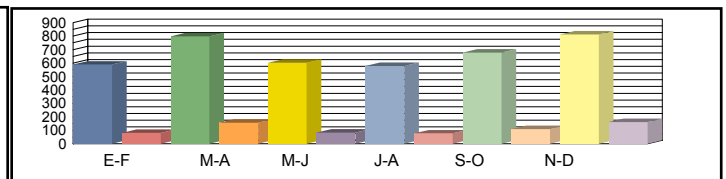
| | | | | | | | | |
|----------------|---------|-------------------|-------------------|-------------------|-------------------|-------------------|-------------------|-------------------|
| Media Domingos | 00h-24h | 633 12,99% | 647 13,27% | 717 14,70% | 709 14,54% | 813 16,68% | 687 14,10% | 701 14,38% |
| | 06h-22h | 590 11,63% | 590 11,62% | 641 12,62% | 607 11,96% | 744 14,66% | 627 12,35% | 633 12,47% |
| | 08h-14h | 149 4,85% | 204 6,65% | 177 5,75% | 162 5,28% | 235 7,66% | 249 8,10% | 196 6,38% |



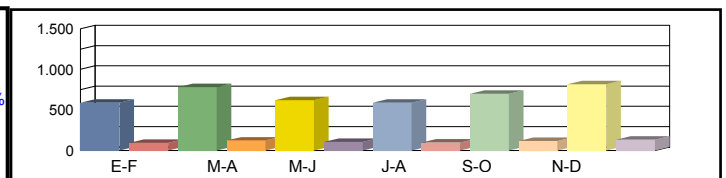
| | | | | | | | | |
|---------------|---------|-------------------|-------------------|-------------------|-------------------|-------------------|-------------------|-------------------|
| Media Sábados | 00h-24h | 702 14,40% | 597 12,25% | 787 16,14% | 726 14,88% | 704 14,44% | 702 14,39% | 703 14,42% |
| | 06h-22h | 623 12,28% | 544 10,72% | 710 13,99% | 676 13,33% | 625 12,33% | 638 12,56% | 636 12,53% |
| | 08h-14h | 283 9,20% | 220 7,17% | 335 10,89% | 330 10,73% | 299 9,73% | 276 8,99% | 290 9,45% |



| | | | | | | | | |
|-----------------|---------|-------------------|-------------------|-------------------|-------------------|-------------------|-------------------|-------------------|
| Media Laborales | 00h-24h | 589 12,08% | 799 16,39% | 601 12,33% | 578 11,86% | 677 13,88% | 812 16,66% | 676 13,87% |
| | 06h-22h | 532 10,49% | 734 14,46% | 536 10,56% | 532 10,49% | 621 12,24% | 765 15,07% | 620 12,22% |
| | 08h-14h | 241 7,86% | 321 10,45% | 222 7,22% | 222 7,22% | 260 8,46% | 311 10,12% | 263 8,55% |



| | | | | | | | | |
|--------------|---------|-------------------|-------------------|-------------------|-------------------|-------------------|-------------------|--------------------------|
| Media Diaria | 00h-24h | 587 13,83% | 781 13,56% | 620 14,32% | 588 14,12% | 700 14,36% | 818 13,99% | 682 14,03% |
| | 06h-22h | 528 12,16% | 716 11,93% | 549 12,54% | 537 12,35% | 639 12,60% | 769 12,30% | 623 12,31% |
| | 08h-14h | 229 8,05% | 304 8,02% | 221 8,42% | 219 8,33% | 262 8,53% | 312 8,49% | 258 8,31% |



| | | | | | | | | |
|--------------|---|--|--|--|--|--|--|--|
| Coeficientes | N | | | | | | | |
| | L | | | | | | | |
| Coeficiente | S | | | | | | | |

Los datos en color negro corresponden al total de vehículos y los datos en color azul corresponden a vehículos pesados (en %)



Castilla-La Mancha

Consejería de Fomento

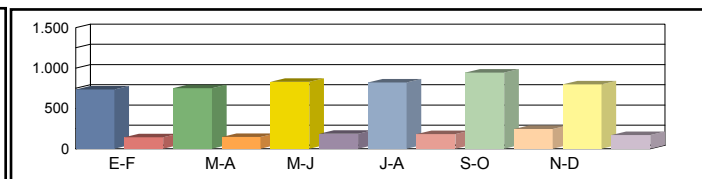
Estación: CU-87
Carretera: CM-2019 p.k. 3,50 **Provincia:** CUENCA
Ubicación: Huete - Los Valdecomenas
Año: 2023
Tipo: COBERTURA

Dirección General de Carreteras

| Ene-Feb | Mar-Abr | May-Jun | Jul-Ago | Sep-Oct | Nov-Dic | IMD |
|---------|---------|---------|---------|---------|---------|-----|
|---------|---------|---------|---------|---------|---------|-----|

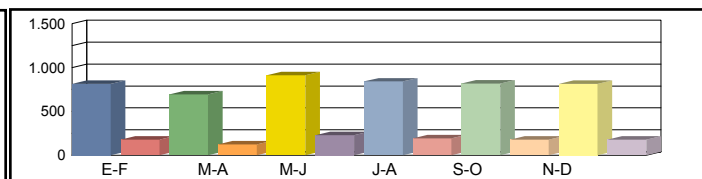
Media 00h-24h
 Domingos 06h-22h
 08h-14h

| | | | | | | |
|-------------------|-------------------|-------------------|-------------------|-------------------|-------------------|-------------------|
| 734 16,21% | 750 16,56% | 831 18,35% | 822 18,15% | 943 20,82% | 797 17,59% | 813 17,94% |
| 672 13,04% | 671 13,03% | 729 14,15% | 691 13,41% | 847 16,43% | 713 13,84% | 720 13,98% |
| 198 7,30% | 271 10,03% | 234 8,67% | 215 7,96% | 312 11,54% | 330 12,21% | 260 9,62% |



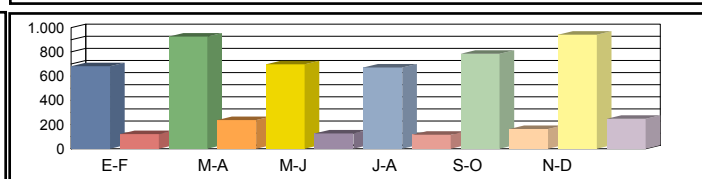
Media 00h-24h
 Sábados 06h-22h
 08h-14h

| | | | | | | |
|-------------------|-------------------|-------------------|-------------------|-------------------|-------------------|-------------------|
| 814 17,96% | 693 15,29% | 913 20,14% | 841 18,57% | 817 18,02% | 814 17,96% | 815 17,99% |
| 709 13,77% | 620 12,02% | 808 15,68% | 770 14,94% | 712 13,82% | 726 14,08% | 724 14,05% |
| 375 13,86% | 292 10,80% | 444 16,41% | 438 16,18% | 397 14,66% | 367 13,55% | 386 14,24% |



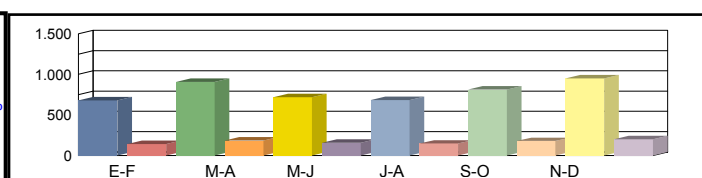
Media 00h-24h
 Laborales 06h-22h
 08h-14h

| | | | | | | |
|-------------------|-------------------|-------------------|-------------------|-------------------|-------------------|-------------------|
| 683 15,08% | 926 20,45% | 697 15,38% | 671 14,80% | 785 17,32% | 942 20,78% | 784 17,30% |
| 606 11,76% | 835 16,21% | 610 11,83% | 606 11,76% | 707 13,72% | 871 16,90% | 706 13,70% |
| 320 11,84% | 426 15,75% | 294 10,88% | 294 10,88% | 345 12,75% | 413 15,25% | 349 12,89% |



Media 00h-24h
 Diaria 06h-22h
 08h-14h

| | | | | | | |
|-------------------|-------------------|-------------------|-------------------|-------------------|-------------------|--------------------------|
| 680 17,26% | 905 16,93% | 719 17,87% | 682 17,62% | 812 17,92% | 949 17,45% | 791 17,51% |
| 602 13,63% | 814 13,38% | 625 14,06% | 612 13,85% | 728 14,12% | 875 13,79% | 709 13,81% |
| 304 12,13% | 404 12,09% | 293 12,69% | 289 12,56% | 348 12,85% | 414 12,79% | 342 12,52% |



Coeficientes N
 L
 Coeficiente S

| | | | | | | |
|--|--|--|--|--|--|--|
| | | | | | | |
| | | | | | | |

Los datos en color negro corresponden al total de vehículos y los datos en color azul corresponden a vehículos pesados (en %)



Castilla-La Mancha

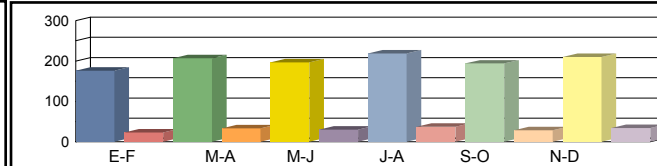
Consejería de Fomento

Estación: CU-88
Carretera: CM-2156 p.k. 6,50 **Provincia:** CUENCA
Ubicación: Torrejoncillo del Rey - Naharros
Año: 2023
Tipo: COBERTURA

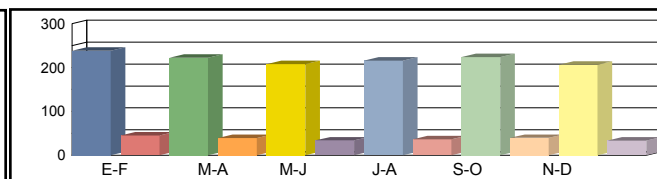
Dirección General de Carreteras

| | Ene-Feb | Mar-Abr | May-Jun | Jul-Ago | Sep-Oct | Nov-Dic | IMD |
|--|---------|---------|---------|---------|---------|---------|-----|
|--|---------|---------|---------|---------|---------|---------|-----|

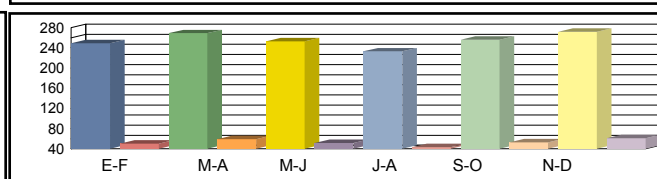
| | | | | | | | | |
|----------------|---------|------------|------------|------------|------------|------------|------------|------------|
| Media Domingos | 00h-24h | 176 11,82% | 207 13,93% | 197 13,26% | 219 14,68% | 194 13,01% | 210 14,08% | 200 13,46% |
| | 06h-22h | 110 10,56% | 128 12,38% | 115 11,14% | 124 11,93% | 108 10,41% | 129 12,45% | 119 11,48% |
| | 08h-14h | 43 9,28% | 58 12,31% | 50 10,68% | 42 9,03% | 32 6,86% | 78 16,61% | 50 10,79% |



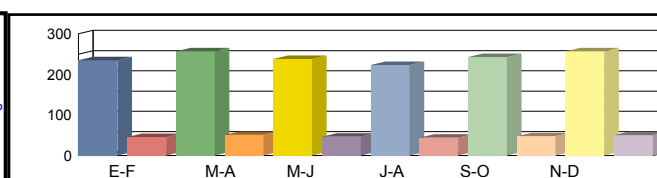
| | | | | | | | | |
|---------------|---------|------------|------------|------------|------------|------------|------------|------------|
| Media Sábados | 00h-24h | 238 15,96% | 222 14,93% | 208 13,96% | 216 14,50% | 224 15,03% | 206 13,84% | 219 14,70% |
| | 06h-22h | 148 14,26% | 137 13,20% | 129 12,40% | 136 13,14% | 133 12,82% | 126 12,20% | 135 13,00% |
| | 08h-14h | 93 19,84% | 77 16,45% | 63 13,43% | 87 18,52% | 63 13,56% | 64 13,66% | 74 15,91% |



| | | | | | | | | |
|-----------------|---------|------------|------------|------------|------------|------------|------------|------------|
| Media Laborales | 00h-24h | 249 16,74% | 269 18,08% | 253 17,00% | 233 15,64% | 256 17,19% | 272 18,26% | 255 17,15% |
| | 06h-22h | 158 15,19% | 171 16,48% | 160 15,41% | 144 13,86% | 161 15,53% | 173 16,69% | 161 15,53% |
| | 08h-14h | 75 16,00% | 82 17,43% | 78 16,67% | 66 14,14% | 78 16,67% | 85 18,22% | 77 16,52% |



| | | | | | | | | |
|--------------|---------|------------|------------|------------|------------|------------|------------|------------|
| Media Diaria | 00h-24h | 235 16,25% | 257 16,40% | 238 16,17% | 223 16,44% | 243 16,28% | 257 16,27% | 242 16,30% |
| | 06h-22h | 149 14,64% | 162 14,75% | 149 14,45% | 136 14,67% | 149 14,41% | 163 14,61% | 151 14,59% |
| | 08h-14h | 72 16,06% | 79 16,01% | 72 15,35% | 63 15,84% | 69 14,82% | 83 16,23% | 73 15,72% |



| | | | | | | | |
|--------------|---|--|--|--|--|--|--|
| Coeficientes | N | | | | | | |
| | L | | | | | | |
| Coeficiente | S | | | | | | |

Los datos en color negro corresponden al total de vehículos y los datos en color azul corresponden a vehículos pesados (en %)



Castilla-La Mancha

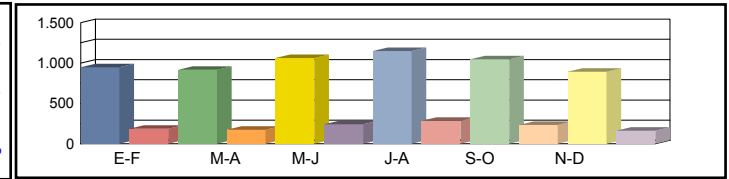
Consejería de Fomento

Estación: CU-8a
Carretera: CM-215 p.k. 30,00 **Provincia:** CUENCA
Ubicación: Int. CM-2200 - Landete
Año: 2023
Tipo: COBERTURA

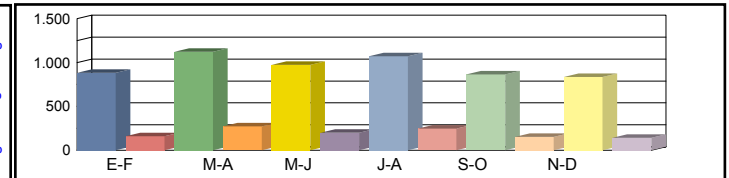
Dirección General de Carreteras

| | Ene-Feb | Mar-Abr | May-Jun | Jul-Ago | Sep-Oct | Nov-Dic | IMD |
|--|---------|---------|---------|---------|---------|---------|-----|
|--|---------|---------|---------|---------|---------|---------|-----|

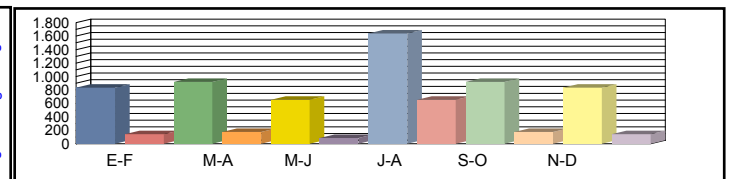
| | | | | | | | | |
|----------|---------|------------|------------|--------------|--------------|--------------|------------|--------------|
| Media | 00h-24h | 948 16,54% | 916 15,98% | 1.061 18,51% | 1.148 20,02% | 1.045 18,22% | 892 15,55% | 1.002 17,47% |
| Domingos | 06h-22h | 918 16,60% | 773 13,98% | 910 16,46% | 1.089 19,70% | 975 17,64% | 833 15,08% | 916 16,57% |
| | 08h-14h | 365 15,36% | 265 11,17% | 281 11,84% | 331 13,93% | 325 13,67% | 279 11,74% | 308 12,95% |



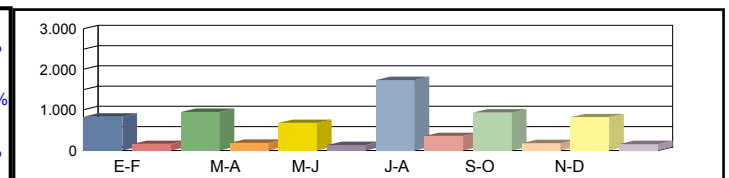
| | | | | | | | | |
|---------|---------|------------|--------------|------------|--------------|------------|------------|------------|
| Media | 00h-24h | 882 15,39% | 1.123 19,59% | 972 16,96% | 1.073 18,72% | 863 15,05% | 836 14,58% | 958 16,71% |
| Sábados | 06h-22h | 835 15,10% | 1.041 18,84% | 926 16,75% | 991 17,92% | 809 14,63% | 770 13,93% | 895 16,19% |
| | 08h-14h | 373 15,68% | 513 21,60% | 530 22,30% | 503 21,17% | 368 15,49% | 361 15,18% | 441 18,57% |



| | | | | | | | | |
|-----------|---------|------------|------------|------------|--------------|------------|------------|------------|
| Media | 00h-24h | 833 14,53% | 918 16,01% | 657 11,46% | 1.639 28,59% | 921 16,06% | 833 14,53% | 967 16,87% |
| Laborales | 06h-22h | 748 13,53% | 851 15,39% | 609 11,01% | 1.499 27,12% | 887 16,04% | 781 14,13% | 896 16,20% |
| | 08h-14h | 309 13,00% | 368 15,49% | 273 11,51% | 628 26,42% | 405 17,03% | 334 14,06% | 386 16,25% |



| | | | | | | | | |
|--------|---------|------------|------------|------------|--------------|------------|------------|------------|
| Media | 00h-24h | 832 16,00% | 947 16,52% | 677 16,51% | 1.737 16,97% | 931 16,19% | 819 15,74% | 990 16,32% |
| Diaria | 06h-22h | 754 15,52% | 867 15,68% | 623 15,74% | 1.594 16,37% | 899 15,61% | 768 15,14% | 918 15,68% |
| | 08h-14h | 309 15,50% | 374 15,74% | 281 15,94% | 652 16,08% | 398 15,23% | 322 14,91% | 389 15,57% |



| | | | | | | | | |
|--------------|---|--|--|--|--|--|--|--|
| Coeficientes | N | | | | | | | |
| | L | | | | | | | |
| Coeficiente | S | | | | | | | |

Los datos en color negro corresponden al total de vehículos y los datos en color azul corresponden a vehículos pesados (en %)



Castilla-La Mancha

Consejería de Fomento

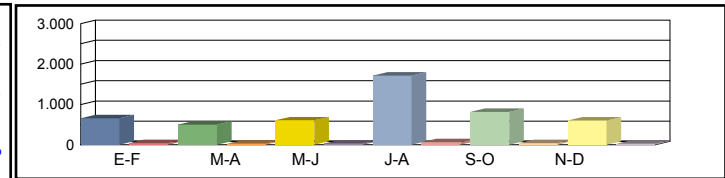
Estación: CU-8c
Carretera: CM-215 p.k. 25,81 **Provincia:** CUENCA
Ubicación: Fuentelespino de Moya - Int. CM-2200
Año: 2023
Tipo: PRIMARIA

Dirección General de Carreteras

| | Ene-Feb | Mar-Abr | May-Jun | Jul-Ago | Sep-Oct | Nov-Dic | IMD |
|--|---------|---------|---------|---------|---------|---------|-----|
|--|---------|---------|---------|---------|---------|---------|-----|

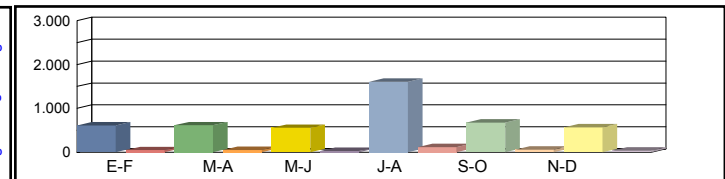
Media 00h-24h
 Domingos 06h-22h
 08h-14h

| | | | | | | | | | | | | | |
|-----|-------|-----|-------|-----|-------|-------|-------|-----|-------|-----|-------|-----|-------|
| 659 | 6,07% | 501 | 4,79% | 607 | 4,94% | 1.714 | 3,68% | 817 | 5,02% | 606 | 3,96% | 817 | 4,74% |
| 620 | 5,16% | 414 | 3,62% | 510 | 3,14% | 1.600 | 2,75% | 786 | 4,07% | 568 | 2,64% | 750 | 3,56% |
| 243 | 5,76% | 150 | 3,33% | 172 | 0,58% | 473 | 2,54% | 278 | 3,24% | 191 | 4,19% | 251 | 3,27% |



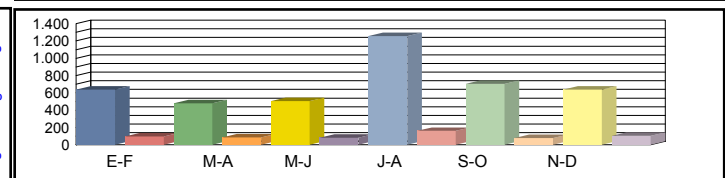
Media 00h-24h
 Sábados 06h-22h
 08h-14h

| | | | | | | | | | | | | | |
|-----|-------|-----|-------|-----|-------|-------|-------|-----|-------|-----|-------|-----|-------|
| 613 | 7,18% | 614 | 7,82% | 556 | 5,40% | 1.603 | 6,74% | 675 | 7,70% | 568 | 5,63% | 772 | 6,74% |
| 564 | 4,08% | 558 | 5,91% | 519 | 4,24% | 1.455 | 6,46% | 652 | 6,29% | 525 | 3,62% | 712 | 5,10% |
| 248 | 3,63% | 290 | 8,28% | 324 | 4,63% | 719 | 6,54% | 315 | 5,40% | 247 | 2,43% | 357 | 5,15% |



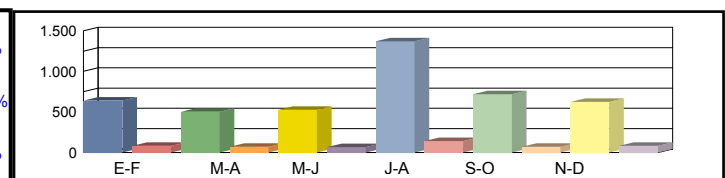
Media 00h-24h
 Laborales 06h-22h
 08h-14h

| | | | | | | | | | | | | | |
|-----|--------|-----|--------|-----|--------|-------|--------|-----|-------|-----|--------|-----|--------|
| 639 | 12,99% | 480 | 15,00% | 504 | 13,89% | 1.257 | 11,38% | 706 | 9,92% | 639 | 13,93% | 704 | 12,85% |
| 568 | 9,68% | 444 | 14,41% | 462 | 11,90% | 1.138 | 10,81% | 673 | 8,92% | 593 | 13,49% | 646 | 11,54% |
| 245 | 9,80% | 203 | 14,29% | 217 | 12,44% | 498 | 10,64% | 321 | 9,03% | 265 | 14,34% | 292 | 11,76% |



Media 00h-24h
 Diaria 06h-22h
 08h-14h

| | | | | | | | | | | | | | |
|-----|--------|-----|--------|-----|--------|-------|-------|-----|-------|-----|--------|------------|---------------|
| 638 | 11,13% | 502 | 12,35% | 525 | 11,05% | 1.371 | 9,19% | 718 | 8,91% | 624 | 11,38% | 730 | 10,67% |
| 575 | 8,17% | 456 | 11,62% | 477 | 9,43% | 1.250 | 8,64% | 686 | 7,73% | 580 | 10,69% | 671 | 9,38% |
| 245 | 8,16% | 208 | 12,02% | 225 | 9,33% | 526 | 8,75% | 315 | 7,94% | 252 | 11,51% | 295 | 9,62% |



Coeficientes N
 L
 Coeficiente S

| | | | | | |
|----------------|---------|---------|---------|---------|---------|
| 1,12500 | 1,08108 | 1,09091 | 1,10457 | 1,04903 | 1,07757 |
| 1,10172 | 1,46667 | 1,39683 | 0,56006 | 0,99717 | 1,10172 |
| 1,03673 | | | | | |

Los datos en color negro corresponden al total de vehículos y los datos en color azul corresponden a vehículos pesados (en %)



Castilla-La Mancha

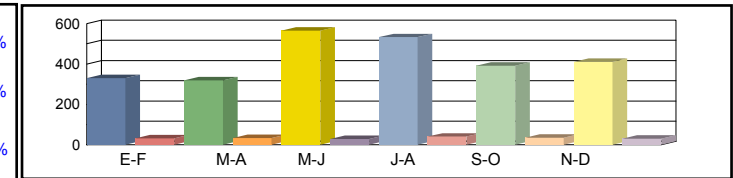
Consejería de Fomento

Estación: CU-90
Carretera: CM-2105 p.k. 55,00 **Provincia:** CUENCA
Ubicación: Uña - Huélamo
Año: 2023
Tipo: PRIMARIA

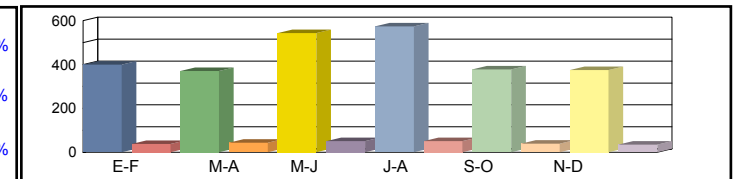
Dirección General de Carreteras

| | Ene-Feb | Mar-Abr | May-Jun | Jul-Ago | Sep-Oct | Nov-Dic | IMD |
|--|---------|---------|---------|---------|---------|---------|-----|
|--|---------|---------|---------|---------|---------|---------|-----|

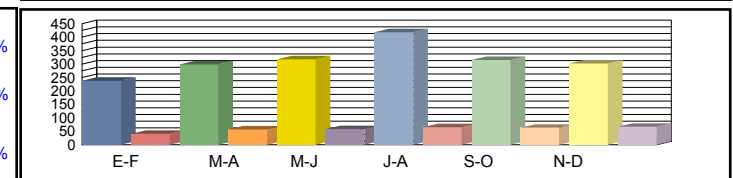
| | | | | | | | | |
|----------------|---------|------------|------------|-----------|-----------|-----------|-----------|-----------|
| Media Domingos | 00h-24h | 330 9,09% | 319 9,72% | 566 4,95% | 533 7,13% | 392 8,42% | 411 6,81% | 425 7,69% |
| | 06h-22h | 299 7,36% | 287 8,36% | 526 4,18% | 507 4,14% | 362 5,52% | 378 3,97% | 393 5,59% |
| | 08h-14h | 117 10,26% | 118 11,02% | 250 2,00% | 162 4,32% | 185 4,32% | 180 2,78% | 169 5,78% |



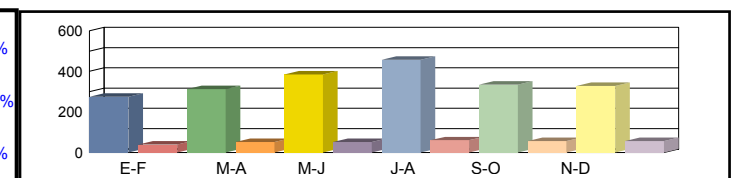
| | | | | | | | | |
|---------------|---------|-----------|------------|-----------|-----------|-----------|-----------|-----------|
| Media Sábados | 00h-24h | 400 8,50% | 371 10,51% | 544 8,64% | 574 8,19% | 378 9,52% | 375 8,53% | 440 8,98% |
| | 06h-22h | 345 6,38% | 321 9,35% | 521 6,33% | 531 5,84% | 340 5,88% | 346 6,07% | 401 6,64% |
| | 08h-14h | 191 3,66% | 156 6,41% | 271 5,90% | 202 3,96% | 189 5,29% | 187 5,35% | 199 5,10% |



| | | | | | | | | |
|-----------------|---------|------------|------------|------------|------------|------------|------------|------------|
| Media Laborales | 00h-24h | 238 14,71% | 299 16,05% | 317 15,46% | 418 13,64% | 315 16,83% | 302 18,21% | 315 15,82% |
| | 06h-22h | 193 13,47% | 258 12,02% | 280 12,86% | 375 12,00% | 289 13,84% | 274 16,06% | 278 13,37% |
| | 08h-14h | 91 10,99% | 118 6,78% | 136 10,29% | 161 9,94% | 143 10,49% | 136 13,24% | 131 10,29% |



| | | | | | | | | |
|--------------|---------|------------|------------|------------|------------|------------|------------|------------|
| Media Diaria | 00h-24h | 274 12,41% | 312 14,10% | 384 11,72% | 457 11,60% | 335 14,33% | 328 14,63% | 348 13,13% |
| | 06h-22h | 230 10,87% | 271 11,07% | 350 9,71% | 415 9,40% | 308 11,36% | 299 12,04% | 312 10,74% |
| | 08h-14h | 109 9,17% | 123 7,32% | 172 7,56% | 166 7,83% | 155 8,39% | 150 10,00% | 146 8,38% |



| | | | | | | | | |
|--------------|---|---------|---------|---------|---------|---------|---------|---------|
| Coeficientes | N | 1,23316 | 1,15891 | 1,13214 | 1,11467 | 1,08997 | 1,10219 | |
| | L | 1,32353 | 1,05351 | 0,99369 | 0,75359 | 1,00000 | 1,04305 | |
| Coeficiente | S | | | | | | | 1,10658 |

Los datos en color negro corresponden al total de vehículos y los datos en color azul corresponden a vehículos pesados (en %)



Castilla-La Mancha

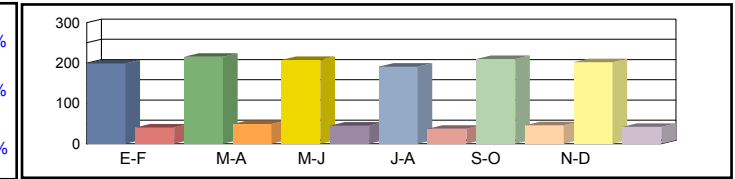
Consejería de Fomento

Estación: CU-90a
Carretera: CM-2106 p.k. 38,00 **Provincia:** CUENCA
Ubicación: Campillos-Sierra - Int. CM-2105 (Huelamo)
Año: 2023
Tipo: COBERTURA

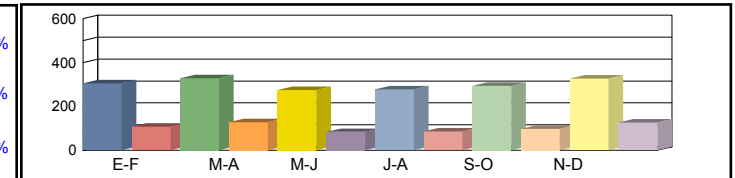
Dirección General de Carreteras

| Ene-Feb | Mar-Abr | May-Jun | Jul-Ago | Sep-Oct | Nov-Dic | IMD |
|---------|---------|---------|---------|---------|---------|-----|
|---------|---------|---------|---------|---------|---------|-----|

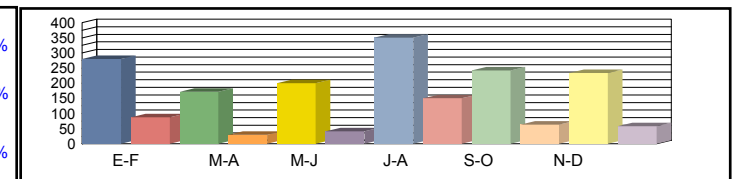
| | | | | | | | | |
|----------------|---------|-------------------|-------------------|-------------------|-------------------|-------------------|-------------------|-------------------|
| Media Domingos | 00h-24h | 199 16,95% | 216 18,46% | 208 17,78% | 191 16,28% | 210 17,90% | 202 17,29% | 204 17,44% |
| | 06h-22h | 144 12,27% | 147 12,52% | 148 12,59% | 135 11,52% | 152 12,93% | 147 12,57% | 146 12,40% |
| | 08h-14h | 38 5,66% | 44 6,58% | 52 7,86% | 40 6,06% | 57 8,60% | 60 8,98% | 48 7,29% |



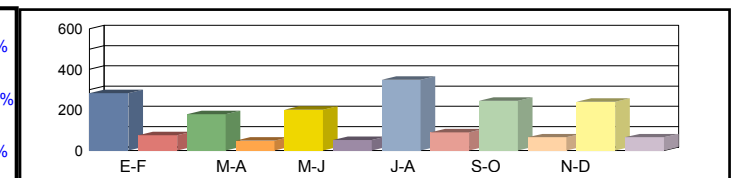
| | | | | | | | | |
|---------------|---------|-------------------|-------------------|-------------------|-------------------|-------------------|-------------------|-------------------|
| Media Sábados | 00h-24h | 305 26,06% | 328 27,98% | 274 23,36% | 277 23,63% | 293 25,00% | 327 27,91% | 301 25,66% |
| | 06h-22h | 223 19,02% | 245 20,89% | 211 17,94% | 205 17,50% | 217 18,51% | 245 20,86% | 224 19,12% |
| | 08h-14h | 85 12,75% | 104 15,56% | 99 14,92% | 89 13,42% | 95 14,24% | 89 13,35% | 94 14,04% |



| | | | | | | | | |
|-----------------|---------|-------------------|-------------------|-------------------|-------------------|-------------------|-------------------|-------------------|
| Media Laborales | 00h-24h | 280 23,94% | 172 14,70% | 200 17,11% | 351 29,98% | 242 20,66% | 234 20,00% | 246 21,06% |
| | 06h-22h | 197 16,81% | 129 10,97% | 144 12,30% | 267 22,79% | 178 15,17% | 167 14,26% | 180 15,38% |
| | 08h-14h | 85 12,78% | 50 7,52% | 59 8,79% | 115 17,32% | 73 10,96% | 61 9,19% | 74 11,09% |



| | | | | | | | | |
|--------------|---------|-------------------|-------------------|-------------------|-------------------|-------------------|-------------------|-------------------|
| Media Diaria | 00h-24h | 283 20,90% | 178 21,39% | 200 20,63% | 348 20,46% | 245 20,89% | 240 21,21% | 249 20,92% |
| | 06h-22h | 199 15,30% | 133 15,61% | 144 15,20% | 264 14,98% | 180 15,33% | 172 15,61% | 182 15,34% |
| | 08h-14h | 81 10,46% | 50 10,99% | 60 11,08% | 111 10,61% | 74 11,09% | 61 11,02% | 73 10,88% |



| | | | | | | | | |
|--------------|---|--|--|--|--|--|--|--|
| Coeficientes | N | | | | | | | |
| | L | | | | | | | |
| Coeficiente | S | | | | | | | |

Los datos en color negro corresponden al total de vehículos y los datos en color azul corresponden a vehículos pesados (en %)



Castilla-La Mancha

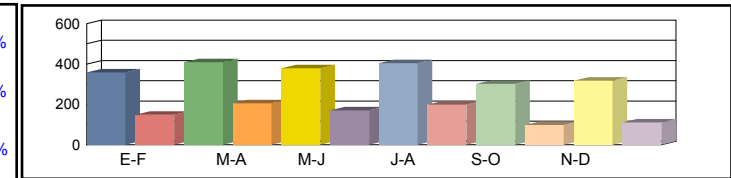
Consejería de Fomento

Estación: CU-91
Carretera: CM-3123 p.k. 12,00 **Provincia:** CUENCA
Ubicación: Int. CM-220 - Monteagudo - Arguisuelas
Año: 2023
Tipo: COBERTURA

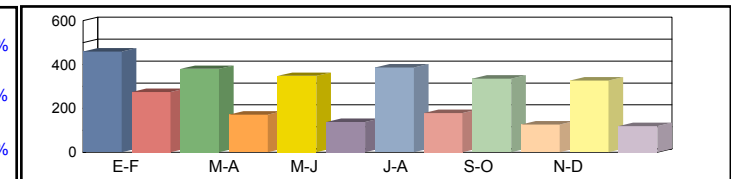
Dirección General de Carreteras

| Ene-Feb | Mar-Abr | May-Jun | Jul-Ago | Sep-Oct | Nov-Dic | IMD |
|---------|---------|---------|---------|---------|---------|-----|
|---------|---------|---------|---------|---------|---------|-----|

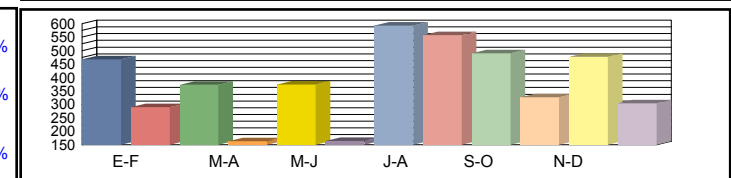
| | | | | | | | | |
|----------------|---------|-------------------|-------------------|-------------------|-------------------|-------------------|-------------------|-------------------|
| Media Domingos | 00h-24h | 359 29,33% | 409 33,46% | 380 31,09% | 404 33,04% | 302 24,65% | 318 26,01% | 362 29,60% |
| | 06h-22h | 330 27,85% | 382 32,19% | 340 28,68% | 338 28,50% | 280 23,61% | 298 25,14% | 328 27,66% |
| | 08h-14h | 132 22,57% | 154 26,46% | 118 20,17% | 133 22,84% | 124 21,29% | 115 19,65% | 129 22,17% |



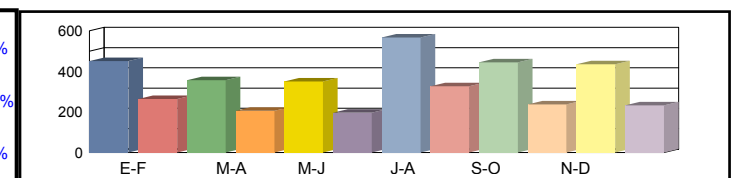
| | | | | | | | | |
|---------------|---------|-------------------|-------------------|-------------------|-------------------|-------------------|-------------------|-------------------|
| Media Sábados | 00h-24h | 459 37,48% | 380 31,02% | 348 28,44% | 387 31,66% | 335 27,36% | 327 26,73% | 373 30,45% |
| | 06h-22h | 438 36,93% | 355 29,97% | 324 27,29% | 352 29,65% | 313 26,36% | 309 26,09% | 348 29,38% |
| | 08h-14h | 228 39,13% | 184 31,61% | 153 26,18% | 172 29,45% | 193 33,14% | 148 25,40% | 180 30,82% |



| | | | | | | | | |
|-----------------|---------|-------------------|-------------------|-------------------|-------------------|-------------------|-------------------|-------------------|
| Media Laborales | 00h-24h | 468 38,25% | 373 30,45% | 374 30,53% | 593 48,45% | 490 40,01% | 477 38,97% | 462 37,78% |
| | 06h-22h | 441 37,19% | 350 29,52% | 354 29,82% | 548 46,18% | 469 39,56% | 449 37,83% | 435 36,68% |
| | 08h-14h | 212 36,32% | 170 29,18% | 173 29,58% | 292 49,96% | 215 36,80% | 195 33,47% | 210 35,88% |



| | | | | | | | | |
|--------------|---------|-------------------|-------------------|-------------------|-------------------|-------------------|-------------------|-------------------|
| Media Diaria | 00h-24h | 451 36,86% | 356 36,53% | 350 35,82% | 567 36,56% | 445 34,75% | 435 34,85% | 434 35,90% |
| | 06h-22h | 425 35,82% | 334 35,44% | 329 34,56% | 514 34,87% | 425 33,70% | 409 33,88% | 406 34,71% |
| | 08h-14h | 203 34,76% | 160 34,24% | 155 32,56% | 269 33,41% | 200 33,72% | 174 32,38% | 194 33,51% |



| | | | | | | | | |
|--------------|---|--|--|--|--|--|--|--|
| Coeficientes | N | | | | | | | |
| | L | | | | | | | |
| Coeficiente | S | | | | | | | |

Los datos en color negro corresponden al total de vehículos y los datos en color azul corresponden a vehículos pesados (en %)



Castilla-La Mancha

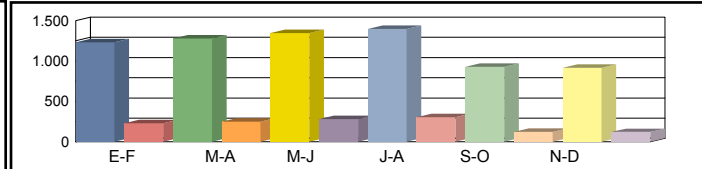
Consejería de Fomento

Estación: CU-92
Carretera: CM-3137 p.k. 5,00 **Provincia:** CUENCA
Ubicación: Iniesta - Villarta
Año: 2023
Tipo: COBERTURA

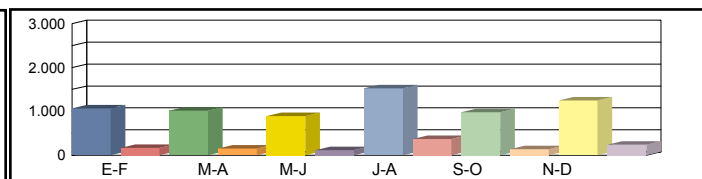
Dirección General de Carreteras

| | Ene-Feb | Mar-Abr | May-Jun | Jul-Ago | Sep-Oct | Nov-Dic | IMD |
|--|---------|---------|---------|---------|---------|---------|-----|
|--|---------|---------|---------|---------|---------|---------|-----|

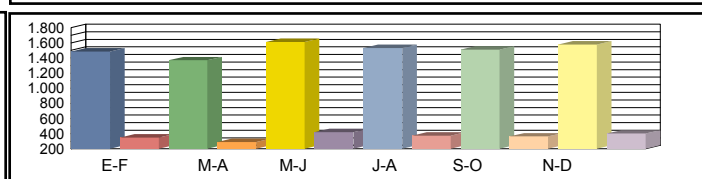
| | | | | | | | | |
|----------------|---------|--------------|--------------|--------------|--------------|------------|------------|--------------|
| Media Domingos | 00h-24h | 1.232 15,82% | 1.280 16,43% | 1.347 17,28% | 1.398 17,94% | 928 11,91% | 917 11,76% | 1.184 15,19% |
| | 06h-22h | 1.077 14,35% | 1.159 15,45% | 1.244 16,58% | 1.037 13,83% | 869 11,59% | 819 10,91% | 1.034 13,79% |
| | 08h-14h | 425 15,61% | 527 19,33% | 643 23,58% | 443 16,26% | 297 10,88% | 321 11,77% | 443 16,24% |



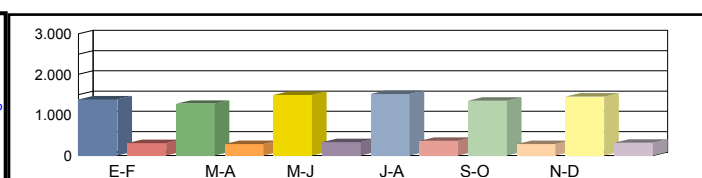
| | | | | | | | | |
|---------------|---------|--------------|--------------|------------|--------------|------------|--------------|--------------|
| Media Sábados | 00h-24h | 1.070 13,73% | 1.016 13,03% | 896 11,50% | 1.523 19,55% | 981 12,58% | 1.248 16,02% | 1.122 14,40% |
| | 06h-22h | 948 12,64% | 873 11,64% | 800 10,67% | 1.362 18,15% | 901 12,01% | 1.143 15,23% | 1.004 13,39% |
| | 08h-14h | 530 19,46% | 363 13,32% | 336 12,34% | 440 16,14% | 418 15,33% | 447 16,41% | 422 15,50% |



| | | | | | | | | |
|-----------------|---------|--------------|--------------|--------------|--------------|--------------|--------------|--------------|
| Media Laborales | 00h-24h | 1.483 19,03% | 1.369 17,57% | 1.612 20,69% | 1.532 19,66% | 1.511 19,39% | 1.579 20,27% | 1.514 19,43% |
| | 06h-22h | 1.377 18,35% | 1.282 17,08% | 1.544 20,58% | 1.381 18,41% | 1.418 18,90% | 1.513 20,17% | 1.419 18,91% |
| | 08h-14h | 618 22,66% | 589 21,61% | 731 26,84% | 637 23,37% | 652 23,93% | 676 24,80% | 650 23,87% |



| | | | | | | | | |
|--------------|---------|--------------|--------------|--------------|--------------|--------------|--------------|--------------|
| Media Diaria | 00h-24h | 1.382 18,07% | 1.275 18,06% | 1.493 17,96% | 1.517 19,21% | 1.352 17,35% | 1.451 17,82% | 1.412 18,08% |
| | 06h-22h | 1.264 17,36% | 1.178 17,37% | 1.421 17,39% | 1.320 18,07% | 1.266 16,87% | 1.380 17,23% | 1.305 17,38% |
| | 08h-14h | 571 22,10% | 536 21,75% | 679 22,22% | 578 21,72% | 568 20,83% | 597 21,12% | 588 21,62% |



| | | | | | | | | |
|--------------|---|--|--|--|--|--|--|--|
| Coeficientes | N | | | | | | | |
| | L | | | | | | | |
| Coeficiente | S | | | | | | | |

Los datos en color negro corresponden al total de vehículos y los datos en color azul corresponden a vehículos pesados (en %)



Castilla-La Mancha

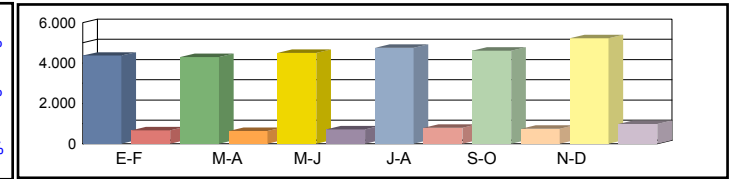
Consejería de Fomento

Estación: CU-94
Carretera: CM-220 p.k. 129,00 **Provincia:** CUENCA
Ubicación: Villar del Sanz de Arcas - Int. CM-2100
Año: 2023
Tipo: COBERTURA

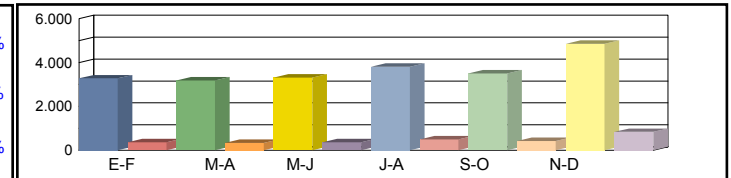
Dirección General de Carreteras

| Ene-Feb | Mar-Abr | May-Jun | Jul-Ago | Sep-Oct | Nov-Dic | IMD |
|---------|---------|---------|---------|---------|---------|-----|
|---------|---------|---------|---------|---------|---------|-----|

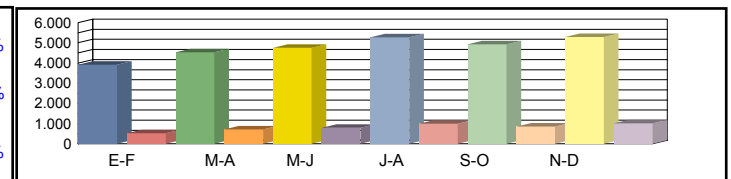
| | | | | | | | | |
|----------|---------|---------------------|---------------------|---------------------|---------------------|---------------------|---------------------|---------------------|
| Media | 00h-24h | 4.369 13,24% | 4.297 13,02% | 4.499 13,63% | 4.758 14,42% | 4.619 14,00% | 5.227 15,84% | 4.628 14,02% |
| Domingos | 06h-22h | 4.258 13,05% | 4.244 13,01% | 4.514 13,84% | 4.786 14,67% | 4.691 14,38% | 4.795 14,70% | 4.548 13,94% |
| | 08h-14h | 1.164 9,46% | 1.237 10,06% | 1.403 11,41% | 1.580 12,85% | 1.529 12,43% | 1.970 16,02% | 1.480 12,04% |



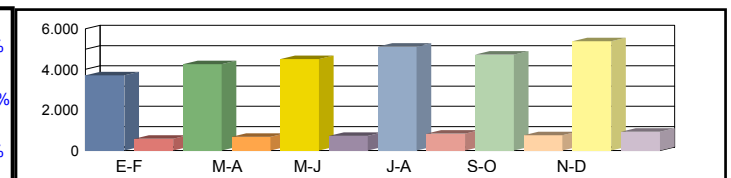
| | | | | | | | | |
|---------|---------|---------------------|---------------------|---------------------|---------------------|---------------------|---------------------|---------------------|
| Media | 00h-24h | 3.276 9,93% | 3.182 9,64% | 3.313 10,04% | 3.811 11,55% | 3.508 10,63% | 4.849 14,69% | 3.656 11,08% |
| Sábados | 06h-22h | 3.147 9,65% | 3.066 9,40% | 3.208 9,83% | 3.718 11,40% | 3.436 10,53% | 4.784 14,66% | 3.560 10,91% |
| | 08h-14h | 1.374 11,17% | 1.407 11,44% | 1.464 11,90% | 1.649 13,41% | 1.543 12,54% | 2.143 17,43% | 1.597 12,98% |



| | | | | | | | | |
|-----------|---------|---------------------|---------------------|---------------------|---------------------|---------------------|---------------------|---------------------|
| Media | 00h-24h | 3.918 11,87% | 4.530 13,73% | 4.751 14,40% | 5.274 15,98% | 4.925 14,92% | 5.295 16,05% | 4.782 14,49% |
| Laborales | 06h-22h | 3.913 11,99% | 4.490 13,76% | 4.605 14,12% | 5.037 15,44% | 4.708 14,43% | 5.068 15,53% | 4.637 14,21% |
| | 08h-14h | 1.545 12,56% | 1.788 14,54% | 1.802 14,65% | 2.017 16,40% | 1.906 15,49% | 1.864 15,15% | 1.820 14,80% |



| | | | | | | | | |
|--------|---------|---------------------|---------------------|---------------------|---------------------|---------------------|---------------------|----------------------------|
| Media | 00h-24h | 3.699 13,59% | 4.254 13,52% | 4.510 13,67% | 5.126 13,99% | 4.721 13,80% | 5.386 14,65% | 4.616 13,87% |
| Diaria | 06h-22h | 3.694 13,32% | 4.225 13,28% | 4.392 13,46% | 4.927 13,81% | 4.550 13,64% | 5.126 14,28% | 4.486 13,63% |
| | 08h-14h | 1.414 13,41% | 1.652 13,53% | 1.697 13,79% | 1.957 14,22% | 1.826 14,03% | 1.939 15,24% | 1.748 14,04% |



| | | | | | | | | |
|--------------|---|--|--|--|--|--|--|--|
| Coeficientes | N | | | | | | | |
| | L | | | | | | | |
| Coeficiente | S | | | | | | | |

Los datos en color negro corresponden al total de vehículos y los datos en color azul corresponden a vehículos pesados (en %)



Castilla-La Mancha

Consejería de Fomento

Estación: CU-94b
Carretera: CM-220 p.k. 133,00 **Provincia:** CUENCA
Ubicación: Int. CM-2100 - Int. N-420
Año: 2023
Tipo: COBERTURA

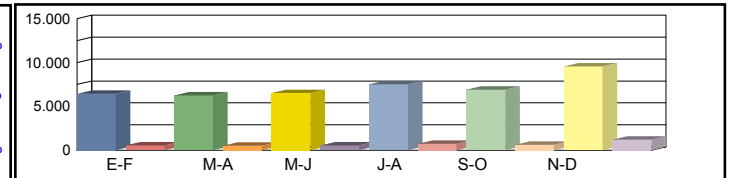
Dirección General de Carreteras

| Ene-Feb | Mar-Abr | May-Jun | Jul-Ago | Sep-Oct | Nov-Dic | IMD |
|---------|---------|---------|---------|---------|---------|-----|
|---------|---------|---------|---------|---------|---------|-----|

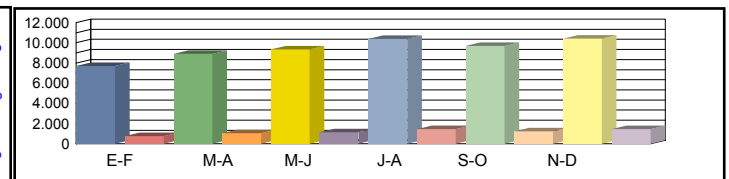
| | | | | | | | | |
|----------|---------|--------------|--------------|--------------|--------------|--------------|---------------|--------------|
| Media | 00h-24h | 8.598 10,15% | 8.455 9,98% | 8.854 10,45% | 9.364 11,06% | 9.089 10,73% | 10.285 12,14% | 9.108 10,75% |
| Domingos | 06h-22h | 7.971 10,74% | 7.944 10,70% | 8.450 11,38% | 8.958 12,07% | 8.781 11,83% | 8.975 12,09% | 8.513 11,47% |
| | 08h-14h | 2.042 11,36% | 2.170 12,07% | 2.462 13,70% | 2.772 15,43% | 2.682 14,93% | 3.456 19,23% | 2.597 14,45% |



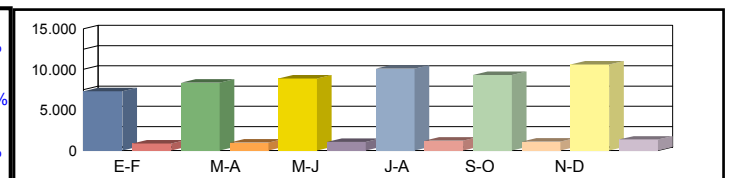
| | | | | | | | | |
|---------|---------|--------------|--------------|--------------|--------------|--------------|--------------|--------------|
| Media | 00h-24h | 6.446 7,61% | 6.261 7,39% | 6.519 7,70% | 7.500 8,86% | 6.904 8,15% | 9.541 11,27% | 7.195 8,50% |
| Sábados | 06h-22h | 5.890 7,94% | 5.740 7,73% | 6.005 8,09% | 6.960 9,38% | 6.432 8,67% | 8.954 12,06% | 6.664 8,98% |
| | 08h-14h | 2.410 13,41% | 2.468 13,73% | 2.568 14,29% | 2.893 16,10% | 2.706 15,06% | 3.760 20,92% | 2.801 15,59% |



| | | | | | | | | |
|-----------|---------|--------------|--------------|--------------|---------------|--------------|---------------|--------------|
| Media | 00h-24h | 7.711 9,10% | 8.915 10,53% | 9.349 11,04% | 10.378 12,25% | 9.692 11,44% | 10.419 12,30% | 9.411 11,11% |
| Laborales | 06h-22h | 7.325 9,87% | 8.405 11,32% | 8.620 11,61% | 9.428 12,70% | 8.814 11,87% | 9.486 12,78% | 8.680 11,69% |
| | 08h-14h | 2.711 15,08% | 3.137 17,46% | 3.161 17,59% | 3.538 19,69% | 3.343 18,60% | 3.269 18,19% | 3.193 17,77% |



| | | | | | | | | |
|--------|---------|--------------|--------------|--------------|---------------|--------------|---------------|---------------------|
| Media | 00h-24h | 7.280 10,42% | 8.373 10,37% | 8.874 10,48% | 10.087 10,73% | 9.291 10,58% | 10.599 11,23% | 9.084 10,63% |
| Diaria | 06h-22h | 6.915 10,96% | 7.910 10,93% | 8.222 11,08% | 9.221 11,36% | 8.518 11,22% | 9.594 11,75% | 8.397 11,22% |
| | 08h-14h | 2.482 16,10% | 2.898 16,25% | 2.976 16,56% | 3.433 17,07% | 3.202 16,85% | 3.401 18,30% | 3.065 16,86% |



| | | | | | | | | |
|--------------|---|--|--|--|--|--|--|--|
| Coeficientes | N | | | | | | | |
| | L | | | | | | | |
| Coeficiente | S | | | | | | | |

Los datos en color negro corresponden al total de vehículos y los datos en color azul corresponden a vehículos pesados (en %)



Castilla-La Mancha

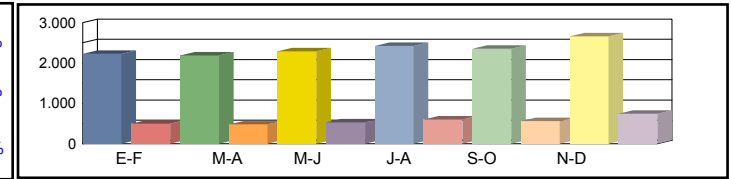
Consejería de Fomento

Estación: CU-95
Carretera: CM-220 p.k. 107,00 **Provincia:** CUENCA
Ubicación: Int. CM-2153 - Villar del Sanz de Arcas
Año: 2023
Tipo: COBERTURA

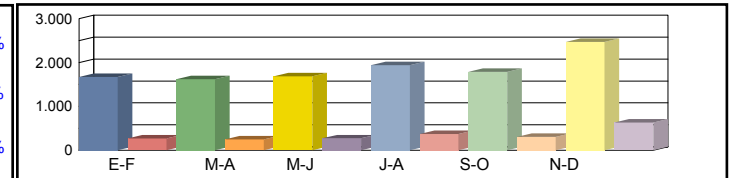
Dirección General de Carreteras

| Ene-Feb | Mar-Abr | May-Jun | Jul-Ago | Sep-Oct | Nov-Dic | IMD |
|---------|---------|---------|---------|---------|---------|-----|
|---------|---------|---------|---------|---------|---------|-----|

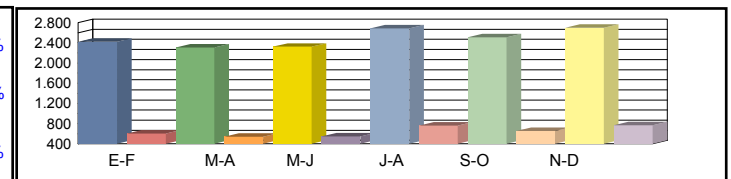
| | | | | | | | | |
|----------------|---------|--------------|--------------|--------------|--------------|--------------|--------------|--------------|
| Media Domingos | 00h-24h | 2.225 18,32% | 2.189 18,01% | 2.292 18,86% | 2.424 19,95% | 2.353 19,36% | 2.662 21,91% | 2.358 19,40% |
| | 06h-22h | 2.168 18,18% | 2.161 18,12% | 2.299 19,27% | 2.437 20,43% | 2.389 20,03% | 2.442 20,47% | 2.316 19,41% |
| | 08h-14h | 695 12,44% | 738 13,22% | 837 15,00% | 943 16,89% | 912 16,34% | 1.175 21,06% | 883 15,82% |



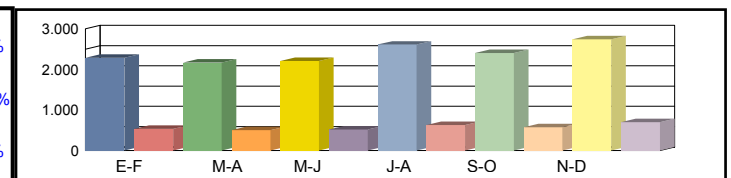
| | | | | | | | | |
|---------------|---------|--------------|--------------|--------------|--------------|--------------|--------------|--------------|
| Media Sábados | 00h-24h | 1.668 13,73% | 1.621 13,34% | 1.688 13,89% | 1.941 15,98% | 1.787 14,71% | 2.470 20,33% | 1.862 15,33% |
| | 06h-22h | 1.602 13,43% | 1.561 13,09% | 1.634 13,70% | 1.893 15,87% | 1.750 14,67% | 2.436 20,42% | 1.813 15,20% |
| | 08h-14h | 820 14,68% | 839 15,03% | 873 15,64% | 984 17,62% | 920 16,49% | 1.279 22,90% | 952 17,06% |



| | | | | | | | | |
|-----------------|---------|--------------|--------------|--------------|--------------|--------------|--------------|--------------|
| Media Laborales | 00h-24h | 2.420 19,92% | 2.308 18,99% | 2.324 19,13% | 2.686 22,11% | 2.509 20,65% | 2.697 22,20% | 2.491 20,50% |
| | 06h-22h | 2.345 19,66% | 2.287 19,17% | 2.248 18,85% | 2.565 21,50% | 2.398 20,10% | 2.581 21,63% | 2.404 20,15% |
| | 08h-14h | 1.075 19,26% | 1.067 19,11% | 1.010 18,10% | 1.203 21,55% | 1.137 20,36% | 1.112 19,92% | 1.101 19,72% |



| | | | | | | | | |
|--------------|---------|--------------|--------------|--------------|--------------|--------------|--------------|--------------|
| Media Diaria | 00h-24h | 2.285 18,81% | 2.168 18,71% | 2.206 18,91% | 2.611 19,36% | 2.405 19,09% | 2.743 20,26% | 2.403 19,19% |
| | 06h-22h | 2.214 18,56% | 2.152 18,50% | 2.144 18,75% | 2.509 19,23% | 2.317 19,00% | 2.610 19,88% | 2.324 18,99% |
| | 08h-14h | 984 17,63% | 986 17,79% | 951 18,13% | 1.167 18,68% | 1.089 18,44% | 1.157 20,03% | 1.056 18,45% |



| | | | | | | | | |
|--------------|---|--|--|--|--|--|--|--|
| Coeficientes | N | | | | | | | |
| | L | | | | | | | |
| Coeficiente | S | | | | | | | |

Los datos en color negro corresponden al total de vehículos y los datos en color azul corresponden a vehículos pesados (en %)



Castilla-La Mancha

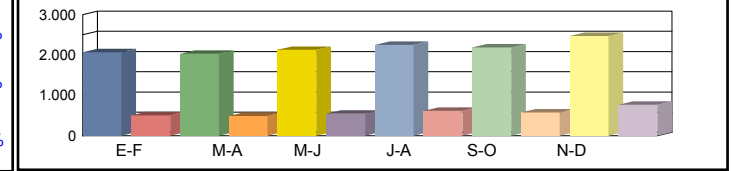
Consejería de Fomento

Estación: CU-96
Carretera: CM-220 p.k. 84,00 **Provincia:** CUENCA
Ubicación: Motilla del Palancar - Almodóvar del Pinar
Año: 2023
Tipo: COBERTURA

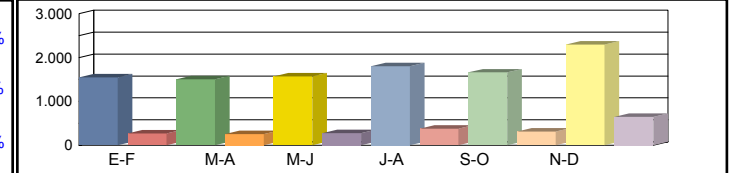
Dirección General de Carreteras

| Ene-Feb | Mar-Abr | May-Jun | Jul-Ago | Sep-Oct | Nov-Dic | IMD |
|---------|---------|---------|---------|---------|---------|-----|
|---------|---------|---------|---------|---------|---------|-----|

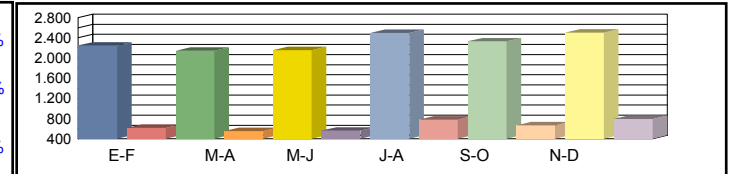
| | | | | | | | | |
|----------------|---------|---------------------|---------------------|---------------------|---------------------|---------------------|---------------------|---------------------|
| Media Domingos | 00h-24h | 2.067 19,80% | 2.033 19,47% | 2.129 20,39% | 2.252 21,56% | 2.186 20,93% | 2.473 23,69% | 2.190 20,97% |
| | 06h-22h | 2.006 19,78% | 1.999 19,71% | 2.126 20,97% | 2.254 22,23% | 2.210 21,79% | 2.258 22,27% | 2.142 21,13% |
| | 08h-14h | 598 16,13% | 635 17,14% | 720 19,45% | 811 21,90% | 785 21,19% | 1.011 27,31% | 760 20,52% |



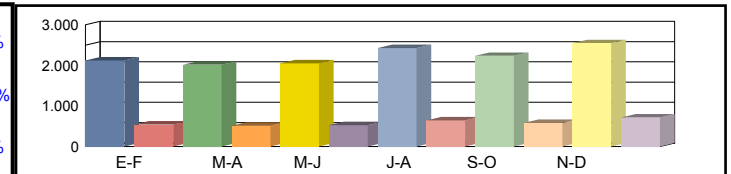
| | | | | | | | | |
|---------------|---------|---------------------|---------------------|---------------------|---------------------|---------------------|---------------------|---------------------|
| Media Sábados | 00h-24h | 1.550 14,84% | 1.505 14,42% | 1.568 15,01% | 1.803 17,27% | 1.660 15,90% | 2.294 21,97% | 1.730 16,57% |
| | 06h-22h | 1.482 14,62% | 1.444 14,24% | 1.511 14,90% | 1.751 17,27% | 1.618 15,96% | 2.253 22,22% | 1.676 16,54% |
| | 08h-14h | 705 19,04% | 722 19,50% | 751 20,29% | 847 22,86% | 792 21,38% | 1.100 29,70% | 820 22,13% |



| | | | | | | | | |
|-----------------|---------|---------------------|---------------------|---------------------|---------------------|---------------------|---------------------|---------------------|
| Media Laborales | 00h-24h | 2.248 21,53% | 2.144 20,53% | 2.159 20,68% | 2.495 23,90% | 2.330 22,32% | 2.505 24,00% | 2.314 22,16% |
| | 06h-22h | 2.169 21,39% | 2.115 20,86% | 2.079 20,51% | 2.372 23,40% | 2.218 21,87% | 2.387 23,54% | 2.223 21,93% |
| | 08h-14h | 925 24,97% | 918 24,78% | 869 23,47% | 1.035 27,95% | 978 26,41% | 957 25,83% | 947 25,57% |



| | | | | | | | | |
|--------------|---------|---------------------|---------------------|---------------------|---------------------|---------------------|---------------------|----------------------------|
| Media Diaria | 00h-24h | 2.122 20,33% | 2.014 20,22% | 2.049 20,44% | 2.425 20,93% | 2.234 20,64% | 2.548 21,90% | 2.232 20,74% |
| | 06h-22h | 2.048 20,19% | 1.990 20,13% | 1.983 20,41% | 2.320 20,92% | 2.143 20,67% | 2.414 21,64% | 2.150 20,66% |
| | 08h-14h | 847 22,86% | 848 23,07% | 818 23,51% | 1.004 24,23% | 937 23,92% | 996 25,98% | 908 23,93% |



| | | | | | | | | |
|--------------|---|--|--|--|--|--|--|--|
| Coeficientes | N | | | | | | | |
| | L | | | | | | | |
| Coeficiente | S | | | | | | | |

Los datos en color negro corresponden al total de vehículos y los datos en color azul corresponden a vehículos pesados (en %)



Castilla-La Mancha

Consejería de Fomento

Estación: CU-97
Carretera: CM-220 p.k. 70,30 **Provincia:** CUENCA
Ubicación: El Peral - Motilla del Palancar - Enlace N-III
Año: 2023
Tipo: COBERTURA

Dirección General de Carreteras

| Ene-Feb | Mar-Abr | May-Jun | Jul-Ago | Sep-Oct | Nov-Dic | IMD |
|---------|---------|---------|---------|---------|---------|-----|
|---------|---------|---------|---------|---------|---------|-----|

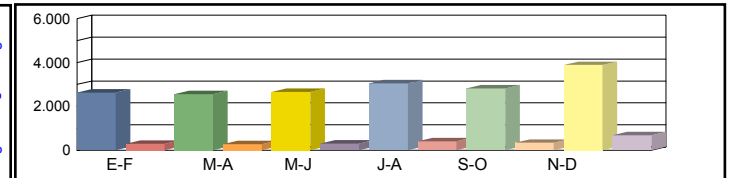
Media 00h-24h
 Domingos 06h-22h
 08h-14h

| | | | | | | |
|--------------|--------------|--------------|--------------|--------------|--------------|--------------|
| 3.503 13,50% | 3.445 13,27% | 3.607 13,90% | 3.815 14,70% | 3.703 14,27% | 4.190 16,14% | 3.710 14,30% |
| 3.391 13,16% | 3.379 13,12% | 3.595 13,95% | 3.811 14,79% | 3.736 14,50% | 3.818 14,82% | 3.622 14,06% |
| 938 11,39% | 997 12,10% | 1.131 13,73% | 1.273 15,46% | 1.232 14,96% | 1.588 19,28% | 1.193 14,49% |



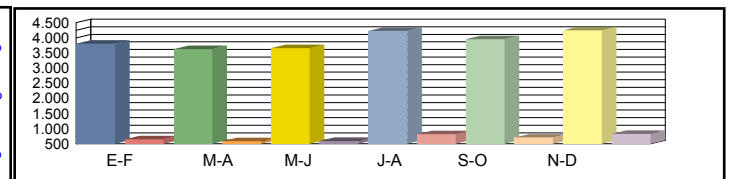
Media 00h-24h
 Sábados 06h-22h
 08h-14h

| | | | | | | |
|--------------|--------------|--------------|--------------|--------------|--------------|--------------|
| 2.626 10,12% | 2.551 9,83% | 2.656 10,23% | 3.056 11,77% | 2.813 10,84% | 3.887 14,98% | 2.932 11,29% |
| 2.506 9,73% | 2.442 9,48% | 2.555 9,92% | 2.961 11,49% | 2.736 10,62% | 3.809 14,79% | 2.835 11,00% |
| 1.107 13,44% | 1.134 13,76% | 1.180 14,32% | 1.329 16,14% | 1.243 15,09% | 1.727 20,97% | 1.287 15,62% |



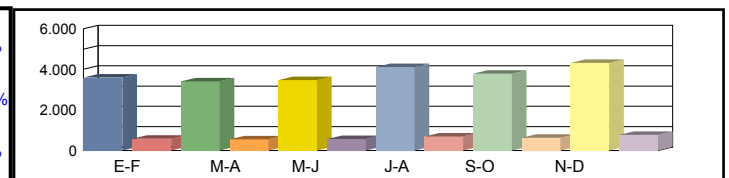
Media 00h-24h
 Laborales 06h-22h
 08h-14h

| | | | | | | |
|--------------|--------------|--------------|--------------|--------------|--------------|--------------|
| 3.809 14,68% | 3.632 13,99% | 3.659 14,10% | 4.228 16,29% | 3.949 15,21% | 4.245 16,36% | 3.920 15,10% |
| 3.667 14,24% | 3.576 13,88% | 3.516 13,65% | 4.011 15,57% | 3.749 14,55% | 4.035 15,67% | 3.759 14,59% |
| 1.452 17,63% | 1.441 17,50% | 1.364 16,57% | 1.625 19,73% | 1.536 18,65% | 1.502 18,23% | 1.487 18,05% |



Media 00h-24h
 Diaria 06h-22h
 08h-14h

| | | | | | | |
|--------------|--------------|--------------|--------------|--------------|--------------|---------------------|
| 3.596 13,86% | 3.411 13,78% | 3.473 13,93% | 4.109 14,26% | 3.786 14,07% | 4.318 14,93% | 3.782 14,14% |
| 3.462 13,44% | 3.365 13,40% | 3.354 13,58% | 3.923 13,92% | 3.623 13,76% | 4.081 14,40% | 3.635 13,75% |
| 1.329 16,14% | 1.331 16,29% | 1.284 16,60% | 1.577 17,11% | 1.471 16,89% | 1.563 18,34% | 1.426 16,89% |



Coeficientes N
 L
 Coeficiente S

| | | | | | | |
|--|--|--|--|--|--|--|
| | | | | | | |
| | | | | | | |

Los datos en color negro corresponden al total de vehículos y los datos en color azul corresponden a vehículos pesados (en %)



Castilla-La Mancha

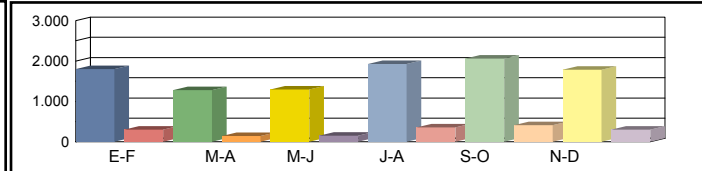
Consejería de Fomento

Estación: CU-98
Carretera: CM-220 p.k. 42,50 **Provincia:** CUENCA
Ubicación: Int.CM-3124 - Quintanar del Rey
Año: 2023
Tipo: COBERTURA

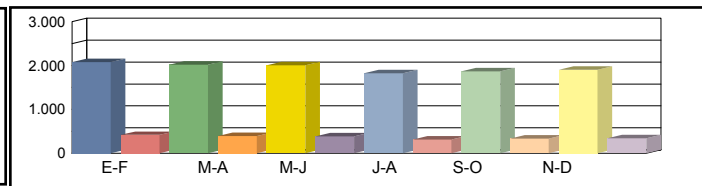
Dirección General de Carreteras

| | Ene-Feb | Mar-Abr | May-Jun | Jul-Ago | Sep-Oct | Nov-Dic | IMD |
|--|---------|---------|---------|---------|---------|---------|-----|
|--|---------|---------|---------|---------|---------|---------|-----|

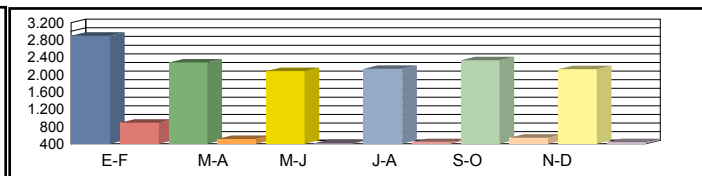
| | | | | | | | | |
|----------------|---------|--------------|--------------|--------------|--------------|--------------|--------------|--------------|
| Media Domingos | 00h-24h | 1.802 14,55% | 1.282 10,35% | 1.298 10,48% | 1.930 15,58% | 2.062 16,65% | 1.789 14,44% | 1.694 13,68% |
| | 06h-22h | 1.633 13,13% | 1.182 9,51% | 1.220 9,81% | 1.733 13,94% | 1.977 15,90% | 1.651 13,28% | 1.566 12,59% |
| | 08h-14h | 482 9,21% | 503 9,60% | 468 8,94% | 981 18,74% | 546 10,42% | 478 9,13% | 576 11,01% |



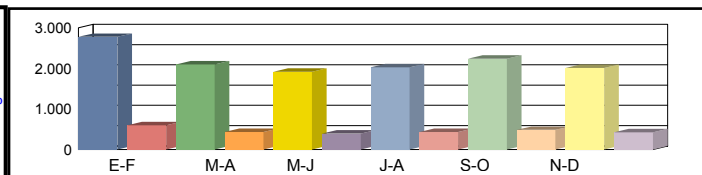
| | | | | | | | | |
|---------------|---------|--------------|--------------|--------------|--------------|--------------|--------------|--------------|
| Media Sábados | 00h-24h | 2.075 16,75% | 2.021 16,32% | 2.006 16,19% | 1.823 14,72% | 1.868 15,08% | 1.901 15,35% | 1.949 15,74% |
| | 06h-22h | 1.971 15,85% | 1.927 15,50% | 1.831 14,73% | 1.701 13,68% | 1.737 13,97% | 1.764 14,18% | 1.822 14,65% |
| | 08h-14h | 706 13,48% | 858 16,39% | 937 17,89% | 782 14,94% | 792 15,11% | 834 15,92% | 818 15,62% |



| | | | | | | | | |
|-----------------|---------|--------------|--------------|--------------|--------------|--------------|--------------|--------------|
| Media Laborales | 00h-24h | 2.899 23,40% | 2.278 18,39% | 2.078 16,77% | 2.132 17,22% | 2.332 18,83% | 2.128 17,18% | 2.308 18,63% |
| | 06h-22h | 2.820 22,68% | 2.205 17,73% | 2.044 16,44% | 1.999 16,07% | 2.306 18,55% | 2.028 16,31% | 2.234 17,96% |
| | 08h-14h | 1.256 23,98% | 979 18,69% | 902 17,22% | 834 15,92% | 1.041 19,87% | 955 18,24% | 994 18,99% |



| | | | | | | | | |
|--------------|---------|--------------|--------------|--------------|--------------|--------------|--------------|--------------|
| Media Diaria | 00h-24h | 2.776 17,61% | 2.099 16,95% | 1.915 16,95% | 2.025 17,47% | 2.240 17,67% | 2.012 17,39% | 2.178 17,34% |
| | 06h-22h | 2.673 16,81% | 2.019 16,24% | 1.864 16,17% | 1.873 16,61% | 2.202 16,93% | 1.897 16,59% | 2.088 16,56% |
| | 08h-14h | 1.115 16,59% | 894 17,06% | 829 17,18% | 810 18,16% | 947 17,00% | 865 16,93% | 910 17,16% |



| | | | | | | | |
|--------------|---|--|--|--|--|--|--|
| Coeficientes | N | | | | | | |
| | L | | | | | | |
| Coeficiente | S | | | | | | |

Los datos en color negro corresponden al total de vehículos y los datos en color azul corresponden a vehículos pesados (en %)



Castilla-La Mancha

Consejería de Fomento

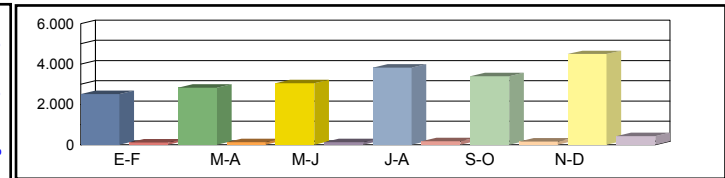
Estación: CU-99b
Carretera: CM-220 p.k. 93,37 **Provincia:** CUENCA
Ubicación: Almodóvar del Pinar - Int. CM-2153
Año: 2023
Tipo: PERMANENTE

Dirección General de Carreteras

| Ene-Feb | Mar-Abr | May-Jun | Jul-Ago | Sep-Oct | Nov-Dic | IMD |
|---------|---------|---------|---------|---------|---------|-----|
|---------|---------|---------|---------|---------|---------|-----|

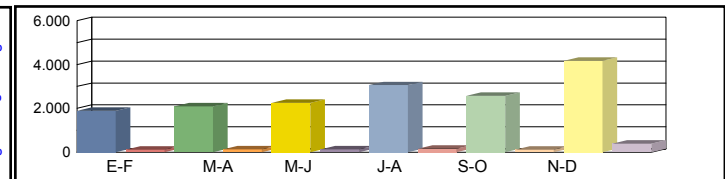
Media 00h-24h
 Domingos 06h-22h
 08h-14h

| | | | | | | |
|-------------|-------------|-------------|-------------|-------------|-------------|-------------|
| 2.517 4,49% | 2.828 4,28% | 3.057 3,99% | 3.818 4,40% | 3.394 4,63% | 4.495 8,79% | 3.352 5,10% |
| 2.406 4,36% | 2.725 4,07% | 2.928 3,72% | 3.632 4,21% | 3.271 4,40% | 3.841 9,66% | 3.134 5,07% |
| 721 2,64% | 895 3,02% | 996 2,71% | 1.376 3,20% | 1.233 3,24% | 1.755 8,49% | 1.163 3,88% |



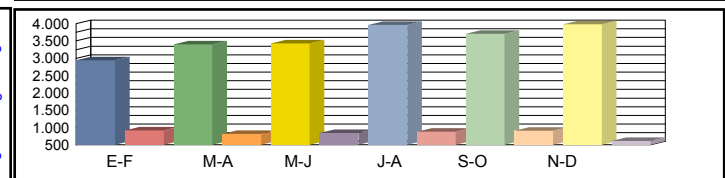
Media 00h-24h
 Sábados 06h-22h
 08h-14h

| | | | | | | |
|-------------|-------------|-------------|-------------|-------------|-------------|-------------|
| 1.887 5,67% | 2.094 5,73% | 2.251 5,46% | 3.058 4,91% | 2.578 4,46% | 4.170 8,51% | 2.673 5,79% |
| 1.778 4,84% | 1.969 4,88% | 2.081 4,47% | 2.822 4,15% | 2.396 3,63% | 3.832 8,43% | 2.480 5,06% |
| 851 5,29% | 1.018 4,91% | 1.039 4,52% | 1.436 4,11% | 1.244 3,30% | 1.909 7,54% | 1.250 4,95% |



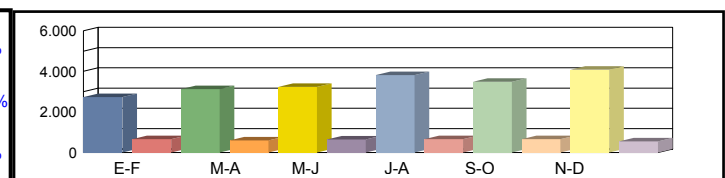
Media 00h-24h
 Laborales 06h-22h
 08h-14h

| | | | | | | |
|--------------|--------------|--------------|--------------|--------------|--------------|--------------|
| 2.946 23,76% | 3.406 19,29% | 3.431 19,73% | 3.965 18,18% | 3.703 19,66% | 3.981 13,29% | 3.572 18,99% |
| 2.800 23,04% | 3.213 18,30% | 3.159 18,46% | 3.604 16,95% | 3.369 18,31% | 3.626 13,32% | 3.295 18,06% |
| 1.252 23,40% | 1.449 18,56% | 1.372 19,68% | 1.634 17,38% | 1.544 19,17% | 1.510 14,17% | 1.460 18,73% |



Media 00h-24h
 Diaria 06h-22h
 08h-14h

| | | | | | | |
|--------------|--------------|--------------|--------------|--------------|--------------|---------------------|
| 2.737 19,36% | 3.127 15,96% | 3.228 16,48% | 3.812 14,64% | 3.491 15,84% | 4.086 11,85% | 3.414 15,69% |
| 2.602 18,72% | 2.957 15,05% | 2.987 15,30% | 3.495 13,53% | 3.211 14,61% | 3.689 12,01% | 3.157 14,87% |
| 1.116 19,44% | 1.304 15,41% | 1.279 16,34% | 1.569 13,83% | 1.453 15,14% | 1.605 12,09% | 1.388 15,38% |



Coeficientes N
 L
 Coeficiente S

| | | | | | | |
|---------|---------|---------|---------|---------|---------|---------|
| 1,05214 | 1,06007 | 1,08610 | 1,10017 | 1,09914 | 1,09790 | |
| 1,21249 | 1,04874 | 1,04110 | 0,90088 | 0,96462 | 0,89726 | |
| | | | | | | 0,95525 |

Los datos en color negro corresponden al total de vehículos y los datos en color azul corresponden a vehículos pesados (en %)



Castilla-La Mancha

Consejería de Fomento

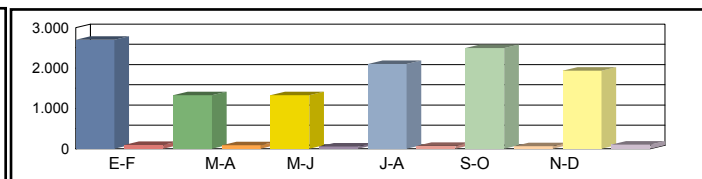
Estación: CU-99c
Carretera: CM-220 p.k. 55,10 **Provincia:** CUENCA
Ubicación: Quintanar del Rey - Villanueva de la Jara
Año: 2023
Tipo: PRIMARIA

Dirección General de Carreteras

| | Ene-Feb | Mar-Abr | May-Jun | Jul-Ago | Sep-Oct | Nov-Dic | IMD |
|--|---------|---------|---------|---------|---------|---------|-----|
|--|---------|---------|---------|---------|---------|---------|-----|

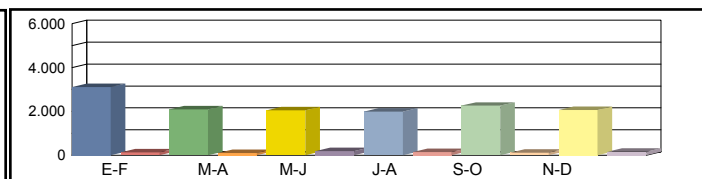
Media 00h-24h
 Domingos 06h-22h
 08h-14h

| | | | | | | | | | | | | | |
|-------|-------|-------|-------|-------|-------|-------|-------|-------|-------|-------|-------|-------|-------|
| 2.699 | 3,45% | 1.327 | 6,56% | 1.330 | 4,06% | 2.104 | 3,47% | 2.494 | 2,73% | 1.937 | 5,16% | 1.982 | 4,24% |
| 2.348 | 2,77% | 1.178 | 5,69% | 1.214 | 3,54% | 1.740 | 3,68% | 2.345 | 2,30% | 1.680 | 4,64% | 1.751 | 3,77% |
| 581 | 4,30% | 442 | 4,30% | 421 | 3,33% | 873 | 3,67% | 559 | 4,65% | 448 | 9,38% | 554 | 4,94% |



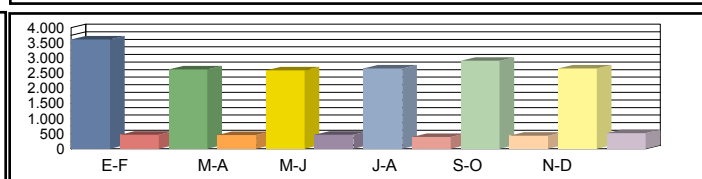
Media 00h-24h
 Sábados 06h-22h
 08h-14h

| | | | | | | | | | | | | | |
|-------|-------|-------|-------|-------|-------|-------|--------|-------|-------|-------|-------|-------|-------|
| 3.108 | 3,93% | 2.092 | 4,59% | 2.055 | 8,18% | 1.988 | 6,74% | 2.259 | 5,05% | 2.059 | 7,29% | 2.260 | 5,96% |
| 2.833 | 3,67% | 1.920 | 4,27% | 1.823 | 7,62% | 1.708 | 6,91% | 2.061 | 4,90% | 1.795 | 7,47% | 2.023 | 5,81% |
| 850 | 5,18% | 755 | 4,64% | 842 | 9,14% | 696 | 12,36% | 811 | 6,91% | 781 | 8,07% | 789 | 7,71% |



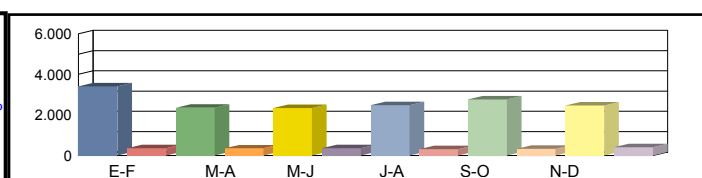
Media 00h-24h
 Laborales 06h-22h
 08h-14h

| | | | | | | | | | | | | | |
|-------|--------|-------|--------|-------|--------|-------|--------|-------|--------|-------|--------|-------|--------|
| 3.615 | 11,37% | 2.618 | 14,82% | 2.591 | 15,21% | 2.659 | 12,86% | 2.908 | 13,03% | 2.654 | 16,35% | 2.841 | 13,94% |
| 3.402 | 10,93% | 2.456 | 14,01% | 2.466 | 14,84% | 2.411 | 13,60% | 2.782 | 13,19% | 2.446 | 16,72% | 2.660 | 13,88% |
| 1.365 | 13,26% | 965 | 16,48% | 980 | 16,63% | 906 | 18,43% | 1.131 | 16,62% | 1.038 | 17,34% | 1.064 | 16,46% |



Media 00h-24h
 Diaria 06h-22h
 08h-14h

| | | | | | | | | | | | | | |
|-------|--------|-------|--------|-------|--------|-------|--------|-------|--------|-------|--------|--------------|--------|
| 3.412 | 9,50% | 2.358 | 12,85% | 2.334 | 13,41% | 2.484 | 11,03% | 2.755 | 10,74% | 2.467 | 14,03% | 2.635 | 11,93% |
| 3.170 | 9,15% | 2.197 | 12,15% | 2.195 | 13,08% | 2.214 | 11,74% | 2.616 | 10,86% | 2.244 | 14,39% | 2.439 | 11,90% |
| 1.179 | 11,79% | 861 | 14,17% | 880 | 14,66% | 871 | 15,61% | 1.003 | 14,56% | 917 | 15,70% | 952 | 14,42% |



Coeficientes N
 L
 Coeficiente S

| | | | | | | |
|---------|---------|---------|---------|---------|---------|---------|
| 1,06261 | 1,06596 | 1,05069 | 1,10286 | 1,04529 | 1,08504 | |
| 0,78589 | 1,08518 | 1,09649 | 1,06845 | 0,97696 | 1,07046 | |
| | | | | | | 0,92759 |

Los datos en color negro corresponden al total de vehículos y los datos en color azul corresponden a vehículos pesados (en %)



Castilla-La Mancha

Consejería de Fomento

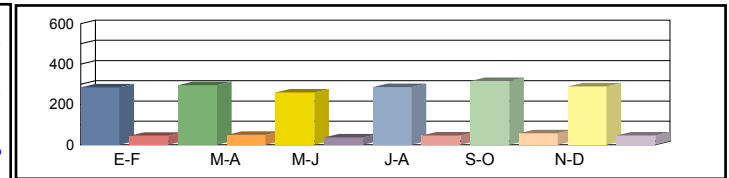
Estación: CU-99d
Carretera: CM-2251 p.k. 2,00 **Provincia:** CUENCA
Ubicación: Manzaneruela - Sta Cruz de Moya
Año: 2023
Tipo: COBERTURA

Dirección General de Carreteras

| Ene-Feb | Mar-Abr | May-Jun | Jul-Ago | Sep-Oct | Nov-Dic | IMD |
|---------|---------|---------|---------|---------|---------|-----|
|---------|---------|---------|---------|---------|---------|-----|

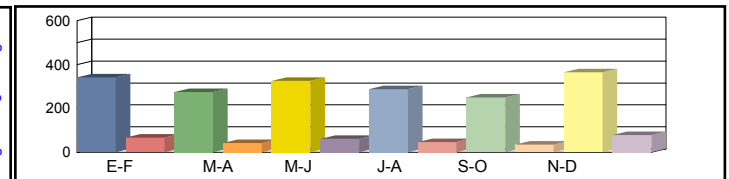
Media 00h-24h
 Domingos 06h-22h
 08h-14h

| | | | | | | |
|-------------------|-------------------|-------------------|-------------------|-------------------|-------------------|-------------------|
| 284 13,78% | 295 14,28% | 259 12,54% | 286 13,88% | 316 15,31% | 289 13,99% | 288 13,96% |
| 227 8,15% | 243 8,73% | 221 7,93% | 242 8,69% | 263 9,45% | 246 8,82% | 240 8,63% |
| 82 4,00% | 106 5,18% | 60 2,94% | 67 3,26% | 75 3,66% | 82 4,00% | 79 3,84% |



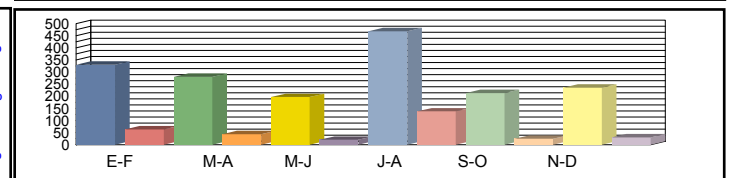
Media 00h-24h
 Sábados 06h-22h
 08h-14h

| | | | | | | |
|-------------------|-------------------|-------------------|-------------------|-------------------|-------------------|-------------------|
| 341 16,51% | 275 13,35% | 325 15,74% | 288 13,94% | 250 12,12% | 365 17,67% | 307 14,89% |
| 300 10,77% | 225 8,06% | 275 9,88% | 254 9,12% | 212 7,60% | 320 11,50% | 264 9,49% |
| 141 6,91% | 87 4,25% | 134 6,59% | 88 4,34% | 103 5,04% | 141 6,89% | 116 5,67% |



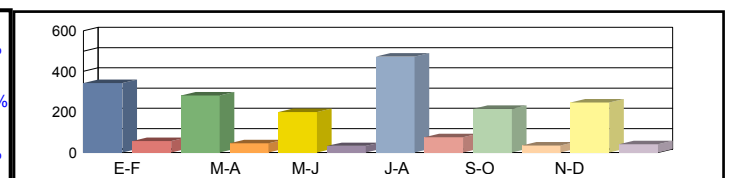
Media 00h-24h
 Laborales 06h-22h
 08h-14h

| | | | | | | |
|-------------------|-------------------|------------------|-------------------|-------------------|-------------------|-------------------|
| 331 16,06% | 280 13,57% | 197 9,56% | 469 22,72% | 214 10,37% | 236 11,41% | 288 13,95% |
| 276 9,90% | 236 8,47% | 169 6,06% | 390 14,01% | 186 6,67% | 198 7,10% | 242 8,70% |
| 119 5,85% | 101 4,95% | 75 3,67% | 174 8,55% | 80 3,91% | 81 3,98% | 105 5,15% |



Media 00h-24h
 Diaria 06h-22h
 08h-14h

| | | | | | | |
|-------------------|-------------------|-------------------|-------------------|-------------------|-------------------|--------------------------|
| 342 14,02% | 281 13,64% | 199 13,73% | 472 13,67% | 215 13,61% | 247 14,22% | 293 13,82% |
| 285 8,76% | 235 8,45% | 171 8,60% | 396 8,60% | 186 8,49% | 209 8,96% | 247 8,64% |
| 122 5,09% | 100 4,88% | 74 4,90% | 162 4,62% | 77 4,78% | 83 5,09% | 103 4,89% |



Coeficientes N
 L
 Coeficiente S

| | | | | | | |
|--|--|--|--|--|--|--|
| | | | | | | |
| | | | | | | |

Los datos en color negro corresponden al total de vehículos y los datos en color azul corresponden a vehículos pesados (en %)



Castilla-La Mancha

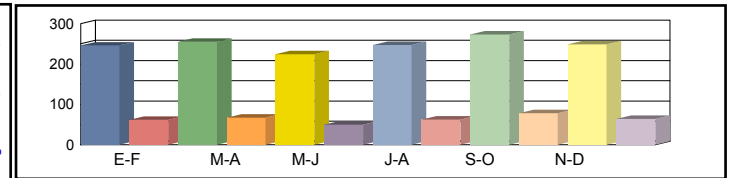
Consejería de Fomento

Estación: CU-99e
Carretera: CM-2251 p.k. 12,50 **Provincia:** CUENCA
Ubicación: Sta. Cruz de Moya - Límite Provincia con Valencia
Año: 2023
Tipo: COBERTURA

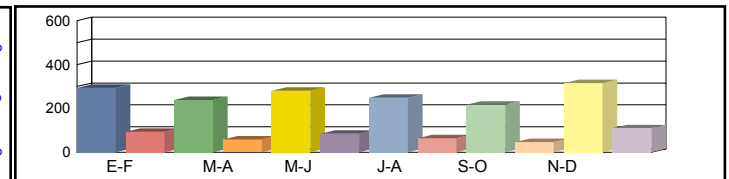
Dirección General de Carreteras

| Ene-Feb | Mar-Abr | May-Jun | Jul-Ago | Sep-Oct | Nov-Dic | IMD |
|---------|---------|---------|---------|---------|---------|-----|
|---------|---------|---------|---------|---------|---------|-----|

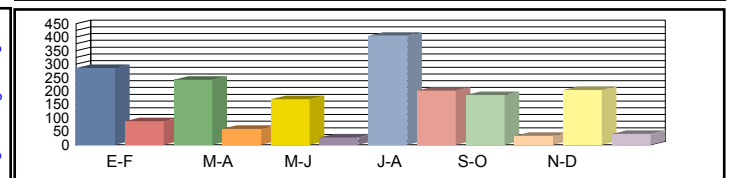
| | | | | | | | | |
|----------------|---------|-------------------|-------------------|-------------------|-------------------|-------------------|-------------------|-------------------|
| Media Domingos | 00h-24h | 246 20,14% | 255 20,87% | 224 18,33% | 247 20,28% | 273 22,38% | 249 20,44% | 249 20,41% |
| | 06h-22h | 177 15,16% | 190 16,23% | 172 14,75% | 189 16,17% | 205 17,57% | 192 16,41% | 188 16,05% |
| | 08h-14h | 55 16,63% | 71 21,56% | 40 12,24% | 45 13,57% | 50 15,20% | 55 16,64% | 53 15,97% |



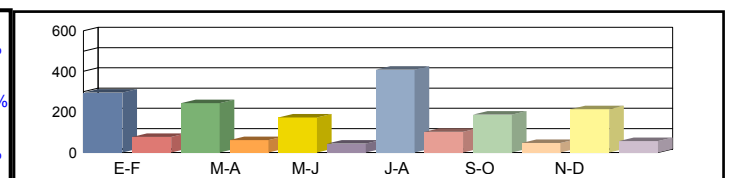
| | | | | | | | | |
|---------------|---------|-------------------|-------------------|-------------------|-------------------|-------------------|-------------------|-------------------|
| Media Sábados | 00h-24h | 294 24,13% | 238 19,51% | 281 23,00% | 249 20,38% | 216 17,72% | 315 25,82% | 266 21,76% |
| | 06h-22h | 234 20,02% | 175 14,99% | 215 18,38% | 198 16,96% | 165 14,13% | 250 21,39% | 206 17,65% |
| | 08h-14h | 95 28,73% | 58 17,67% | 90 27,39% | 60 18,04% | 69 20,97% | 95 28,65% | 78 23,58% |



| | | | | | | | | |
|-----------------|---------|-------------------|-------------------|-------------------|-------------------|-------------------|-------------------|-------------------|
| Media Laborales | 00h-24h | 286 23,48% | 242 19,83% | 170 13,97% | 405 33,20% | 185 15,16% | 204 16,68% | 249 20,39% |
| | 06h-22h | 215 18,42% | 184 15,76% | 132 11,28% | 304 26,05% | 145 12,41% | 154 13,20% | 189 16,19% |
| | 08h-14h | 80 24,33% | 68 20,59% | 50 15,26% | 117 35,56% | 54 16,27% | 55 16,56% | 71 21,43% |



| | | | | | | | | |
|--------------|---------|-------------------|-------------------|-------------------|-------------------|-------------------|-------------------|--------------------------|
| Media Diaria | 00h-24h | 295 20,49% | 243 19,94% | 172 20,07% | 408 19,98% | 186 19,90% | 214 20,78% | 253 20,19% |
| | 06h-22h | 222 16,28% | 184 15,72% | 134 15,99% | 308 15,99% | 145 15,79% | 163 16,66% | 193 16,07% |
| | 08h-14h | 82 21,19% | 67 20,31% | 49 20,37% | 109 19,22% | 52 19,87% | 57 21,18% | 69 20,36% |



| | | | | | | | | |
|--------------|---|--|--|--|--|--|--|--|
| Coeficientes | N | | | | | | | |
| | L | | | | | | | |
| Coeficiente | S | | | | | | | |

Los datos en color negro corresponden al total de vehículos y los datos en color azul corresponden a vehículos pesados (en %)



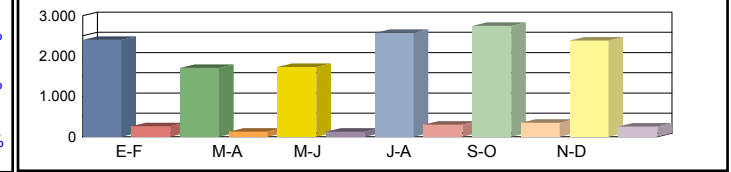
Castilla-La Mancha

Consejería de Fomento

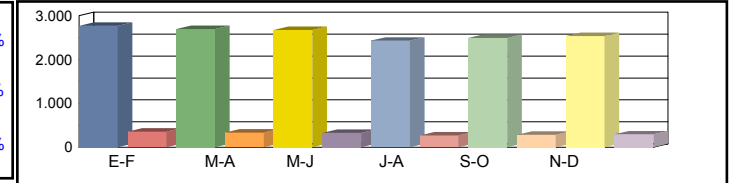
Estación: CU-99f
Carretera: CM-220 p.k. 61,00 **Provincia:** CUENCA
Ubicación: Villanueva de la Jara - El Peral
Año: 2023
Tipo: COBERTURA

Dirección General de Carreteras

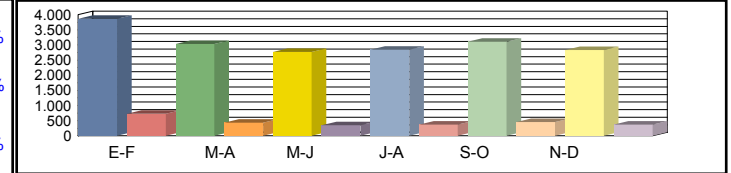
| | Ene-Feb | Mar-Abr | May-Jun | Jul-Ago | Sep-Oct | Nov-Dic | IMD |
|--|---------|---------|---------|---------|---------|---------|-----|
|--|---------|---------|---------|---------|---------|---------|-----|



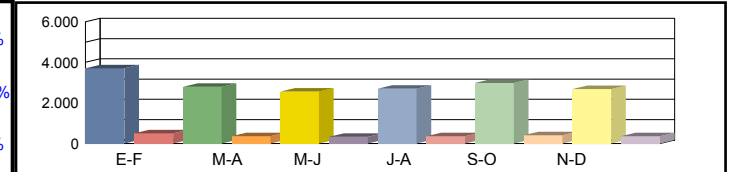
| | | | | | | | | | | | | | | |
|------------------|-------|-------|-------|-------|-------|-------|-------|--------|-------|--------|-------|-------|-------|-------|
| Media 00h-24h | 2.402 | 9,85% | 1.709 | 7,01% | 1.730 | 7,09% | 2.572 | 10,55% | 2.748 | 11,27% | 2.384 | 9,78% | 2.258 | 9,26% |
| Domingos 06h-22h | 2.206 | 8,93% | 1.597 | 6,46% | 1.647 | 6,67% | 2.340 | 9,47% | 2.669 | 10,81% | 2.230 | 9,03% | 2.115 | 8,56% |
| 08h-14h | 616 | 4,69% | 642 | 4,89% | 598 | 4,55% | 1.253 | 9,54% | 697 | 5,31% | 611 | 4,65% | 736 | 5,61% |



| | | | | | | | | | | | | | | |
|-----------------|-------|--------|-------|--------|-------|--------|-------|-------|-------|--------|-------|--------|-------|--------|
| Media 00h-24h | 2.766 | 11,34% | 2.694 | 11,05% | 2.673 | 10,96% | 2.430 | 9,96% | 2.489 | 10,21% | 2.534 | 10,39% | 2.598 | 10,65% |
| Sábados 06h-22h | 2.661 | 10,77% | 2.603 | 10,54% | 2.473 | 10,01% | 2.297 | 9,30% | 2.346 | 9,50% | 2.382 | 9,64% | 2.460 | 9,96% |
| 08h-14h | 901 | 6,86% | 1.096 | 8,35% | 1.196 | 9,11% | 999 | 7,61% | 1.011 | 7,70% | 1.065 | 8,11% | 1.045 | 7,96% |



| | | | | | | | | | | | | | | |
|-----------------|-------|--------|-------|--------|-------|--------|-------|--------|-------|--------|-------|--------|-------|--------|
| Media 00h-24h | 3.863 | 15,84% | 3.036 | 12,45% | 2.769 | 11,35% | 2.842 | 11,65% | 3.108 | 12,74% | 2.836 | 11,63% | 3.076 | 12,61% |
| Sábados 06h-22h | 3.809 | 15,42% | 2.978 | 12,06% | 2.761 | 11,18% | 2.699 | 10,93% | 3.115 | 12,61% | 2.738 | 11,09% | 3.017 | 12,21% |
| 08h-14h | 1.604 | 12,21% | 1.250 | 9,52% | 1.151 | 8,77% | 1.064 | 8,11% | 1.329 | 10,12% | 1.219 | 9,29% | 1.270 | 9,67% |



| | | | | | | | | | | | | | | |
|-----------------|-------|--------|-------|--------|-------|--------|-------|--------|-------|--------|-------|--------|-------|--------|
| Media 00h-24h | 3.699 | 11,92% | 2.797 | 11,47% | 2.552 | 11,47% | 2.699 | 11,82% | 2.986 | 11,96% | 2.682 | 11,77% | 2.902 | 11,74% |
| Sábados 06h-22h | 3.610 | 11,43% | 2.727 | 11,04% | 2.518 | 10,99% | 2.528 | 11,29% | 2.974 | 11,51% | 2.561 | 11,28% | 2.820 | 11,26% |
| 08h-14h | 1.424 | 8,45% | 1.141 | 8,69% | 1.058 | 8,75% | 1.034 | 9,25% | 1.209 | 8,66% | 1.104 | 8,62% | 1.162 | 8,74% |

| | | | | | | | | | | | | | | |
|--------------|---|--|--|--|--|--|--|--|--|--|--|--|--|--|
| Coeficientes | N | | | | | | | | | | | | | |
| | L | | | | | | | | | | | | | |
| Coeficiente | S | | | | | | | | | | | | | |

Los datos en color negro corresponden al total de vehículos y los datos en color azul corresponden a vehículos pesados (en %)