



Castilla-La Mancha

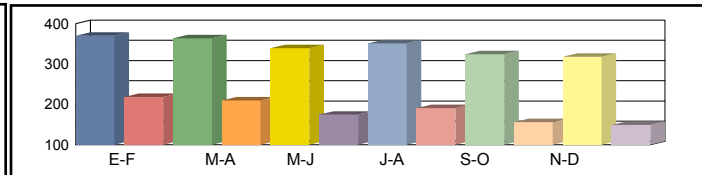
Consejería de Fomento

Estación: CR-100
Carretera: CM-4017 p.k. 47,00 **Provincia:** CIUDAD REAL
Ubicación: Marjaliza - Int. CM-403 (El Molinillo)
Año: 2023
Tipo: COBERTURA

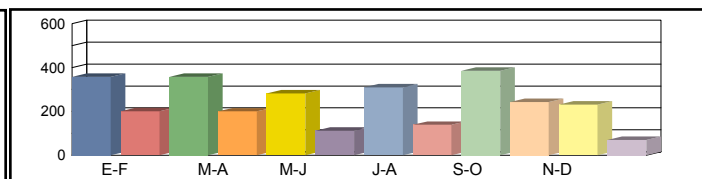
Dirección General de Carreteras

	Ene-Feb	Mar-Abr	May-Jun	Jul-Ago	Sep-Oct	Nov-Dic	IMD
--	---------	---------	---------	---------	---------	---------	-----

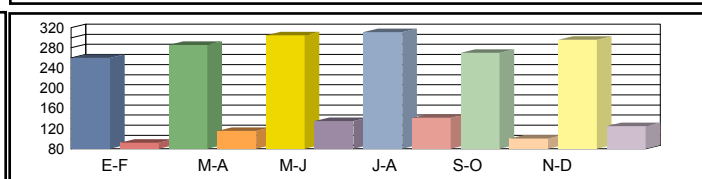
Media Domingos	00h-24h	370 37,16%	364 36,56%	339 34,04%	351 35,21%	324 32,59%	318 31,93%	344 34,58%
	06h-22h	300 32,36%	286 30,78%	257 27,72%	269 29,00%	264 28,42%	242 26,10%	270 29,06%
	08h-14h	35 9,24%	72 18,73%	62 16,07%	73 18,98%	32 8,42%	50 13,02%	54 14,07%



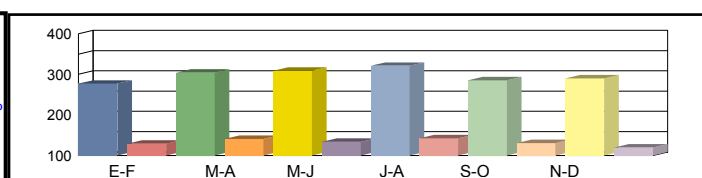
Media Sábados	00h-24h	358 35,96%	357 35,88%	282 28,31%	309 30,99%	385 38,69%	231 23,19%	320 32,17%
	06h-22h	293 31,56%	277 29,89%	218 23,52%	242 26,13%	312 33,65%	178 19,19%	253 27,32%
	08h-14h	95 24,61%	71 18,45%	64 16,77%	75 19,53%	98 25,52%	62 16,16%	78 20,17%



Media Laborales	00h-24h	260 26,14%	286 28,74%	305 30,67%	311 31,22%	270 27,08%	296 29,73%	288 28,93%
	06h-22h	184 19,80%	230 24,73%	250 26,94%	244 26,33%	193 20,77%	230 24,78%	222 23,89%
	08h-14h	54 14,08%	73 19,12%	68 17,74%	63 16,43%	58 14,97%	65 16,92%	64 16,54%



Media Diaria	00h-24h	277 31,68%	304 31,59%	309 30,14%	321 30,69%	285 31,42%	290 29,11%	298 30,77%
	06h-22h	199 26,83%	245 26,37%	252 25,02%	252 25,58%	207 26,57%	224 24,17%	230 25,76%
	08h-14h	54 16,92%	75 17,40%	67 16,78%	65 17,59%	58 16,94%	62 16,26%	64 16,98%



Coeficientes	N							
	L							
Coeficiente	S							

Los datos en color negro corresponden al total de vehículos y los datos en color azul corresponden a vehículos pesados (en %)



Castilla-La Mancha

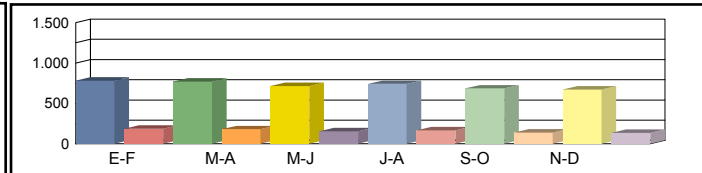
Consejería de Fomento

Estación: CR-101
Carretera: CM-403 p.k. 33,00 **Provincia:** CIUDAD REAL
Ubicación: Int. CM-4017 - Embalse Torre de Abraham
Año: 2023
Tipo: COBERTURA

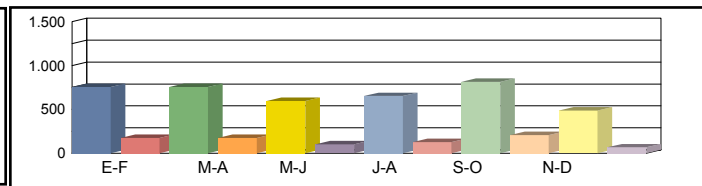
Dirección General de Carreteras

Ene-Feb	Mar-Abr	May-Jun	Jul-Ago	Sep-Oct	Nov-Dic	IMD
---------	---------	---------	---------	---------	---------	-----

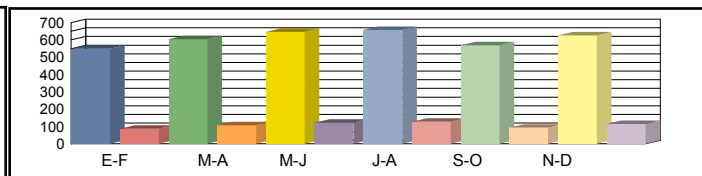
Media Domingos	00h-24h	782 19,37%	770 19,06%	717 17,74%	741 18,35%	686 16,98%	672 16,64%	728 18,02%
	06h-22h	739 17,99%	703 17,12%	633 15,41%	662 16,12%	649 15,80%	596 14,52%	664 16,16%
	08h-14h	135 5,97%	273 12,10%	234 10,38%	277 12,26%	123 5,44%	190 8,41%	205 9,09%



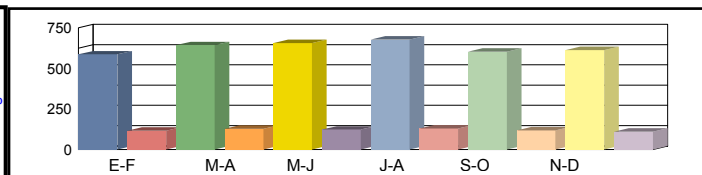
Media Sábados	00h-24h	757 18,74%	756 18,70%	596 14,76%	652 16,15%	815 20,16%	488 12,09%	677 16,77%
	06h-22h	721 17,55%	683 16,62%	537 13,08%	597 14,53%	769 18,71%	438 10,67%	624 15,19%
	08h-14h	359 15,89%	269 11,92%	245 10,83%	285 12,62%	373 16,49%	236 10,44%	294 13,03%



Media Laborales	00h-24h	550 13,62%	605 14,98%	646 15,98%	657 16,27%	570 14,11%	626 15,50%	609 15,08%
	06h-22h	452 11,01%	565 13,75%	615 14,98%	601 14,64%	474 11,55%	566 13,78%	546 13,29%
	08h-14h	205 9,09%	279 12,35%	259 11,46%	240 10,62%	218 9,67%	247 10,93%	241 10,69%



Media Diaria	00h-24h	586 16,51%	643 16,46%	655 15,71%	678 16,00%	602 16,37%	613 15,17%	630 16,04%
	06h-22h	489 14,92%	601 14,66%	621 13,91%	620 14,22%	508 14,77%	552 13,44%	565 14,32%
	08h-14h	205 10,93%	287 11,24%	257 10,84%	249 11,36%	218 10,94%	237 10,50%	242 10,97%



Coeficientes	N							
	L							
Coeficiente	S							

Los datos en color negro corresponden al total de vehículos y los datos en color azul corresponden a vehículos pesados (en %)



Castilla-La Mancha

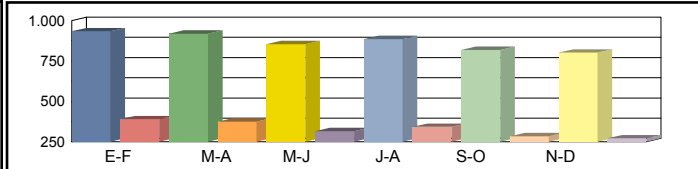
Consejería de Fomento

Estación: CR-101a
Carretera: CM-403 p.k. 30,50 **Provincia:** CIUDAD REAL
Ubicación: Límite Provincia con Toledo - Int. CM-4017
Año: 2023
Tipo: COBERTURA

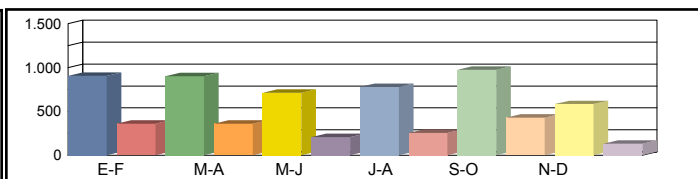
Dirección General de Carreteras

	Ene-Feb	Mar-Abr	May-Jun	Jul-Ago	Sep-Oct	Nov-Dic	IMD
--	---------	---------	---------	---------	---------	---------	-----

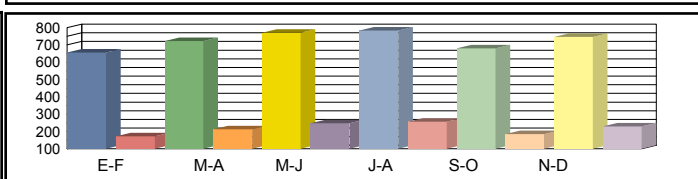
Media Domingos	00h-24h	934 29,45%	919 28,98%	855 26,97%	885 27,91%	819 25,82%	802 25,30%	869 27,41%
	06h-22h	885 30,81%	842 29,31%	758 26,39%	793 27,61%	777 27,06%	714 24,86%	795 27,67%
	08h-14h	183 16,57%	372 33,59%	319 28,82%	377 34,05%	167 15,10%	258 23,35%	279 25,25%



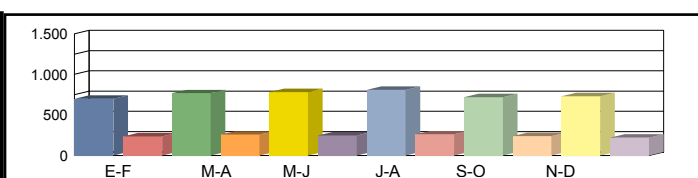
Media Sábados	00h-24h	904 28,50%	902 28,44%	711 22,44%	779 24,56%	972 30,66%	583 18,38%	808 25,49%
	06h-22h	863 30,05%	818 28,46%	644 22,40%	715 24,88%	921 32,04%	525 18,28%	748 26,02%
	08h-14h	489 44,14%	366 33,09%	333 30,08%	388 35,04%	507 45,78%	321 28,98%	401 36,19%



Media Laborales	00h-24h	657 20,71%	722 22,77%	771 24,31%	784 24,74%	680 21,46%	747 23,56%	727 22,93%
	06h-22h	542 18,85%	677 23,55%	737 25,66%	720 25,07%	568 19,78%	678 23,60%	654 22,75%
	08h-14h	279 25,25%	380 34,30%	352 31,82%	326 29,48%	297 26,85%	336 30,36%	328 29,68%



Media Diaria	00h-24h	700 25,11%	767 25,03%	782 23,89%	809 24,32%	719 24,90%	731 23,07%	751 24,39%
	06h-22h	587 25,55%	720 25,11%	744 23,83%	743 24,35%	609 25,30%	661 23,02%	677 24,53%
	08h-14h	279 30,36%	391 31,21%	349 30,10%	339 31,55%	297 30,38%	323 29,16%	330 30,46%



Coeficientes	N						
	L						
Coeficiente	S						

Los datos en color negro corresponden al total de vehículos y los datos en color azul corresponden a vehículos pesados (en %)



Castilla-La Mancha

Consejería de Fomento

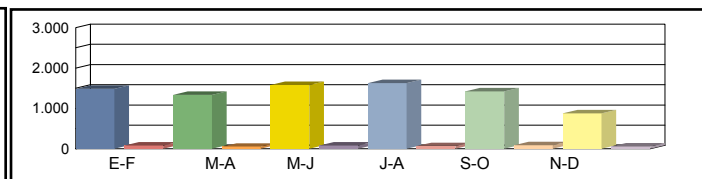
Estación: CR-104
Carretera: CM-403 p.k. 51,29 **Provincia:** CIUDAD REAL
Ubicación: Embalse Torre de Abraham - Int. CM-4106
Año: 2023
Tipo: PRIMARIA

Dirección General de Carreteras

Ene-Feb	Mar-Abr	May-Jun	Jul-Ago	Sep-Oct	Nov-Dic	IMD
---------	---------	---------	---------	---------	---------	-----

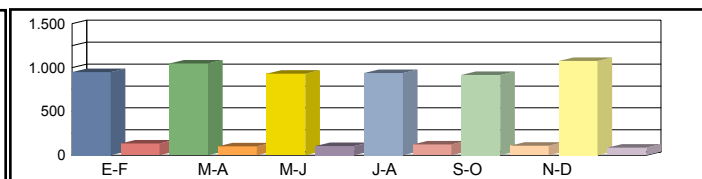
Media 00h-24h
 Domingos 06h-22h
 08h-14h

1.486 5,32%	1.336 3,97%	1.579 5,13%	1.630 4,17%	1.426 5,96%	876 6,39%	1.389 5,16%
1.356 4,50%	1.265 2,85%	1.379 5,00%	1.577 3,93%	1.316 4,79%	801 5,24%	1.282 4,39%
383 6,27%	360 3,06%	418 5,98%	517 3,29%	325 8,31%	298 6,38%	384 5,55%



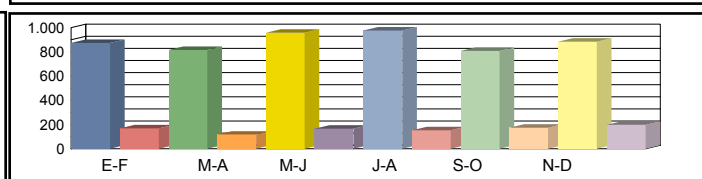
Media 00h-24h
 Sábados 06h-22h
 08h-14h

948 12,34%	1.047 8,79%	930 10,22%	936 11,54%	917 10,69%	1.076 7,43%	976 10,17%
868 11,75%	964 7,68%	831 9,87%	867 10,84%	847 9,45%	1.021 7,25%	900 9,47%
385 8,83%	420 5,00%	407 12,04%	406 13,55%	337 8,01%	462 6,93%	403 9,06%



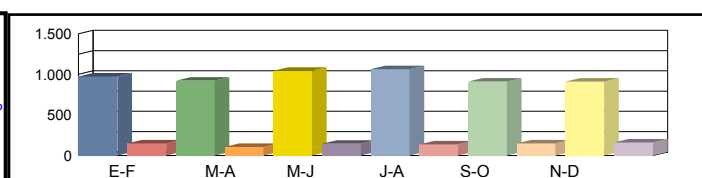
Media 00h-24h
 Laborales 06h-22h
 08h-14h

874 16,13%	817 12,61%	959 14,81%	977 13,61%	809 17,68%	884 18,33%	887 15,53%
779 13,86%	749 10,81%	871 13,78%	912 12,83%	719 15,16%	830 18,55%	810 14,17%
333 11,41%	312 13,78%	332 13,86%	369 15,45%	301 11,96%	355 19,15%	334 14,27%



Media 00h-24h
 Diaria 06h-22h
 08h-14h

972 13,27%	924 10,17%	1.044 12,16%	1.064 11,28%	912 14,04%	910 14,84%	971 12,63%
875 11,54%	853 8,56%	938 11,41%	1.001 10,59%	823 12,03%	852 14,79%	890 11,49%
347 10,09%	334 10,48%	354 12,15%	395 12,91%	309 10,68%	362 15,47%	350 11,96%



Coeficientes N
 L
 Coeficiente S

1,12195	1,09079	1,10103	1,07127	1,12517	1,06506	
1,01487	1,08568	0,92492	0,90788	1,09642	1,00339	
						1,09518

Los datos en color negro corresponden al total de vehículos y los datos en color azul corresponden a vehículos pesados (en %)



Castilla-La Mancha

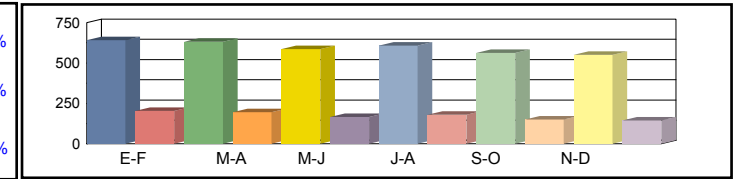
Consejería de Fomento

Estación: CR-106
Carretera: CM-4106 p.k. 46,00 **Provincia:** CIUDAD REAL
Ubicación: Anchuras - Horcajo de los Montes
Año: 2023
Tipo: COBERTURA

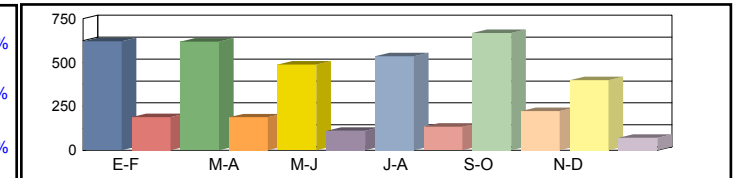
Dirección General de Carreteras

	Ene-Feb	Mar-Abr	May-Jun	Jul-Ago	Sep-Oct	Nov-Dic	IMD
--	---------	---------	---------	---------	---------	---------	-----

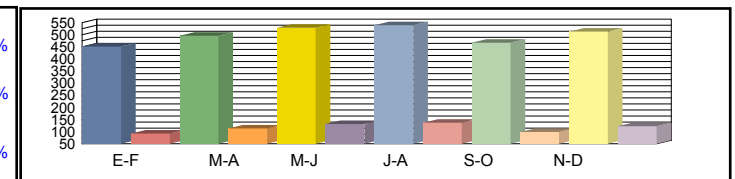
Media Domingos	00h-24h	641 24,12%	631 23,73%	587 22,09%	608 22,86%	562 21,15%	551 20,72%	597 22,45%
	06h-22h	580 17,65%	551 16,78%	497 15,11%	520 15,81%	509 15,50%	468 14,23%	521 15,85%
	08h-14h	115 6,21%	233 12,59%	200 10,80%	237 12,76%	105 5,66%	162 8,75%	175 9,46%



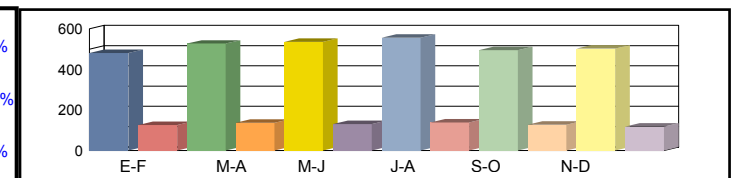
Media Sábados	00h-24h	621 23,34%	619 23,29%	489 18,38%	535 20,11%	668 25,11%	400 15,05%	555 20,88%
	06h-22h	565 17,21%	535 16,30%	421 12,83%	468 14,25%	603 18,35%	344 10,47%	489 14,90%
	08h-14h	307 16,54%	230 12,40%	209 11,27%	244 13,13%	318 17,15%	201 10,86%	252 13,56%



Media Laborales	00h-24h	451 16,97%	496 18,65%	529 19,91%	539 20,27%	467 17,58%	513 19,30%	499 18,78%
	06h-22h	355 10,79%	443 13,49%	483 14,69%	472 14,35%	372 11,33%	444 13,51%	428 13,03%
	08h-14h	175 9,46%	238 12,85%	221 11,92%	205 11,05%	187 10,06%	211 11,37%	206 11,12%



Media Diaria	00h-24h	481 20,57%	527 20,50%	536 19,57%	556 19,92%	494 20,39%	502 18,90%	516 19,97%
	06h-22h	384 14,63%	471 14,38%	488 13,64%	487 13,95%	399 14,49%	433 13,18%	444 14,04%
	08h-14h	175 11,37%	245 11,69%	219 11,28%	213 11,82%	187 11,38%	203 10,93%	207 11,41%



Coeficientes	N						
	L						
Coeficiente	S						

Los datos en color negro corresponden al total de vehículos y los datos en color azul corresponden a vehículos pesados (en %)



Castilla-La Mancha

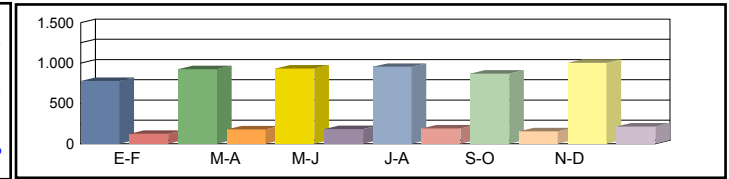
Consejería de Fomento

Estación: CR-108
Carretera: CM-4106 p.k. 84,00 **Provincia:** CIUDAD REAL
Ubicación: Alcoba de los Montes - El Robledo
Año: 2023
Tipo: COBERTURA

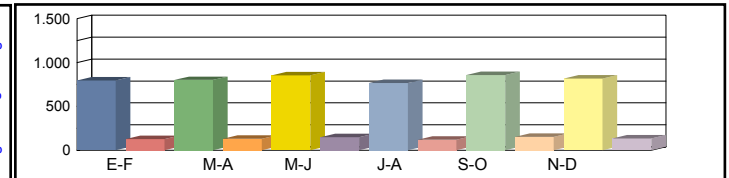
Dirección General de Carreteras

	Ene-Feb	Mar-Abr	May-Jun	Jul-Ago	Sep-Oct	Nov-Dic	IMD
--	---------	---------	---------	---------	---------	---------	-----

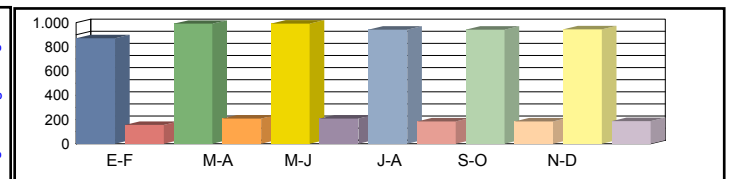
Media	00h-24h	780 13,63%	924 16,15%	934 16,32%	954 16,67%	870 15,20%	1.005 17,56%	911 15,92%
Domingos	06h-22h	631 9,38%	805 11,97%	835 12,42%	712 10,60%	744 11,07%	882 13,12%	768 11,43%
	08h-14h	271 4,05%	393 5,88%	358 5,35%	318 4,76%	424 6,34%	437 6,52%	367 5,48%



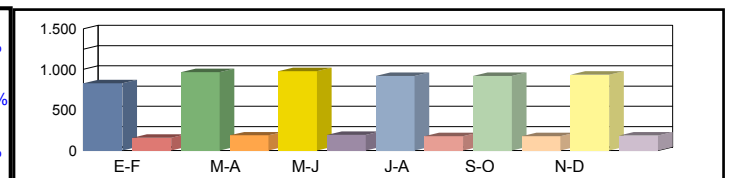
Media	00h-24h	794 13,88%	801 14,00%	855 14,93%	766 13,38%	857 14,98%	817 14,27%	815 14,24%
Sábados	06h-22h	690 10,27%	690 10,26%	737 10,96%	656 9,76%	723 10,76%	691 10,28%	698 10,38%
	08h-14h	427 6,38%	422 6,30%	420 6,27%	408 6,10%	458 6,85%	413 6,17%	425 6,34%



Media	00h-24h	871 15,22%	991 17,31%	992 17,33%	943 16,46%	942 16,46%	945 16,51%	947 16,55%
Laborales	06h-22h	791 11,77%	901 13,40%	908 13,51%	809 12,04%	856 12,73%	852 12,68%	853 12,69%
	08h-14h	472 7,05%	538 8,04%	542 8,10%	417 6,24%	471 7,04%	484 7,23%	487 7,28%



Media	00h-24h	829 15,72%	966 16,10%	977 16,26%	919 16,09%	919 16,10%	935 16,34%	924 16,10%
Diaria	06h-22h	740 11,86%	869 12,23%	888 12,39%	763 11,96%	822 12,17%	833 12,40%	819 12,17%
	08h-14h	434 6,66%	514 6,90%	512 6,83%	387 6,72%	459 7,05%	467 6,98%	462 6,85%



Coeficientes	N							
	L							
Coeficiente	S							

Los datos en color negro corresponden al total de vehículos y los datos en color azul corresponden a vehículos pesados (en %)



Castilla-La Mancha

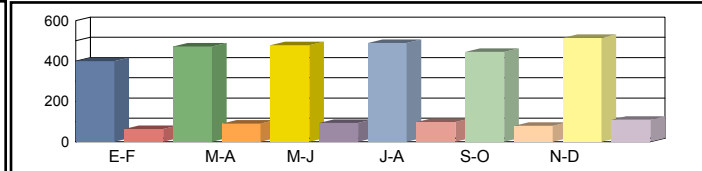
Consejería de Fomento

Estación: CR-108a
Carretera: CM-4106 p.k. 66,00 **Provincia:** CIUDAD REAL
Ubicación: Horcajo de los Montes - Alcoba de los Montes
Año: 2023
Tipo: COBERTURA

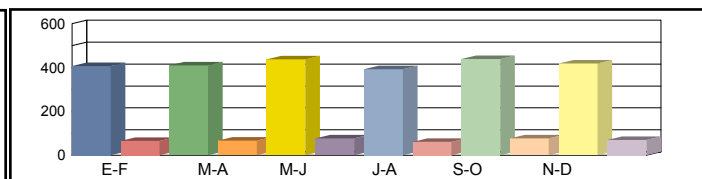
Dirección General de Carreteras

	Ene-Feb	Mar-Abr	May-Jun	Jul-Ago	Sep-Oct	Nov-Dic	IMD
--	---------	---------	---------	---------	---------	---------	-----

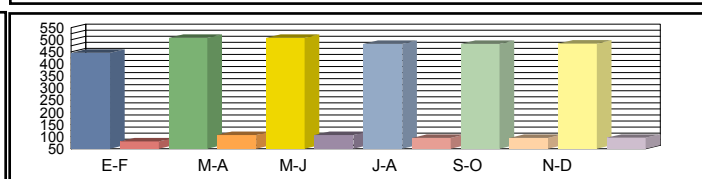
Media Domingos	00h-24h	400 13,65%	473 16,17%	479 16,34%	489 16,69%	446 15,22%	515 17,59%	467 15,94%
	06h-22h	309 9,56%	395 12,20%	410 12,66%	350 10,80%	365 11,28%	433 13,37%	377 11,65%
	08h-14h	118 6,40%	171 9,29%	155 8,46%	138 7,52%	184 10,02%	189 10,31%	159 8,66%



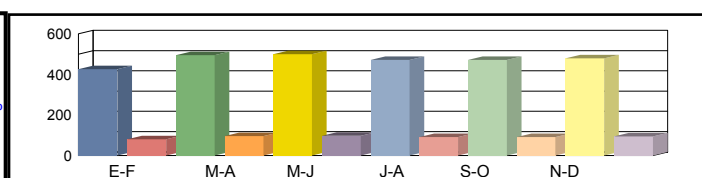
Media Sábados	00h-24h	407 13,90%	410 14,02%	438 14,95%	392 13,40%	439 14,99%	418 14,29%	417 14,26%
	06h-22h	339 10,47%	338 10,46%	361 11,17%	322 9,94%	355 10,96%	339 10,48%	342 10,58%
	08h-14h	185 10,08%	183 9,95%	182 9,91%	177 9,64%	199 10,82%	179 9,75%	184 10,03%



Media Laborales	00h-24h	446 15,24%	508 17,34%	508 17,35%	483 16,49%	483 16,48%	484 16,53%	485 16,57%
	06h-22h	388 11,99%	442 13,66%	445 13,77%	397 12,27%	420 12,97%	418 12,92%	418 12,93%
	08h-14h	205 11,14%	234 12,71%	235 12,80%	181 9,86%	205 11,13%	210 11,43%	212 11,51%



Media Diaria	00h-24h	425 15,74%	495 16,12%	500 16,28%	471 16,11%	471 16,12%	479 16,36%	474 16,12%
	06h-22h	363 12,09%	426 12,47%	435 12,63%	375 12,19%	403 12,41%	409 12,63%	402 12,40%
	08h-14h	189 10,52%	223 10,91%	222 10,79%	168 10,61%	200 11,14%	203 11,03%	201 10,83%



Coeficientes	N						
	L						
Coeficiente	S						

Los datos en color negro corresponden al total de vehículos y los datos en color azul corresponden a vehículos pesados (en %)



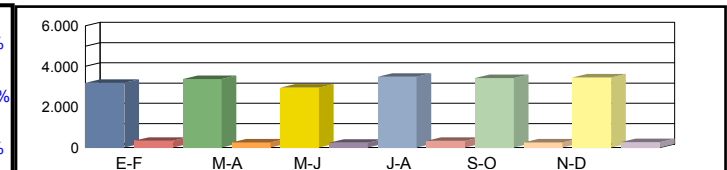
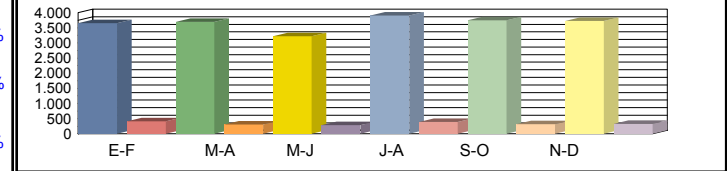
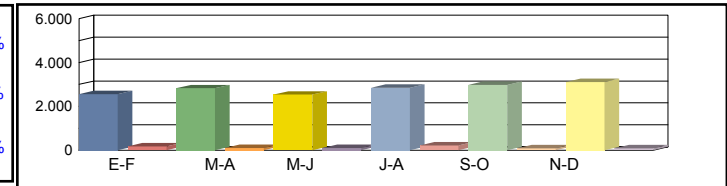
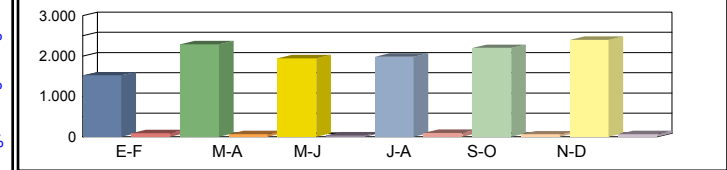
Castilla-La Mancha

Consejería de Fomento

Estación: CR-10a
Carretera: CM-310 p.k. 3,98 **Provincia:** CIUDAD REAL
Ubicación: Alcázar de San Juan - Int. CM-3105
Año: 2023
Tipo: PRIMARIA

Dirección General de Carreteras

	Ene-Feb	Mar-Abr	May-Jun	Jul-Ago	Sep-Oct	Nov-Dic	IMD
--	---------	---------	---------	---------	---------	---------	-----



Media 00h-24h	1.522 5,72%	2.294 2,88%	1.943 1,65%	1.983 4,79%	2.200 2,77%	2.398 2,71%	2.057 3,42%
Media 08h-14h	466 4,94%	438 3,88%	566 2,83%	467 5,57%	512 3,71%	612 3,43%	510 4,06%

Media 00h-24h	2.556 6,38%	2.826 3,26%	2.535 3,87%	2.842 7,32%	2.974 2,69%	3.104 2,58%	2.806 4,35%
Media 08h-14h	946 6,13%	1.042 3,65%	1.001 4,70%	1.251 8,07%	989 3,03%	987 2,63%	1.036 4,70%

Media 00h-24h	3.653 10,18%	3.692 7,72%	3.225 8,28%	3.904 9,20%	3.747 7,95%	3.726 8,19%	3.658 8,59%
Media 08h-14h	1.496 11,30%	1.587 8,38%	1.210 10,50%	1.492 10,32%	1.574 8,77%	1.548 9,24%	1.484 9,75%

Media 00h-24h	3.191 9,43%	3.368 6,71%	2.944 7,13%	3.478 8,63%	3.415 6,82%	3.448 6,93%	3.307 7,61%
Media 08h-14h	1.270 10,39%	1.345 7,66%	1.088 9,19%	1.311 9,76%	1.339 7,92%	1.334 8,17%	1.281 8,85%

Coeficientes N	1,10163	1,06613	1,07860	1,07726	1,05105	1,05106	
Coeficientes L	1,00137	0,99079	1,13426	0,93699	0,97625	0,98175	

Coeficiente S							0,90420
---------------	--	--	--	--	--	--	---------

Los datos en color negro corresponden al total de vehículos y los datos en color azul corresponden a vehículos pesados (en %)



Castilla-La Mancha

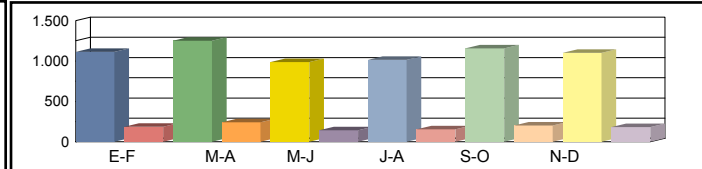
Consejería de Fomento

Estación: cr-10b
Carretera: CM-4133 p.k. 41,50 **Provincia:** CIUDAD REAL
Ubicación: Alcazar de San Juan - Enlace CM-42
Año: 2023
Tipo: COBERTURA

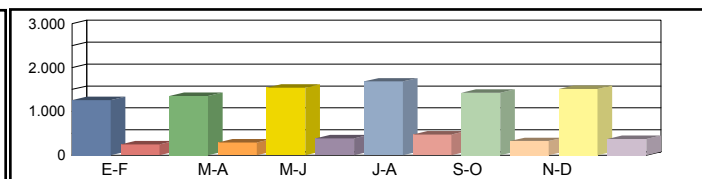
Dirección General de Carreteras

Ene-Feb	Mar-Abr	May-Jun	Jul-Ago	Sep-Oct	Nov-Dic	IMD
---------	---------	---------	---------	---------	---------	-----

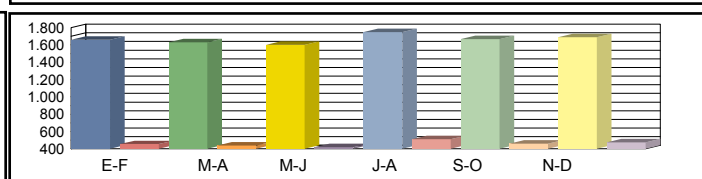
Media Domingos	00h-24h	1.115 14,46%	1.250 16,21%	988 12,81%	1.017 13,19%	1.158 15,02%	1.103 14,31%	1.105 14,33%
	06h-22h	1.024 13,87%	1.138 15,42%	876 11,86%	830 11,25%	972 13,17%	924 12,52%	961 13,02%
	08h-14h	387 15,67%	512 20,75%	323 13,10%	291 11,80%	332 13,44%	336 13,62%	364 14,73%



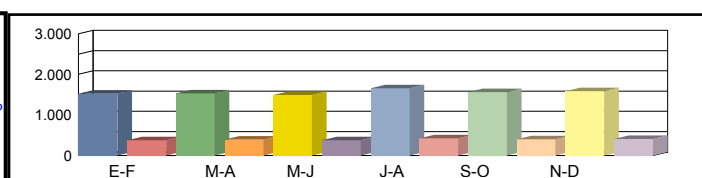
Media Sábados	00h-24h	1.259 16,33%	1.353 17,56%	1.539 19,96%	1.682 21,81%	1.425 18,48%	1.512 19,61%	1.462 18,96%
	06h-22h	1.122 15,20%	1.203 16,30%	1.207 16,36%	1.506 20,41%	1.264 17,12%	1.350 18,29%	1.275 17,28%
	08h-14h	475 19,24%	585 23,70%	510 20,67%	675 27,36%	572 23,18%	495 20,06%	552 22,37%



Media Laborales	00h-24h	1.659 21,51%	1.630 21,14%	1.600 20,75%	1.748 22,68%	1.666 21,61%	1.690 21,92%	1.666 21,60%
	06h-22h	1.577 21,37%	1.561 21,15%	1.529 20,72%	1.623 21,99%	1.584 21,46%	1.620 21,95%	1.582 21,44%
	08h-14h	716 29,01%	657 26,61%	614 24,88%	718 29,11%	683 27,67%	721 29,23%	685 27,75%



Media Diaria	00h-24h	1.523 19,83%	1.528 20,26%	1.490 20,12%	1.653 20,43%	1.559 20,22%	1.586 20,28%	1.556 20,19%
	06h-22h	1.432 19,49%	1.445 19,86%	1.379 19,36%	1.501 19,85%	1.451 19,66%	1.489 19,73%	1.450 19,66%
	08h-14h	640 24,75%	620 26,12%	546 24,59%	658 25,36%	617 25,00%	640 24,58%	620 25,07%



Coeficientes	N							
	L							
Coeficiente	S							

Los datos en color negro corresponden al total de vehículos y los datos en color azul corresponden a vehículos pesados (en %)



Castilla-La Mancha

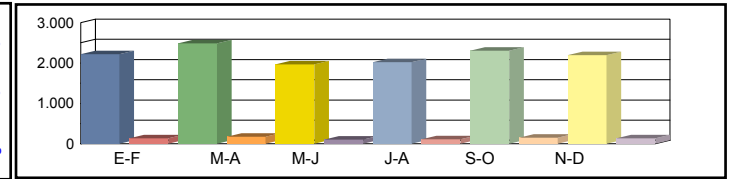
Consejería de Fomento

Estación: CR-10d
Carretera: CM-4133 p.k. 32,00 **Provincia:** CIUDAD REAL
Ubicación: Límite Provincia con Toledo - Alcázar de San Juan
Año: 2023
Tipo: COBERTURA

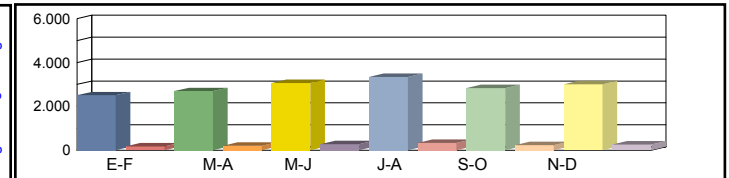
Dirección General de Carreteras

Ene-Feb	Mar-Abr	May-Jun	Jul-Ago	Sep-Oct	Nov-Dic	IMD
---------	---------	---------	---------	---------	---------	-----

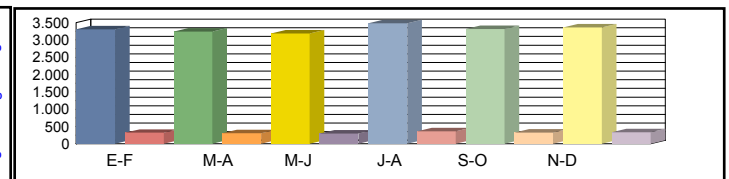
Media	00h-24h	2.220 5,95%	2.489 6,67%	1.967 5,27%	2.025 5,43%	2.305 6,18%	2.196 5,89%	2.200 5,90%
Domingos	06h-22h	1.945 5,45%	2.163 6,06%	1.664 4,66%	1.577 4,42%	1.847 5,18%	1.756 4,92%	1.825 5,12%
	08h-14h	743 5,69%	985 7,54%	622 4,76%	560 4,29%	638 4,88%	646 4,95%	699 5,35%



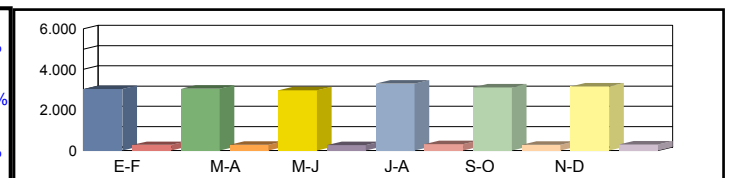
Media	00h-24h	2.507 6,72%	2.695 7,23%	3.064 8,22%	3.348 8,98%	2.837 7,61%	3.010 8,07%	2.910 7,80%
Sábados	06h-22h	2.132 5,98%	2.286 6,41%	2.294 6,43%	2.862 8,02%	2.401 6,73%	2.564 7,19%	2.423 6,79%
	08h-14h	913 6,99%	1.124 8,61%	981 7,51%	1.298 9,94%	1.100 8,42%	952 7,29%	1.061 8,13%



Media	00h-24h	3.303 8,85%	3.245 8,70%	3.186 8,54%	3.481 9,33%	3.317 8,89%	3.365 9,02%	3.316 8,89%
Laborales	06h-22h	2.997 8,40%	2.966 8,31%	2.905 8,14%	3.083 8,64%	3.010 8,44%	3.078 8,63%	3.006 8,43%
	08h-14h	1.376 10,54%	1.262 9,67%	1.180 9,04%	1.381 10,57%	1.313 10,05%	1.387 10,62%	1.316 10,08%



Media	00h-24h	3.032 8,16%	3.042 8,34%	2.966 8,28%	3.292 8,41%	3.104 8,32%	3.158 8,35%	3.099 8,31%
Diaria	06h-22h	2.721 7,66%	2.745 7,81%	2.621 7,61%	2.852 7,81%	2.757 7,73%	2.830 7,76%	2.754 7,73%
	08h-14h	1.231 8,99%	1.191 9,49%	1.049 8,93%	1.266 9,21%	1.186 9,08%	1.232 8,93%	1.192 9,11%



Coeficientes	N							
	L							
Coeficiente	S							

Los datos en color negro corresponden al total de vehículos y los datos en color azul corresponden a vehículos pesados (en %)



Castilla-La Mancha

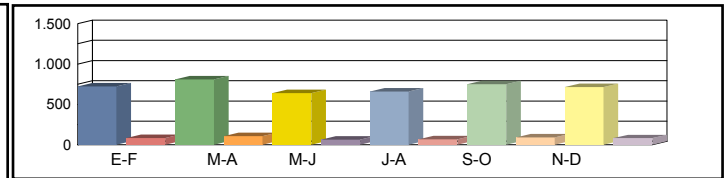
Consejería de Fomento

Estación: CR-10e
Carretera: CM-3012 p.k. 5,00 **Provincia:** CIUDAD REAL
Ubicación: Alcázar de San Juan - Quero
Año: 2023
Tipo: COBERTURA

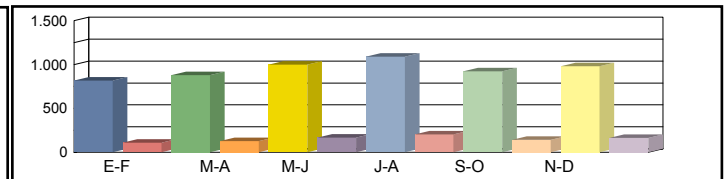
Dirección General de Carreteras

Ene-Feb	Mar-Abr	May-Jun	Jul-Ago	Sep-Oct	Nov-Dic	IMD
---------	---------	---------	---------	---------	---------	-----

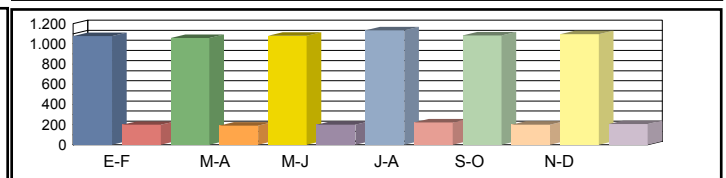
Media Domingos	00h-24h	723 10,46%	811 11,73%	641 9,27%	660 9,54%	751 10,86%	716 10,35%	717 10,37%
	06h-22h	635 8,95%	706 9,95%	543 7,65%	515 7,26%	603 8,50%	573 8,08%	596 8,40%
	08h-14h	216 7,26%	286 9,62%	181 6,07%	163 5,47%	185 6,23%	188 6,31%	203 6,83%



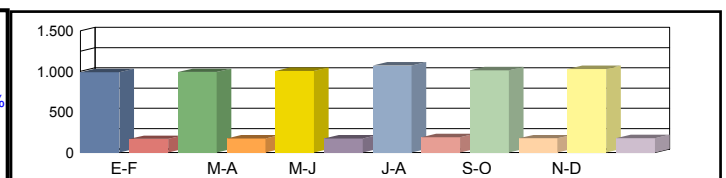
Media Sábados	00h-24h	817 11,82%	878 12,70%	999 14,44%	1.091 15,78%	924 13,37%	981 14,19%	948 13,72%
	06h-22h	696 9,81%	746 10,52%	748 10,56%	934 13,17%	783 11,05%	837 11,80%	791 11,15%
	08h-14h	266 8,92%	327 10,99%	285 9,58%	378 12,68%	320 10,75%	277 9,30%	309 10,37%



Media Laborales	00h-24h	1.076 15,57%	1.057 15,29%	1.081 15,63%	1.134 16,41%	1.083 15,67%	1.097 15,86%	1.088 15,74%
	06h-22h	978 13,79%	968 13,65%	982 13,85%	1.006 14,19%	988 13,94%	1.004 14,16%	988 13,93%
	08h-14h	400 13,45%	367 12,33%	382 12,83%	402 13,49%	376 12,61%	404 13,55%	388 13,04%



Media Diaria	00h-24h	988 14,35%	991 14,66%	1.006 14,55%	1.072 14,78%	1.013 14,63%	1.030 14,67%	1.017 14,61%
	06h-22h	888 12,57%	896 12,82%	886 12,49%	931 12,81%	905 12,68%	923 12,73%	905 12,68%
	08h-14h	358 11,47%	346 12,11%	339 11,40%	368 11,76%	340 11,59%	359 11,39%	352 11,62%



Coeficientes	N							
	L							
Coeficiente	S							

Los datos en color negro corresponden al total de vehículos y los datos en color azul corresponden a vehículos pesados (en %)



Castilla-La Mancha

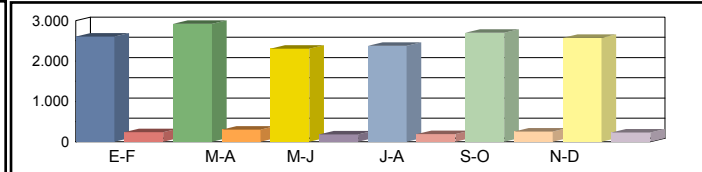
Consejería de Fomento

Estación: CR-10f
Carretera: CM-310 p.k. 9,00 **Provincia:** CIUDAD REAL
Ubicación: Int. CM-3105 - Límite Provincia con Toledo
Año: 2023
Tipo: COBERTURA

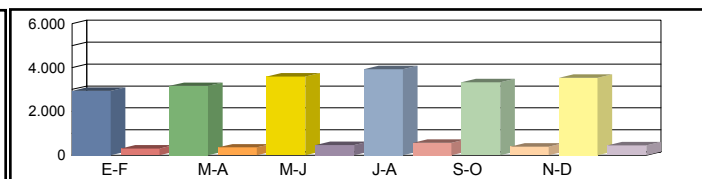
Dirección General de Carreteras

Ene-Feb	Mar-Abr	May-Jun	Jul-Ago	Sep-Oct	Nov-Dic	IMD
---------	---------	---------	---------	---------	---------	-----

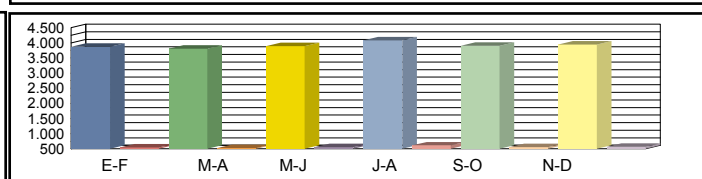
Media Domingos	00h-24h	2.603 8,35%	2.918 9,36%	2.306 7,40%	2.374 7,61%	2.703 8,67%	2.575 8,26%	2.580 8,27%
	06h-22h	2.144 8,48%	2.383 9,42%	1.833 7,25%	1.738 6,87%	2.035 8,05%	1.935 7,65%	2.011 7,95%
	08h-14h	692 9,63%	917 12,76%	579 8,05%	521 7,25%	594 8,26%	602 8,37%	651 9,05%



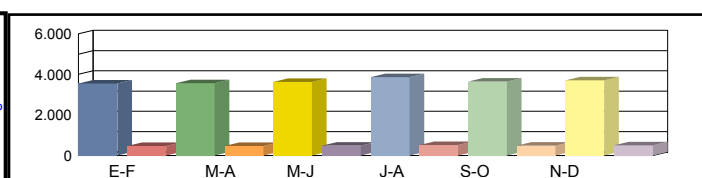
Media Sábados	00h-24h	2.939 9,43%	3.160 10,13%	3.592 11,52%	3.925 12,59%	3.326 10,66%	3.529 11,32%	3.412 10,94%
	06h-22h	2.349 9,29%	2.519 9,96%	2.528 10,00%	3.153 12,47%	2.646 10,46%	2.826 11,17%	2.670 10,56%
	08h-14h	850 11,83%	1.047 14,57%	914 12,71%	1.209 16,81%	1.025 14,25%	887 12,33%	989 13,75%



Media Laborales	00h-24h	3.872 12,42%	3.804 12,20%	3.889 12,47%	4.081 13,09%	3.897 12,50%	3.945 12,65%	3.915 12,55%
	06h-22h	3.303 13,06%	3.268 12,92%	3.317 13,11%	3.398 13,43%	3.338 13,20%	3.392 13,41%	3.336 13,19%
	08h-14h	1.282 17,83%	1.176 16,35%	1.223 17,01%	1.286 17,89%	1.202 16,72%	1.292 17,97%	1.244 17,29%



Media Diaria	00h-24h	3.554 11,45%	3.566 11,69%	3.621 11,61%	3.859 11,79%	3.647 11,67%	3.702 11,70%	3.658 11,65%
	06h-22h	2.998 11,91%	3.024 12,14%	2.992 11,83%	3.143 12,13%	3.057 12,01%	3.118 12,06%	3.055 12,01%
	08h-14h	1.147 15,21%	1.110 16,05%	1.087 15,11%	1.179 15,59%	1.086 15,36%	1.148 15,11%	1.126 15,41%



Coeficientes	N						
	L						
Coeficiente	S						

Los datos en color negro corresponden al total de vehículos y los datos en color azul corresponden a vehículos pesados (en %)



Castilla-La Mancha

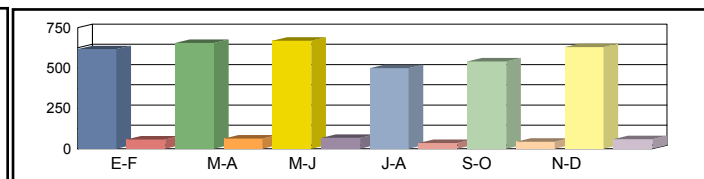
Consejería de Fomento

Estación: CR-10g
Carretera: CM-3105 p.k. 3,00 **Provincia:** CIUDAD REAL
Ubicación: Int. CM-310 - Campo de Criptana
Año: 2023
Tipo: COBERTURA

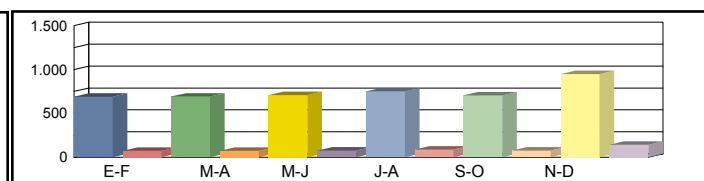
Dirección General de Carreteras

Ene-Feb	Mar-Abr	May-Jun	Jul-Ago	Sep-Oct	Nov-Dic	IMD
---------	---------	---------	---------	---------	---------	-----

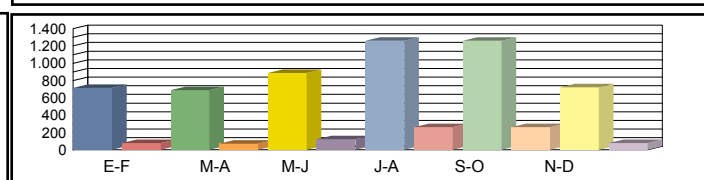
Media Domingos	00h-24h	617 8,49%	655 9,01%	670 9,22%	499 6,87%	541 7,44%	630 8,67%	602 8,28%
	06h-22h	563 7,04%	604 7,57%	614 7,69%	421 5,27%	446 5,59%	595 7,46%	540 6,77%
	08h-14h	151 6,74%	164 7,35%	204 9,14%	116 5,19%	130 5,82%	184 8,25%	158 7,08%



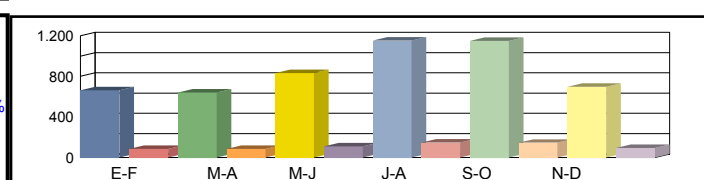
Media Sábados	00h-24h	691 9,51%	692 9,52%	708 9,75%	750 10,32%	706 9,71%	947 13,03%	749 10,31%
	06h-22h	615 7,70%	617 7,72%	625 7,83%	704 8,81%	646 8,09%	853 10,68%	677 8,47%
	08h-14h	272 12,19%	262 11,73%	271 12,14%	318 14,23%	232 10,40%	339 15,17%	282 12,64%



Media Laborales	00h-24h	717 9,86%	689 9,48%	890 12,25%	1.260 17,34%	1.259 17,32%	722 9,93%	923 12,70%
	06h-22h	659 8,26%	636 7,97%	819 10,26%	1.154 14,45%	1.164 14,58%	658 8,24%	848 10,62%
	08h-14h	246 11,01%	254 11,37%	310 13,87%	417 18,65%	421 18,84%	277 12,38%	321 14,35%



Media Diaria	00h-24h	663 11,32%	641 11,39%	833 11,46%	1.153 11,20%	1.151 11,20%	698 11,85%	856 11,40%
	06h-22h	606 9,43%	590 9,51%	762 9,54%	1.051 9,34%	1.053 9,28%	636 9,92%	783 9,50%
	08h-14h	224 12,61%	231 12,63%	289 12,95%	381 12,68%	371 12,23%	265 13,25%	294 12,73%



Coeficientes	N							
	L							
Coeficiente	S							

Los datos en color negro corresponden al total de vehículos y los datos en color azul corresponden a vehículos pesados (en %)



Castilla-La Mancha

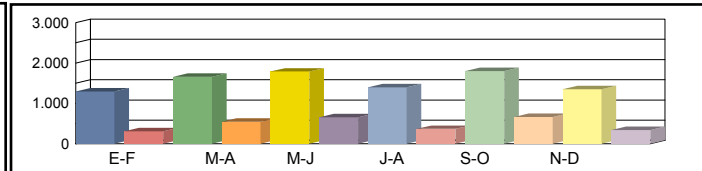
Consejería de Fomento

Estación: CR-11
Carretera: CM-3111 p.k. 26,50 **Provincia:** CIUDAD REAL
Ubicación: Socuéllamos - Enlace CM-43
Año: 2023
Tipo: COBERTURA

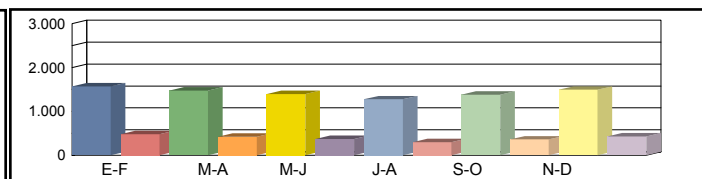
Dirección General de Carreteras

	Ene-Feb	Mar-Abr	May-Jun	Jul-Ago	Sep-Oct	Nov-Dic	IMD
--	---------	---------	---------	---------	---------	---------	-----

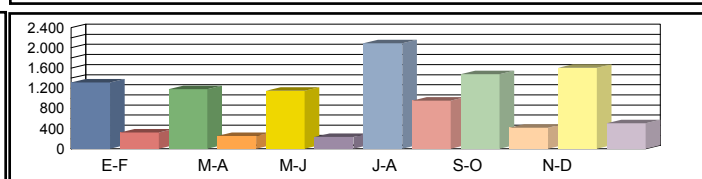
Media Domingos	00h-24h	1.296 19,40%	1.659 24,83%	1.790 26,80%	1.398 20,93%	1.803 26,99%	1.352 20,23%	1.550 23,20%
	06h-22h	1.137 18,76%	1.603 26,44%	1.749 28,86%	1.279 21,10%	1.731 28,56%	1.261 20,80%	1.460 24,09%
	08h-14h	301 11,26%	624 23,34%	692 25,89%	528 19,77%	575 21,51%	514 19,23%	539 20,17%



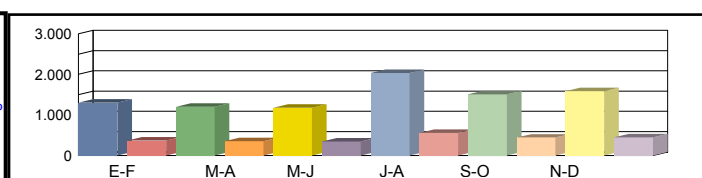
Media Sábados	00h-24h	1.566 23,45%	1.475 22,08%	1.395 20,88%	1.275 19,09%	1.380 20,66%	1.493 22,34%	1.431 21,42%
	06h-22h	1.303 21,50%	1.296 21,37%	1.218 20,09%	1.102 18,18%	1.183 19,52%	1.423 23,48%	1.254 20,69%
	08h-14h	682 25,50%	680 25,43%	623 23,30%	455 17,03%	683 25,54%	820 30,66%	657 24,58%



Media Laborales	00h-24h	1.314 19,67%	1.183 17,71%	1.148 17,18%	2.092 31,31%	1.478 22,12%	1.604 24,02%	1.470 22,00%
	06h-22h	1.206 19,89%	1.085 17,90%	1.052 17,35%	1.908 31,48%	1.353 22,32%	1.472 24,28%	1.346 22,20%
	08h-14h	626 23,41%	542 20,27%	516 19,29%	910 34,03%	652 24,39%	693 25,90%	656 24,55%



Media Diaria	00h-24h	1.302 21,92%	1.203 22,51%	1.173 22,61%	2.035 21,52%	1.510 22,61%	1.587 21,89%	1.468 22,18%
	06h-22h	1.172 21,69%	1.107 22,77%	1.081 22,94%	1.843 21,55%	1.383 22,81%	1.469 22,27%	1.342 22,34%
	08h-14h	582 22,67%	542 24,39%	517 24,44%	846 22,68%	645 24,14%	698 24,55%	638 23,81%



Coeficientes	N						
	L						
Coeficiente	S						

Los datos en color negro corresponden al total de vehículos y los datos en color azul corresponden a vehículos pesados (en %)



Castilla-La Mancha

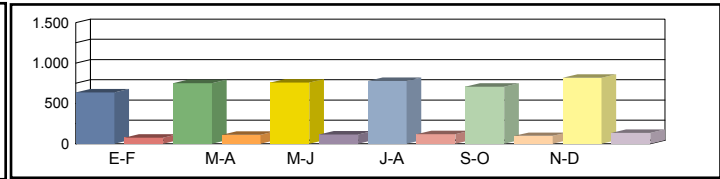
Consejería de Fomento

Estación: CR-112
Carretera: CM-4114 p.k. 13,00 **Provincia:** CIUDAD REAL
Ubicación: Las Peralosas - Int. CRP-7123
Año: 2023
Tipo: COBERTURA

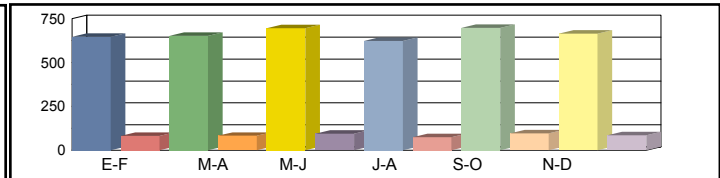
Dirección General de Carreteras

Ene-Feb	Mar-Abr	May-Jun	Jul-Ago	Sep-Oct	Nov-Dic	IMD
---------	---------	---------	---------	---------	---------	-----

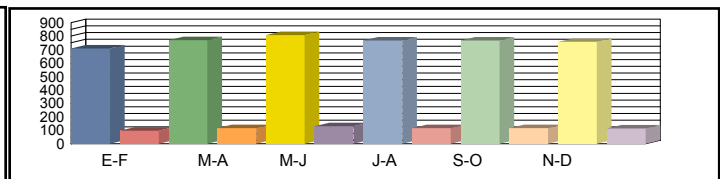
Media Domingos	00h-24h	635 10,95%	752 12,97%	760 13,11%	777 13,40%	708 12,21%	818 14,11%	742 12,79%
	06h-22h	540 7,92%	689 10,11%	714 10,48%	610 8,95%	636 9,34%	755 11,08%	657 9,65%
	08h-14h	192 8,32%	279 12,09%	254 11,01%	226 9,78%	301 13,03%	309 13,41%	260 11,27%



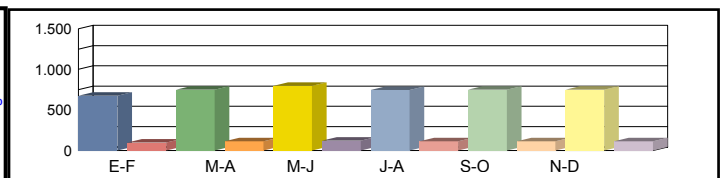
Media Sábados	00h-24h	646 11,15%	652 11,25%	695 11,99%	623 10,75%	698 12,03%	665 11,47%	663 11,44%
	06h-22h	591 8,67%	590 8,66%	630 9,25%	561 8,23%	619 9,08%	591 8,68%	597 8,76%
	08h-14h	303 13,12%	299 12,95%	297 12,89%	289 12,54%	325 14,08%	293 12,69%	301 13,04%



Media Laborales	00h-24h	709 12,23%	769 13,26%	807 13,93%	767 13,23%	767 13,22%	757 13,06%	763 13,15%
	06h-22h	677 9,93%	729 10,70%	777 11,40%	693 10,17%	732 10,74%	725 10,64%	722 10,60%
	08h-14h	334 14,49%	343 14,87%	384 16,66%	296 12,82%	334 14,48%	327 14,19%	336 14,58%



Media Diaria	00h-24h	675 12,63%	750 12,93%	795 13,06%	747 12,92%	748 12,94%	749 13,13%	744 12,94%
	06h-22h	634 10,01%	703 10,32%	760 10,46%	654 10,10%	703 10,27%	709 10,46%	694 10,27%
	08h-14h	307 13,68%	328 14,20%	362 14,03%	275 13,81%	326 14,49%	316 14,35%	319 14,09%



Coeficientes	N							
	L							
Coeficiente	S							

Los datos en color negro corresponden al total de vehículos y los datos en color azul corresponden a vehículos pesados (en %)



Castilla-La Mancha

Consejería de Fomento

Estación: CR-11a
Carretera: CM-3102 p.k. 16,20 **Provincia:** CIUDAD REAL
Ubicación: Tomelloso - Socuéllamos
Año: 2023
Tipo: PRIMARIA

Dirección General de Carreteras

Ene-Feb	Mar-Abr	May-Jun	Jul-Ago	Sep-Oct	Nov-Dic	IMD
---------	---------	---------	---------	---------	---------	-----

Media Domingos	00h-24h	1.951 5,54%	1.648 8,01%	1.614 6,44%	2.518 6,79%	1.624 7,76%	2.124 3,86%	1.913 6,40%	
	06h-22h	1.741 4,65%	1.472 6,18%	1.437 4,66%	1.869 8,45%	1.382 7,74%	1.807 3,27%	1.618 5,83%	
	08h-14h	695 3,88%	539 8,35%	552 6,34%	794 8,82%	532 10,15%	677 5,76%	632 7,22%	

Media Sábados	00h-24h	1.744 7,74%	1.576 8,12%	1.459 7,81%	2.215 10,07%	2.270 7,58%	2.775 4,76%	2.006 7,68%	
	06h-22h	1.547 6,92%	1.407 7,75%	1.306 7,04%	1.745 11,46%	2.009 6,67%	2.451 4,08%	1.744 7,32%	
	08h-14h	707 5,09%	625 8,32%	555 7,03%	748 8,42%	671 12,37%	1.176 3,06%	747 7,38%	

Media Laborales	00h-24h	3.207 11,54%	3.414 11,39%	3.486 11,16%	2.981 16,47%	3.299 12,09%	3.244 8,05%	3.272 11,78%	
	06h-22h	3.063 10,90%	3.298 11,01%	3.369 10,80%	2.744 16,87%	3.130 12,01%	3.061 7,78%	3.111 11,56%	
	08h-14h	1.361 12,42%	1.456 11,47%	1.486 12,18%	1.297 16,27%	1.338 13,30%	1.349 8,75%	1.381 12,40%	

Media Diaria	00h-24h	2.818 10,61%	2.899 10,87%	2.929 10,55%	2.805 14,51%	2.913 11,26%	3.017 7,19%	2.897 10,83%	
	06h-22h	2.657 9,97%	2.767 10,41%	2.799 10,11%	2.476 15,43%	2.720 11,14%	2.795 6,91%	2.702 10,66%	
	08h-14h	1.172 11,09%	1.206 11,03%	1.220 11,48%	1.146 14,75%	1.128 13,03%	1.228 7,74%	1.183 11,52%	

Coeficientes	N	1,04701	1,03517	1,03473	1,08637	1,05399	1,05978	
	L	1,02027	0,95841	0,93861	1,09762	0,99182	1,00863	
Coeficiente	S							0,88539

Los datos en color negro corresponden al total de vehículos y los datos en color azul corresponden a vehículos pesados (en %)



Castilla-La Mancha

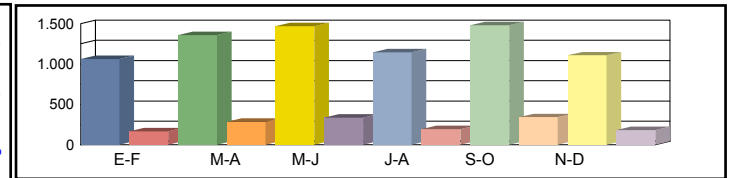
Consejería de Fomento

Estación: CR-11c
Carretera: CM-3102 p.k. 27,00 **Provincia:** CIUDAD REAL
Ubicación: Socuéllamos - Int. Límite Provincia con Cuenca (Las Mesas)
Año: 2023
Tipo: COBERTURA

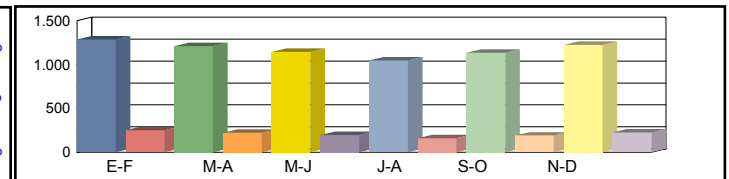
Dirección General de Carreteras

Ene-Feb	Mar-Abr	May-Jun	Jul-Ago	Sep-Oct	Nov-Dic	IMD
---------	---------	---------	---------	---------	---------	-----

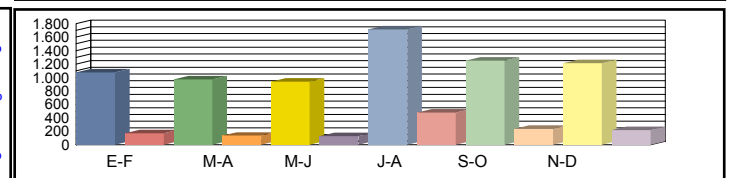
Media Domingos	00h-24h	1.063 13,53%	1.360 17,32%	1.468 18,69%	1.147 14,60%	1.479 18,82%	1.108 14,11%	1.271 16,18%
	06h-22h	947 13,27%	1.335 18,71%	1.457 20,42%	1.065 14,93%	1.442 20,21%	1.050 14,72%	1.216 17,04%
	08h-14h	206 8,62%	426 17,85%	472 19,80%	361 15,12%	393 16,45%	351 14,70%	368 15,42%



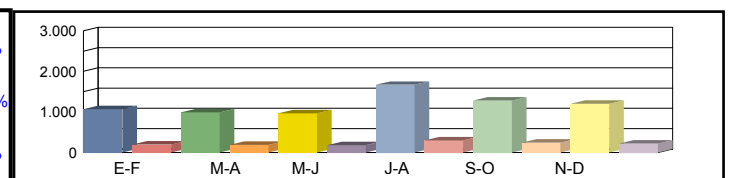
Media Sábados	00h-24h	1.285 16,35%	1.210 15,40%	1.144 14,56%	1.046 13,31%	1.132 14,41%	1.224 15,58%	1.174 14,94%
	06h-22h	1.086 15,21%	1.079 15,12%	1.015 14,22%	918 12,87%	985 13,81%	1.185 16,61%	1.045 14,64%
	08h-14h	465 19,50%	464 19,45%	425 17,82%	311 13,02%	466 19,53%	559 23,45%	448 18,80%



Media Laborales	00h-24h	1.078 13,72%	970 12,35%	941 11,98%	1.715 21,84%	1.250 15,91%	1.212 15,43%	1.194 15,21%
	06h-22h	1.004 14,08%	904 12,66%	876 12,28%	1.590 22,28%	1.161 16,27%	1.127 15,79%	1.110 15,56%
	08h-14h	427 17,91%	370 15,50%	352 14,76%	621 26,03%	425 17,82%	445 18,65%	440 18,44%



Media Diaria	00h-24h	1.068 15,29%	987 15,69%	962 15,77%	1.668 15,01%	1.277 15,77%	1.199 15,26%	1.194 15,47%
	06h-22h	976 15,35%	922 16,12%	900 16,23%	1.535 15,25%	1.186 16,14%	1.124 15,76%	1.107 15,81%
	08h-14h	397 17,34%	370 18,65%	353 18,70%	577 17,34%	421 18,46%	448 18,77%	428 18,21%



Coeficientes	N							
	L							
Coeficiente	S							

Los datos en color negro corresponden al total de vehículos y los datos en color azul corresponden a vehículos pesados (en %)



Castilla-La Mancha

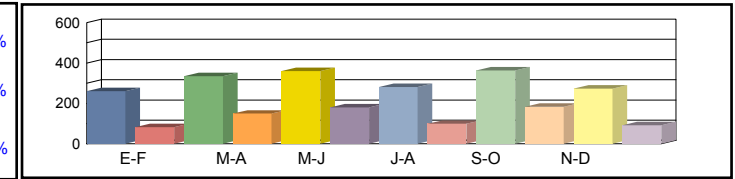
Consejería de Fomento

Estación: CR-11d
Carretera: CM-3163 p.k. 4,00 **Provincia:** CIUDAD REAL
Ubicación: Socuéllamos - Límite provincia con Cuenca
Año: 2023
Tipo: COBERTURA

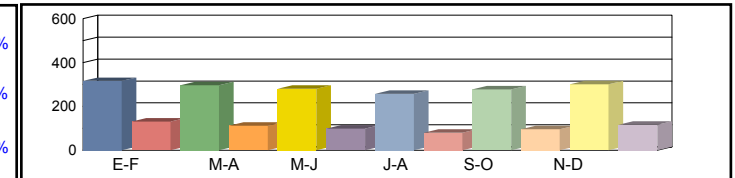
Dirección General de Carreteras

	Ene-Feb	Mar-Abr	May-Jun	Jul-Ago	Sep-Oct	Nov-Dic	IMD
--	---------	---------	---------	---------	---------	---------	-----

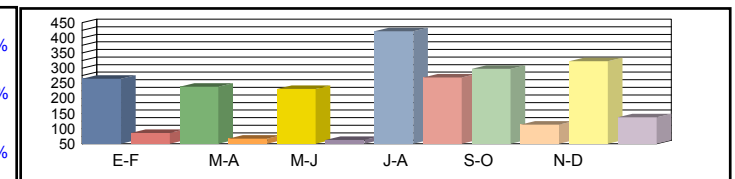
Media Domingos	00h-24h	261 24,13%	335 30,89%	361 33,33%	282 26,04%	364 33,57%	273 25,16%	313 28,85%
	06h-22h	188 21,01%	265 29,62%	290 32,32%	212 23,63%	287 31,98%	209 23,30%	242 26,98%
	08h-14h	56 7,95%	117 16,48%	129 18,27%	99 13,95%	108 15,18%	96 13,57%	101 14,23%



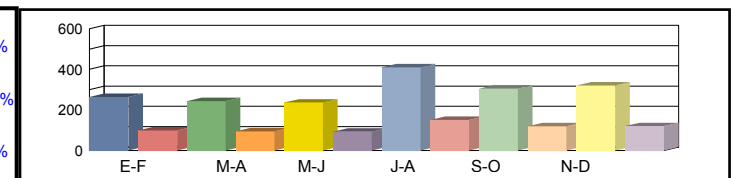
Media Sábados	00h-24h	316 29,16%	297 27,47%	281 25,97%	257 23,74%	278 25,69%	301 27,79%	288 26,64%
	06h-22h	216 24,08%	214 23,94%	202 22,51%	182 20,37%	196 21,86%	236 26,29%	208 23,17%
	08h-14h	128 18,00%	127 17,95%	117 16,44%	85 12,02%	128 18,03%	153 21,64%	123 17,35%



Media Laborales	00h-24h	265 24,46%	239 22,03%	231 21,37%	422 38,94%	298 27,52%	323 29,87%	296 27,37%
	06h-22h	200 22,28%	180 20,04%	174 19,43%	316 35,26%	224 25,00%	244 27,19%	223 24,87%
	08h-14h	117 16,52%	101 14,31%	97 13,62%	170 24,02%	122 17,21%	130 18,28%	123 17,33%



Media Diaria	00h-24h	263 27,27%	243 27,99%	236 28,13%	410 26,77%	305 28,12%	320 27,22%	296 27,58%
	06h-22h	194 24,30%	184 25,51%	179 25,69%	305 24,14%	229 25,55%	243 24,94%	222 25,02%
	08h-14h	109 16,00%	101 17,21%	97 17,25%	158 16,01%	121 17,04%	131 17,33%	120 16,81%



Coeficientes	N							
	L							
Coeficiente	S							

Los datos en color negro corresponden al total de vehículos y los datos en color azul corresponden a vehículos pesados (en %)



Castilla-La Mancha

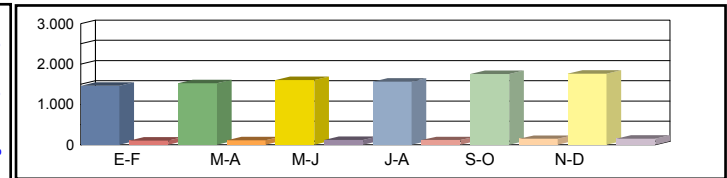
Consejería de Fomento

Estación: CR-120
Carretera: CM-4107 p.k. 9,00 **Provincia:** CIUDAD REAL
Ubicación: Daimiel - Int. CM-4107a (Bolaños de Calatrava)
Año: 2023
Tipo: COBERTURA

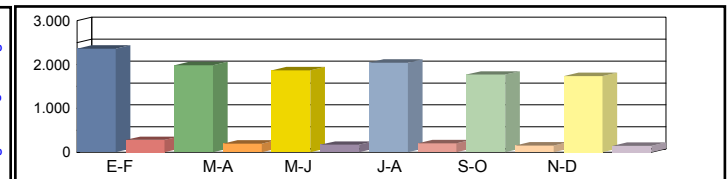
Dirección General de Carreteras

Ene-Feb	Mar-Abr	May-Jun	Jul-Ago	Sep-Oct	Nov-Dic	IMD
---------	---------	---------	---------	---------	---------	-----

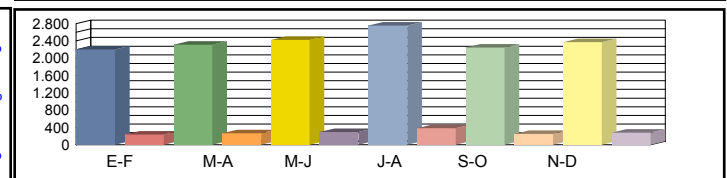
Media Domingos	00h-24h	1.464 6,56%	1.523 6,83%	1.602 7,18%	1.563 7,01%	1.753 7,86%	1.762 7,90%	1.611 7,22%
	06h-22h	1.246 5,34%	1.403 6,01%	1.416 6,07%	1.316 5,64%	1.629 6,98%	1.645 7,05%	1.442 6,18%
	08h-14h	385 6,60%	403 6,91%	423 7,25%	462 7,92%	451 7,74%	407 6,99%	422 7,24%



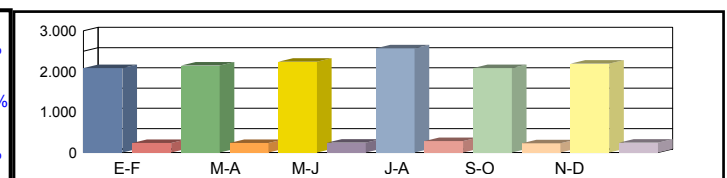
Media Sábados	00h-24h	2.362 10,59%	1.985 8,90%	1.867 8,37%	2.041 9,15%	1.769 7,93%	1.739 7,79%	1.960 8,79%
	06h-22h	2.192 9,39%	1.828 7,84%	1.718 7,36%	1.950 8,36%	1.590 6,81%	1.565 6,71%	1.807 7,75%
	08h-14h	772 13,24%	761 13,05%	602 10,33%	611 10,48%	529 9,07%	482 8,28%	626 10,74%



Media Laborales	00h-24h	2.202 9,87%	2.315 10,38%	2.422 10,86%	2.756 12,35%	2.247 10,07%	2.371 10,63%	2.386 10,69%
	06h-22h	2.052 8,80%	2.214 9,49%	2.308 9,89%	2.503 10,73%	2.113 9,06%	2.224 9,53%	2.236 9,58%
	08h-14h	705 12,09%	714 12,25%	802 13,77%	855 14,67%	683 11,71%	748 12,83%	751 12,89%



Media Diaria	00h-24h	2.080 10,04%	2.143 9,84%	2.236 9,81%	2.567 9,90%	2.082 9,85%	2.194 9,83%	2.217 9,88%
	06h-22h	1.919 8,91%	2.041 8,79%	2.113 8,73%	2.313 8,81%	1.946 8,78%	2.047 8,77%	2.063 8,80%
	08h-14h	659 12,00%	669 12,02%	730 11,68%	786 11,80%	616 11,57%	661 11,35%	687 11,74%



Coeficientes	N							
	L							
Coeficiente	S							

Los datos en color negro corresponden al total de vehículos y los datos en color azul corresponden a vehículos pesados (en %)



Castilla-La Mancha

Consejería de Fomento

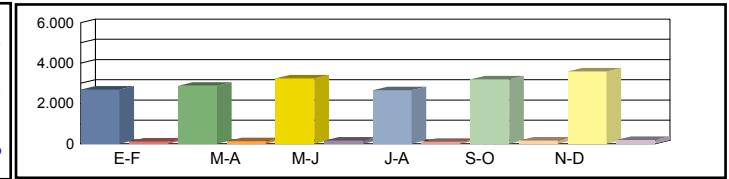
Estación: CR-121
Carretera: CM-4174 p.k. 8,50 **Provincia:** CIUDAD REAL
Ubicación: Miguelturra - Pozuelo de Calatrava
Año: 2023
Tipo: COBERTURA

Dirección General de Carreteras

Ene-Feb	Mar-Abr	May-Jun	Jul-Ago	Sep-Oct	Nov-Dic	IMD
---------	---------	---------	---------	---------	---------	-----

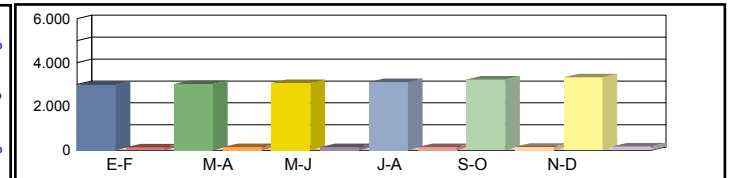
Media 00h-24h
 Domingos 06h-22h
 08h-14h

2.694	3,98%	2.878	4,25%	3.234	4,77%	2.658	3,92%	3.194	4,72%	3.589	5,30%	3.041	4,49%
2.511	3,28%	2.724	3,56%	2.967	3,88%	2.425	3,17%	3.000	3,92%	3.471	4,54%	2.850	3,73%
841	3,02%	944	3,39%	1.090	3,91%	859	3,08%	1.134	4,07%	1.302	4,67%	1.028	3,69%



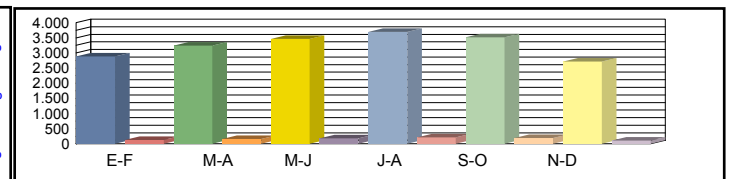
Media 00h-24h
 Sábados 06h-22h
 08h-14h

2.976	4,39%	3.026	4,47%	3.069	4,53%	3.113	4,60%	3.226	4,76%	3.330	4,92%	3.123	4,61%
2.782	3,64%	2.834	3,71%	2.897	3,79%	2.785	3,64%	2.999	3,92%	3.241	4,24%	2.923	3,82%
1.205	4,32%	1.280	4,59%	1.252	4,49%	1.142	4,10%	1.093	3,92%	1.340	4,81%	1.219	4,37%



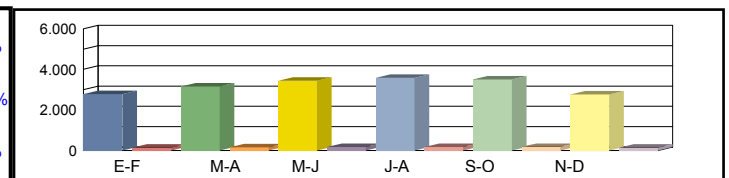
Media 00h-24h
 Laborales 06h-22h
 08h-14h

2.887	4,26%	3.240	4,78%	3.465	5,12%	3.698	5,46%	3.514	5,19%	2.714	4,01%	3.253	4,80%
3.142	4,11%	3.116	4,08%	3.606	4,72%	3.044	3,98%	2.938	3,84%	2.566	3,36%	3.069	4,01%
1.230	4,41%	1.204	4,32%	1.396	5,01%	1.141	4,09%	1.208	4,33%	906	3,25%	1.181	4,24%



Media 00h-24h
 Diaria 06h-22h
 08h-14h

2.784	4,61%	3.158	4,66%	3.438	4,75%	3.582	4,63%	3.505	4,77%	2.766	4,88%	3.206	4,72%
3.007	3,90%	3.020	3,95%	3.545	4,01%	2.901	3,88%	2.907	4,03%	2.622	4,17%	3.000	3,99%
1.177	4,13%	1.178	4,22%	1.385	4,29%	1.086	4,11%	1.182	4,23%	931	4,44%	1.156	4,24%



Coeficientes N
 L
 Coeficiente S

Los datos en color negro corresponden al total de vehículos y los datos en color azul corresponden a vehículos pesados (en %)



Castilla-La Mancha

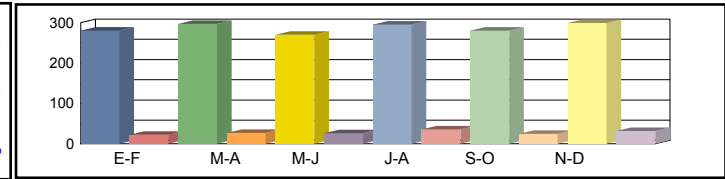
Consejería de Fomento

Estación: cr-121c
Carretera: CM-4173 p.k. 1,00 **Provincia:** CIUDAD REAL
Ubicación: Enlace CM-45(Miguelturra) - Enlace A-43 (Miguelturra)
Año: 2023
Tipo: PRIMARIA

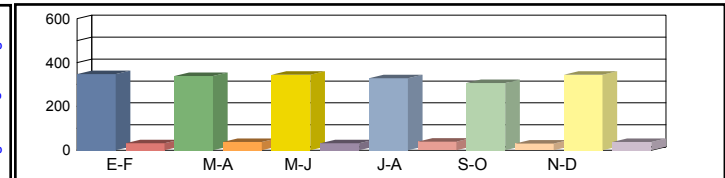
Dirección General de Carreteras

	Ene-Feb	Mar-Abr	May-Jun	Jul-Ago	Sep-Oct	Nov-Dic	IMD
--	---------	---------	---------	---------	---------	---------	-----

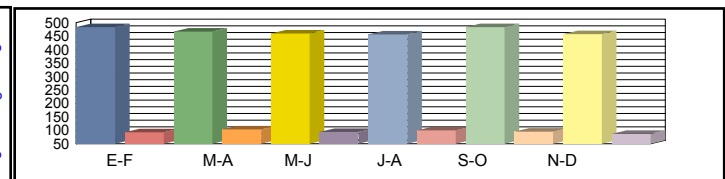
Media Domingos	00h-24h	280 7,50%	297 8,42%	270 8,89%	295 10,85%	280 8,21%	299 9,70%	287 8,93%
	06h-22h	255 4,71%	268 5,22%	242 7,44%	266 8,27%	257 7,00%	271 7,38%	260 6,67%
	08h-14h	120 1,67%	103 1,94%	98 13,27%	118 10,17%	105 2,86%	111 3,60%	109 5,58%



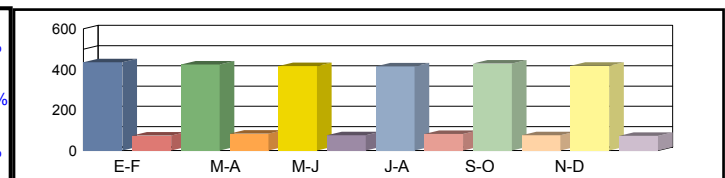
Media Sábados	00h-24h	347 8,36%	338 10,06%	344 8,43%	328 10,67%	306 9,15%	345 9,86%	335 9,42%
	06h-22h	318 7,86%	296 7,09%	314 6,69%	294 7,14%	282 7,80%	316 6,96%	303 7,26%
	08h-14h	138 8,70%	122 8,20%	136 5,88%	130 4,62%	119 9,24%	125 8,80%	128 7,57%



Media Laborales	00h-24h	483 16,15%	467 18,20%	460 16,96%	456 17,98%	483 16,56%	457 15,97%	468 16,97%
	06h-22h	466 15,67%	436 16,51%	436 15,37%	425 16,00%	462 16,02%	436 14,68%	444 15,71%
	08h-14h	195 22,05%	194 22,16%	189 19,58%	182 21,43%	219 21,00%	197 19,80%	196 21,00%



Media Diaria	00h-24h	435 14,48%	424 16,27%	416 15,14%	414 16,43%	428 14,95%	418 14,59%	422 15,31%
	06h-22h	414 13,77%	392 14,29%	390 13,59%	384 14,32%	407 14,25%	396 13,13%	397 13,89%
	08h-14h	177 18,64%	170 18,82%	168 17,26%	165 18,18%	189 18,52%	174 17,24%	174 18,11%



Coeficientes	N	1,03648	1,07110	1,05505	1,07294	1,04545	1,04817	
	L	0,96894	1,00214	1,01739	1,02632	0,96894	1,02407	
Coeficiente	S							0,90415

Los datos en color negro corresponden al total de vehículos y los datos en color azul corresponden a vehículos pesados (en %)



Castilla-La Mancha

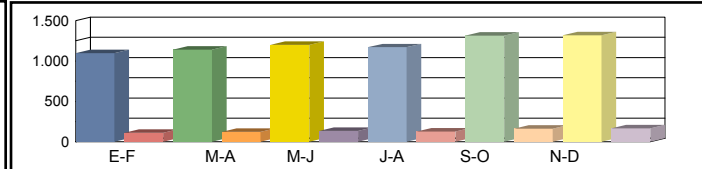
Consejería de Fomento

Estación: CR-121d
Carretera: CM-4107 p.k. 14,50 **Provincia:** CIUDAD REAL
Ubicación: Int. CM-4107a (Bolaños de Calatrava) -Int. CM-4124
Año: 2023
Tipo: COBERTURA

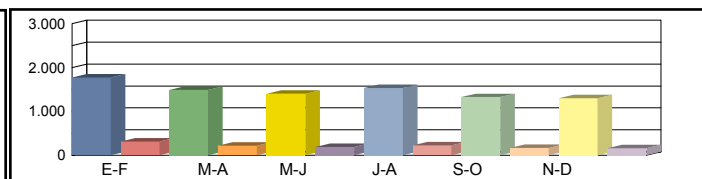
Dirección General de Carreteras

	Ene-Feb	Mar-Abr	May-Jun	Jul-Ago	Sep-Oct	Nov-Dic	IMD
--	---------	---------	---------	---------	---------	---------	-----

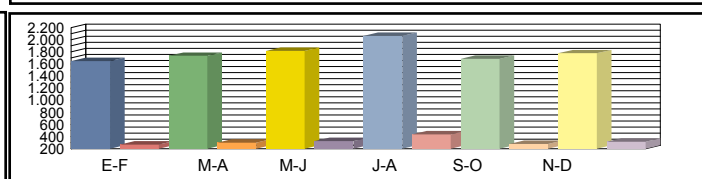
Media Domingos	00h-24h	1.097 9,31%	1.141 9,69%	1.200 10,19%	1.171 9,94%	1.314 11,15%	1.320 11,21%	1.207 10,25%
	06h-22h	938 8,03%	1.056 9,04%	1.066 9,13%	991 8,49%	1.226 10,50%	1.238 10,61%	1.086 9,30%
	08h-14h	470 5,91%	492 6,18%	516 6,49%	564 7,09%	552 6,93%	498 6,26%	515 6,48%



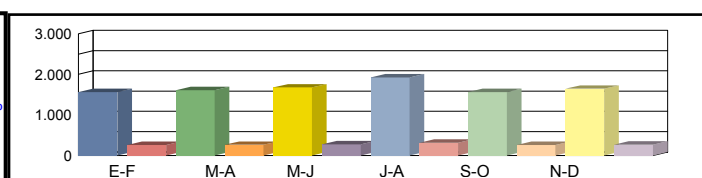
Media Sábados	00h-24h	1.771 15,03%	1.488 12,63%	1.399 11,88%	1.530 12,98%	1.326 11,25%	1.303 11,06%	1.470 12,47%
	06h-22h	1.650 14,13%	1.376 11,78%	1.293 11,07%	1.468 12,57%	1.197 10,25%	1.178 10,09%	1.360 11,65%
	08h-14h	943 11,85%	929 11,68%	735 9,24%	746 9,38%	646 8,12%	590 7,41%	765 9,61%



Media Laborales	00h-24h	1.650 14,01%	1.735 14,73%	1.815 15,40%	2.065 17,53%	1.684 14,30%	1.777 15,08%	1.788 15,17%
	06h-22h	1.545 13,23%	1.666 14,27%	1.737 14,88%	1.884 16,13%	1.590 13,62%	1.674 14,34%	1.683 14,41%
	08h-14h	861 10,82%	872 10,97%	980 12,32%	1.045 13,13%	834 10,48%	914 11,49%	918 11,54%



Media Diaria	00h-24h	1.559 14,25%	1.606 13,96%	1.676 13,92%	1.923 14,05%	1.560 13,97%	1.644 13,95%	1.661 14,02%
	06h-22h	1.445 13,41%	1.536 13,22%	1.590 13,13%	1.741 13,25%	1.464 13,20%	1.541 13,20%	1.553 13,23%
	08h-14h	805 10,74%	817 10,76%	892 10,45%	960 10,56%	752 10,36%	808 10,16%	839 10,50%



Coeficientes	N						
	L						
Coeficiente	S						

Los datos en color negro corresponden al total de vehículos y los datos en color azul corresponden a vehículos pesados (en %)



Castilla-La Mancha

Consejería de Fomento

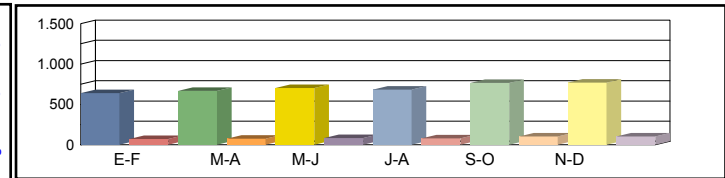
Estación: CR-121e
Carretera: CM-4124 p.k. 2,00 **Provincia:** CIUDAD REAL
Ubicación: Enl. CM-45 (Almagro) - Bolaños de Calatrava
Año: 2023
Tipo: COBERTURA

Dirección General de Carreteras

	Ene-Feb	Mar-Abr	May-Jun	Jul-Ago	Sep-Oct	Nov-Dic	IMD
--	---------	---------	---------	---------	---------	---------	-----

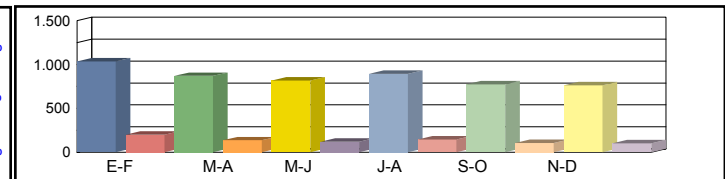
Media 00h-24h
 Domingos 06h-22h
 08h-14h

641 9,98%	667 10,39%	702 10,92%	685 10,66%	768 11,95%	772 12,02%	706 10,99%
530 7,81%	597 8,79%	603 8,88%	561 8,25%	694 10,21%	701 10,31%	614 9,04%
229 6,47%	240 6,77%	251 7,11%	275 7,77%	269 7,59%	242 6,85%	251 7,10%



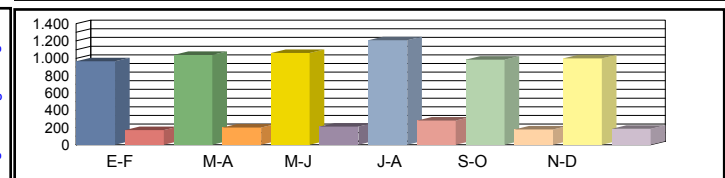
Media 00h-24h
 Sábados 06h-22h
 08h-14h

1.035 16,11%	870 13,54%	818 12,73%	894 13,92%	775 12,06%	762 11,86%	859 13,37%
933 13,74%	778 11,46%	732 10,77%	830 12,22%	677 9,96%	666 9,81%	769 11,33%
459 12,98%	453 12,80%	358 10,12%	363 10,27%	315 8,89%	287 8,12%	372 10,53%



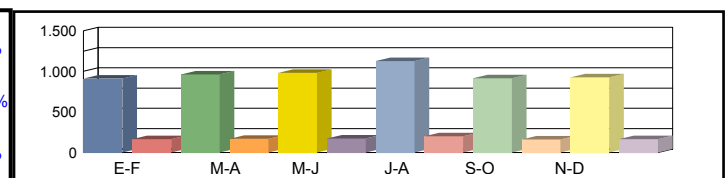
Media 00h-24h
 Laborales 06h-22h
 08h-14h

965 15,02%	1.039 16,17%	1.061 16,52%	1.208 18,79%	985 15,33%	1.000 15,56%	1.043 16,23%
874 12,86%	947 13,94%	983 14,46%	1.066 15,69%	900 13,24%	917 13,50%	948 13,95%
419 11,85%	445 12,58%	477 13,50%	509 14,39%	406 11,48%	434 12,27%	448 12,68%



Media 00h-24h
 Diaria 06h-22h
 08h-14h

912 15,28%	962 14,97%	980 14,93%	1.125 15,06%	913 14,98%	925 14,96%	970 15,03%
817 13,03%	873 12,85%	900 12,76%	985 12,88%	829 12,84%	844 12,83%	875 12,87%
392 11,77%	417 11,78%	434 11,45%	468 11,57%	366 11,34%	384 11,13%	410 11,51%



Coeficientes N
 L
 Coeficiente S

Los datos en color negro corresponden al total de vehículos y los datos en color azul corresponden a vehículos pesados (en %)



Castilla-La Mancha

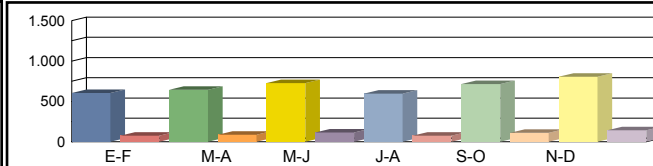
Consejería de Fomento

Estación: CR-121f
Carretera: CM-4174 p.k. 12,50 **Provincia:** CIUDAD REAL
Ubicación: Pozuelo de Calatrava - Int CM-45
Año: 2023
Tipo: COBERTURA

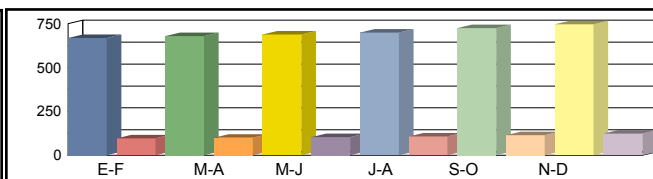
Dirección General de Carreteras

	Ene-Feb	Mar-Abr	May-Jun	Jul-Ago	Sep-Oct	Nov-Dic	IMD
--	---------	---------	---------	---------	---------	---------	-----

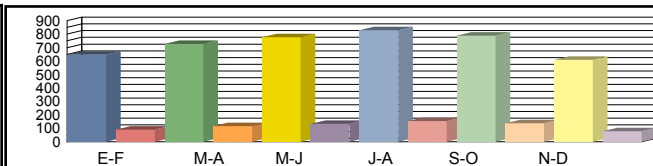
Media Domingos	00h-24h	604 11,44%	646 12,22%	726 13,73%	596 11,28%	717 13,56%	805 15,23%	682 12,91%
	06h-22h	551 11,43%	598 12,40%	651 13,50%	532 11,03%	659 13,66%	762 15,80%	626 12,97%
	08h-14h	223 12,26%	250 13,77%	289 15,90%	228 12,52%	301 16,54%	345 18,98%	273 15,00%



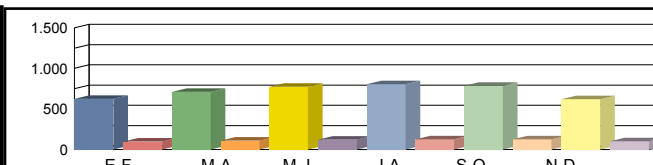
Media Sábados	00h-24h	668 12,63%	679 12,85%	689 13,03%	699 13,22%	724 13,70%	747 14,14%	701 13,26%
	06h-22h	611 12,66%	622 12,90%	636 13,19%	611 12,67%	658 13,65%	711 14,75%	642 13,30%
	08h-14h	319 17,57%	339 18,66%	332 18,25%	303 16,65%	290 15,94%	355 19,53%	323 17,77%



Media Laborales	00h-24h	648 12,25%	727 13,76%	778 14,71%	830 15,70%	788 14,92%	609 11,52%	730 13,81%
	06h-22h	690 14,30%	684 14,18%	791 16,41%	668 13,86%	645 13,37%	563 11,68%	674 13,97%
	08h-14h	326 17,93%	319 17,55%	370 20,36%	302 16,64%	320 17,61%	240 13,20%	313 17,22%



Media Diaria	00h-24h	625 13,26%	709 13,41%	772 13,65%	804 13,33%	786 13,72%	621 14,02%	720 13,56%
	06h-22h	660 13,57%	663 13,74%	778 13,94%	637 13,52%	638 14,03%	575 14,49%	658 13,88%
	08h-14h	312 16,80%	312 17,17%	367 17,42%	287 16,71%	313 17,18%	247 18,04%	306 17,22%



Coeficientes	N							
	L							
Coeficiente	S							

Los datos en color negro corresponden al total de vehículos y los datos en color azul corresponden a vehículos pesados (en %)



Castilla-La Mancha

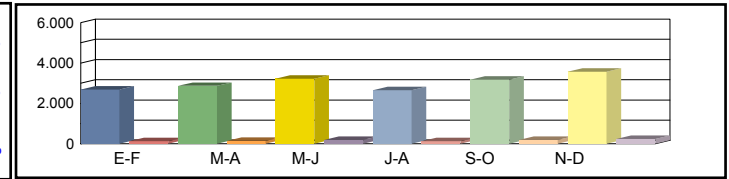
Consejería de Fomento

Estación: cr-121h
Carretera: CM-4174 p.k. 20,00 **Provincia:** CIUDAD REAL
Ubicación: Int CM-45 - Enlace CM-45(Almagro)
Año: 2023
Tipo: COBERTURA

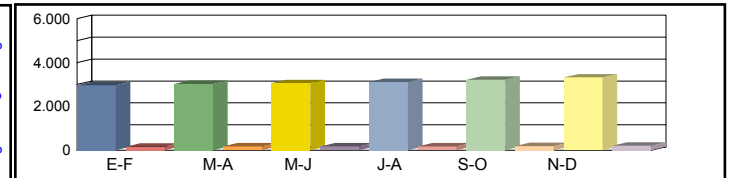
Dirección General de Carreteras

Ene-Feb	Mar-Abr	May-Jun	Jul-Ago	Sep-Oct	Nov-Dic	IMD
---------	---------	---------	---------	---------	---------	-----

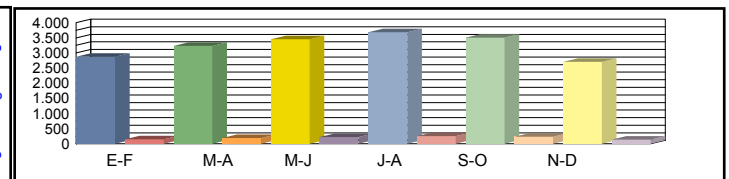
Media	00h-24h	2.686	4,76%	2.870	5,09%	3.224	5,72%	2.650	4,70%	3.184	5,65%	3.577	6,34%	3.032	5,38%
Domingos	06h-22h	2.502	4,15%	2.714	4,50%	2.957	4,91%	2.416	4,01%	2.990	4,96%	3.458	5,74%	2.840	4,71%
	08h-14h	899	4,29%	1.009	4,81%	1.165	5,56%	918	4,38%	1.212	5,78%	1.392	6,64%	1.099	5,24%



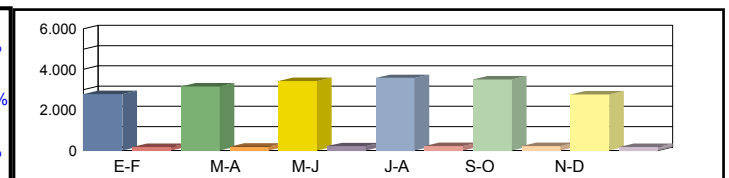
Media	00h-24h	2.966	5,26%	3.016	5,35%	3.059	5,43%	3.104	5,50%	3.216	5,70%	3.320	5,89%	3.114	5,52%
Sábados	06h-22h	2.772	4,60%	2.824	4,69%	2.887	4,79%	2.775	4,61%	2.988	4,96%	3.229	5,36%	2.912	4,83%
	08h-14h	1.288	6,15%	1.368	6,53%	1.338	6,38%	1.221	5,82%	1.169	5,57%	1.432	6,83%	1.303	6,21%



Media	00h-24h	2.878	5,10%	3.230	5,73%	3.454	6,13%	3.687	6,54%	3.503	6,21%	2.706	4,80%	3.243	5,75%
Laborales	06h-22h	3.130	5,20%	3.105	5,15%	3.593	5,96%	3.034	5,03%	2.928	4,86%	2.557	4,24%	3.058	5,07%
	08h-14h	1.314	6,27%	1.287	6,14%	1.492	7,12%	1.220	5,82%	1.291	6,16%	968	4,62%	1.262	6,02%



Media	00h-24h	2.775	5,52%	3.148	5,58%	3.427	5,68%	3.572	5,55%	3.494	5,71%	2.758	5,84%	3.196	5,65%
Diaria	06h-22h	2.995	4,93%	3.009	4,99%	3.532	5,07%	2.892	4,91%	2.897	5,10%	2.613	5,27%	2.990	5,04%
	08h-14h	1.258	5,87%	1.259	6,00%	1.480	6,09%	1.161	5,84%	1.263	6,01%	995	6,31%	1.236	6,02%



Coeficientes	N						
	L						
Coeficiente	S						

Los datos en color negro corresponden al total de vehículos y los datos en color azul corresponden a vehículos pesados (en %)



Castilla-La Mancha

Consejería de Fomento

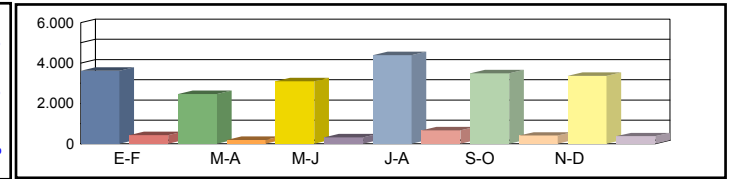
Estación: CR-123
Carretera: CM-412 p.k. 71,00 **Provincia:** CIUDAD REAL
Ubicación: Moral de Calatrava - Valdepeñas
Año: 2023
Tipo: COBERTURA

Dirección General de Carreteras

Ene-Feb	Mar-Abr	May-Jun	Jul-Ago	Sep-Oct	Nov-Dic	IMD
---------	---------	---------	---------	---------	---------	-----

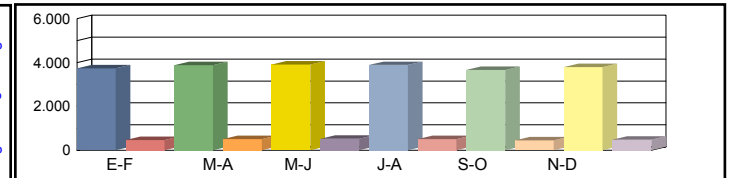
Media 00h-24h
 Domingos 06h-22h
 08h-14h

3.612 10,81%	2.462 7,37%	3.097 9,27%	4.390 13,14%	3.497 10,47%	3.370 10,09%	3.405 10,19%
3.111 9,42%	2.263 6,85%	2.792 8,45%	3.953 11,97%	3.136 9,50%	2.943 8,91%	3.033 9,19%
869 7,60%	859 7,51%	1.060 9,27%	1.038 9,08%	946 8,28%	973 8,51%	958 8,38%



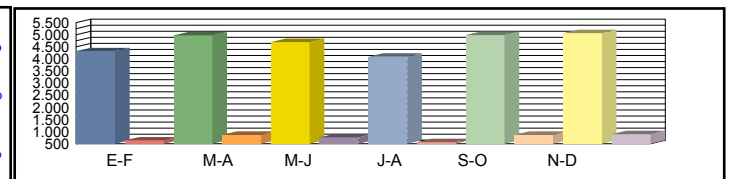
Media 00h-24h
 Sábados 06h-22h
 08h-14h

3.737 11,19%	3.885 11,63%	3.906 11,69%	3.887 11,63%	3.657 10,95%	3.792 11,35%	3.811 11,41%
3.457 10,47%	3.451 10,45%	3.553 10,76%	3.593 10,88%	3.305 10,01%	3.444 10,43%	3.467 10,50%
1.337 11,69%	1.222 10,69%	1.429 12,49%	1.343 11,75%	1.497 13,09%	1.547 13,53%	1.396 12,21%



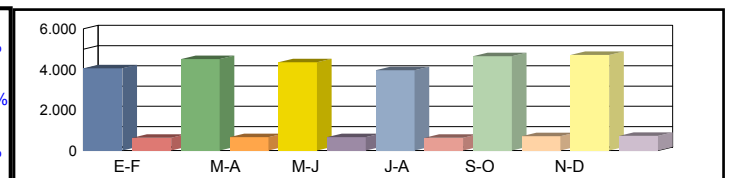
Media 00h-24h
 Laborales 06h-22h
 08h-14h

4.324 12,94%	4.976 14,90%	4.699 14,07%	4.094 12,25%	4.983 14,92%	5.062 15,15%	4.690 14,04%
4.097 12,41%	4.759 14,41%	4.451 13,48%	3.782 11,46%	4.717 14,29%	4.806 14,56%	4.435 13,43%
1.687 14,76%	2.097 18,34%	1.802 15,76%	1.578 13,81%	1.706 14,92%	1.805 15,79%	1.779 15,56%



Media 00h-24h
 Diaria 06h-22h
 08h-14h

4.055 13,19%	4.514 12,76%	4.357 13,04%	3.954 13,59%	4.643 13,11%	4.718 13,11%	4.374 13,13%
3.790 12,47%	4.272 12,10%	4.086 12,37%	3.617 12,89%	4.344 12,42%	4.418 12,39%	4.088 12,44%
1.500 14,01%	1.844 13,86%	1.643 14,37%	1.425 14,23%	1.549 14,31%	1.650 14,41%	1.602 14,20%



Coeficientes N
 L
 Coeficiente S

Los datos en color negro corresponden al total de vehículos y los datos en color azul corresponden a vehículos pesados (en %)



Castilla-La Mancha

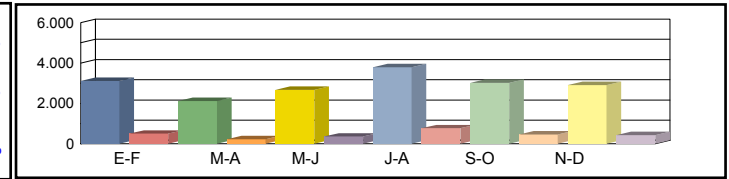
Consejería de Fomento

Estación: CR-123a
Carretera: CM-412 p.k. 61,00 **Provincia:** CIUDAD REAL
Ubicación: Int. CM-4128 - Moral de Calatrava
Año: 2023
Tipo: COBERTURA

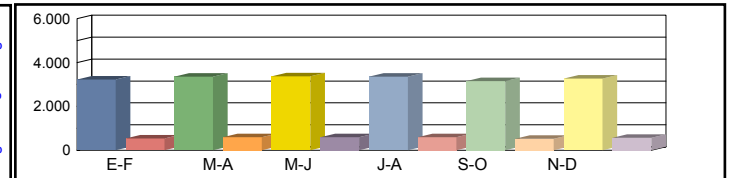
Dirección General de Carreteras

Ene-Feb	Mar-Abr	May-Jun	Jul-Ago	Sep-Oct	Nov-Dic	IMD
---------	---------	---------	---------	---------	---------	-----

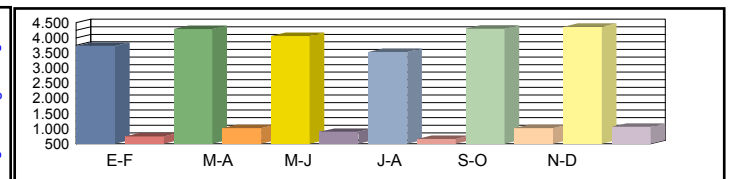
Media Domingos	00h-24h	3.117 13,93%	2.125 9,50%	2.673 11,95%	3.788 16,93%	3.018 13,49%	2.908 13,00%	2.938 13,13%
	06h-22h	2.668 12,53%	1.941 9,11%	2.394 11,24%	3.390 15,91%	2.690 12,63%	2.524 11,85%	2.601 12,21%
	08h-14h	872 8,49%	861 8,39%	1.063 10,35%	1.041 10,13%	949 9,24%	976 9,50%	960 9,35%



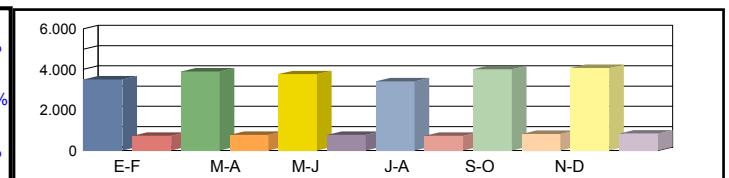
Media Sábados	00h-24h	3.225 14,42%	3.352 14,98%	3.371 15,07%	3.354 14,99%	3.156 14,11%	3.272 14,63%	3.288 14,70%
	06h-22h	2.965 13,92%	2.960 13,89%	3.047 14,30%	3.081 14,47%	2.834 13,31%	2.953 13,87%	2.973 13,96%
	08h-14h	1.340 13,05%	1.226 11,94%	1.433 13,95%	1.347 13,12%	1.501 14,62%	1.551 15,10%	1.400 13,63%



Media Laborales	00h-24h	3.731 16,68%	4.294 19,20%	4.055 18,13%	3.533 15,79%	4.300 19,22%	4.368 19,53%	4.047 18,09%
	06h-22h	3.514 16,50%	4.081 19,16%	3.817 17,92%	3.244 15,23%	4.046 18,99%	4.122 19,35%	3.804 17,86%
	08h-14h	1.692 16,48%	2.103 20,48%	1.807 17,60%	1.583 15,42%	1.711 16,66%	1.810 17,63%	1.784 17,38%



Media Diaria	00h-24h	3.499 17,00%	3.896 16,44%	3.760 16,81%	3.413 17,51%	4.007 16,89%	4.071 16,89%	3.774 16,92%
	06h-22h	3.251 16,58%	3.663 16,09%	3.504 16,45%	3.103 17,14%	3.726 16,50%	3.789 16,47%	3.506 16,54%
	08h-14h	1.504 15,65%	1.849 15,47%	1.647 16,04%	1.430 15,89%	1.554 15,98%	1.654 16,09%	1.606 15,85%



Coeficientes	N						
	L						
Coeficiente	S						

Los datos en color negro corresponden al total de vehículos y los datos en color azul corresponden a vehículos pesados (en %)



Castilla-La Mancha

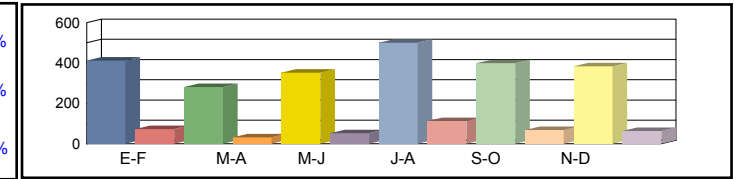
Consejería de Fomento

Estación: CR-123b
Carretera: CM-4128 p.k. 3,50 **Provincia:** CIUDAD REAL
Ubicación: Int. CM-413 (Granatula) - Int. CM-412
Año: 2023
Tipo: COBERTURA

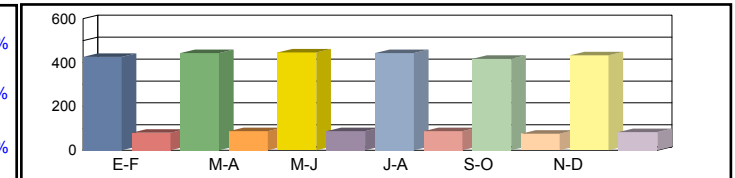
Dirección General de Carreteras

Ene-Feb	Mar-Abr	May-Jun	Jul-Ago	Sep-Oct	Nov-Dic	IMD
---------	---------	---------	---------	---------	---------	-----

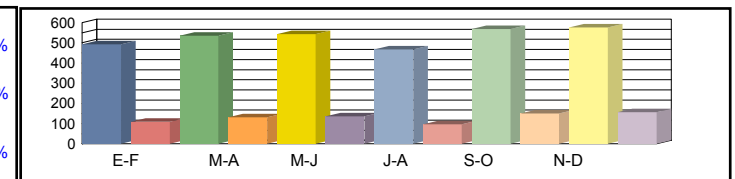
Media Domingos	00h-24h	412 15,20%	281 10,36%	353 13,04%	501 18,47%	399 14,72%	384 14,18%	388 14,33%
	06h-22h	346 11,58%	252 8,42%	310 10,39%	440 14,71%	349 11,67%	327 10,95%	337 11,29%
	08h-14h	123 5,89%	121 5,82%	149 7,18%	146 7,03%	133 6,41%	137 6,59%	135 6,49%



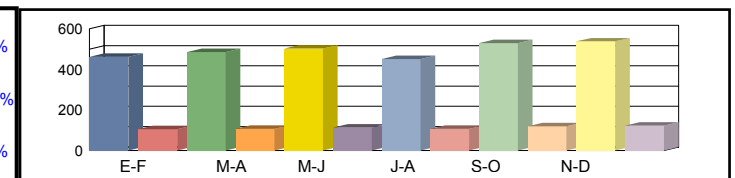
Media Sábados	00h-24h	426 15,73%	443 16,35%	446 16,44%	443 16,36%	417 15,39%	433 15,96%	435 16,04%
	06h-22h	385 12,87%	384 12,84%	395 13,22%	400 13,37%	368 12,30%	383 12,82%	386 12,90%
	08h-14h	188 9,05%	172 8,28%	201 9,68%	189 9,10%	211 10,14%	218 10,47%	196 9,45%



Media Laborales	00h-24h	493 18,20%	536 19,78%	543 20,02%	467 17,23%	568 20,97%	577 21,30%	531 19,58%
	06h-22h	456 15,25%	495 16,57%	505 16,91%	421 14,08%	525 17,56%	535 17,89%	490 16,38%
	08h-14h	238 11,43%	254 12,20%	273 13,11%	222 10,69%	240 11,55%	254 12,23%	247 11,87%



Media Diaria	00h-24h	462 18,54%	486 17,94%	503 18,34%	451 19,10%	529 18,43%	538 18,43%	495 18,46%
	06h-22h	422 15,33%	444 14,87%	464 15,21%	403 15,84%	484 15,26%	492 15,23%	452 15,29%
	08h-14h	212 10,85%	223 10,73%	249 11,13%	200 11,02%	218 11,08%	232 11,16%	222 10,99%



Coeficientes	N							
	L							
Coeficiente	S							

Los datos en color negro corresponden al total de vehículos y los datos en color azul corresponden a vehículos pesados (en %)



Castilla-La Mancha

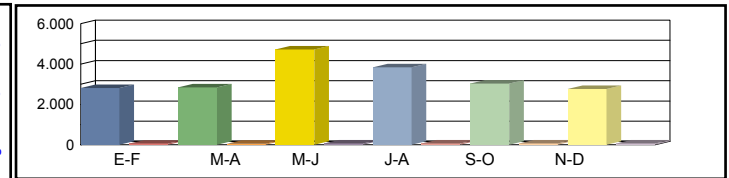
Consejería de Fomento

Estación: CR-125
Carretera: CM-403 p.k. 97,20 **Provincia:** CIUDAD REAL
Ubicación: Las Casas - Ciudad Real
Año: 2023
Tipo: PERMANENTE

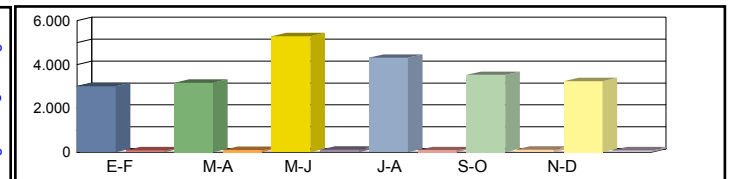
Dirección General de Carreteras

Ene-Feb	Mar-Abr	May-Jun	Jul-Ago	Sep-Oct	Nov-Dic	IMD
---------	---------	---------	---------	---------	---------	-----

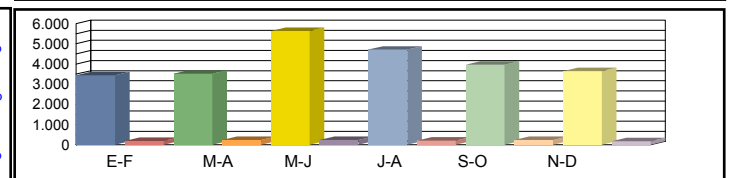
Media	00h-24h	2.808 2,17%	2.847 2,11%	4.716 1,53%	3.844 1,72%	3.037 2,40%	2.774 2,31%	3.338 2,04%
Domingos	06h-22h	2.559 2,23%	2.573 2,14%	4.148 1,49%	3.232 1,58%	2.809 2,17%	2.554 2,23%	2.979 1,97%
	08h-14h	955 2,09%	968 2,07%	1.587 1,64%	1.318 1,67%	1.110 1,98%	1.039 2,02%	1.163 1,91%



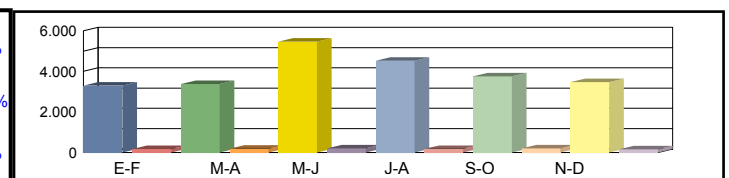
Media	00h-24h	3.008 2,66%	3.164 3,16%	5.284 2,04%	4.308 2,16%	3.523 3,21%	3.235 2,69%	3.754 2,65%
Sábados	06h-22h	2.763 2,75%	2.862 3,18%	4.715 2,08%	3.747 2,27%	3.204 3,25%	2.981 2,82%	3.379 2,72%
	08h-14h	1.205 3,24%	1.288 3,88%	2.133 2,39%	1.681 2,80%	1.490 4,03%	1.422 3,45%	1.536 3,30%



Media	00h-24h	3.449 5,42%	3.529 6,29%	5.635 4,01%	4.715 4,37%	3.959 5,86%	3.656 4,68%	4.157 5,10%
Laborales	06h-22h	3.309 5,53%	3.347 6,39%	5.249 4,15%	4.251 4,66%	3.682 6,11%	3.481 4,80%	3.886 5,27%
	08h-14h	1.323 6,35%	1.342 7,38%	2.082 4,76%	1.792 5,30%	1.489 7,25%	1.422 5,41%	1.575 6,08%



Media	00h-24h	3.291 4,65%	3.375 5,33%	5.468 3,47%	4.529 3,73%	3.759 5,08%	3.464 4,13%	3.981 4,40%
Diaria	06h-22h	3.121 4,77%	3.162 5,47%	5.034 3,60%	4.030 3,97%	3.483 5,25%	3.271 4,25%	3.684 4,55%
	08h-14h	1.251 5,44%	1.279 6,25%	2.024 4,10%	1.708 4,57%	1.433 6,14%	1.365 4,69%	1.510 5,20%



Coeficientes	N	1,04231	1,05438	1,07354	1,10915	1,07523	1,05027	
	L	1,20528	1,17795	0,73771	0,88165	1,05001	1,13704	
Coeficiente	S							0,95801

Los datos en color negro corresponden al total de vehículos y los datos en color azul corresponden a vehículos pesados (en %)



Castilla-La Mancha

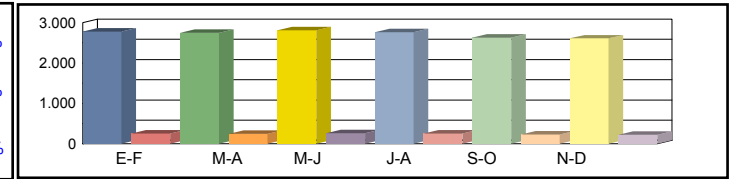
Consejería de Fomento

Estación: CR-125a
Carretera: CM-403 p.k. 91,00 **Provincia:** CIUDAD REAL
Ubicación: Picón - Las Casas
Año: 2023
Tipo: COBERTURA

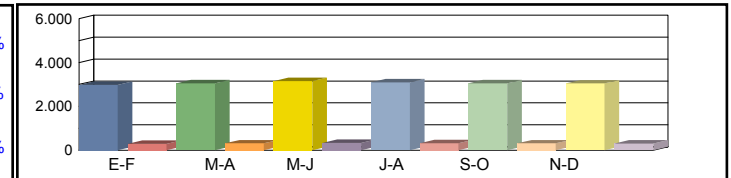
Dirección General de Carreteras

Ene-Feb	Mar-Abr	May-Jun	Jul-Ago	Sep-Oct	Nov-Dic	IMD
---------	---------	---------	---------	---------	---------	-----

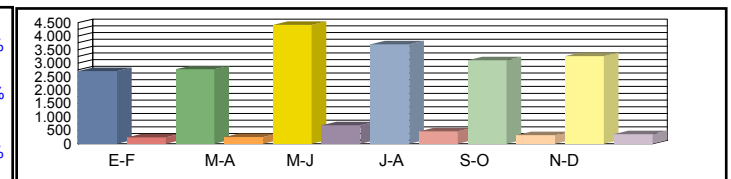
Media	00h-24h	2.781	8,46%	2.749	8,36%	2.811	8,55%	2.766	8,41%	2.633	8,01%	2.610	7,94%	2.725	8,29%
Domingos	06h-22h	2.529	7,87%	2.510	7,81%	2.542	7,91%	2.474	7,69%	2.488	7,74%	2.409	7,49%	2.492	7,75%
	08h-14h	1.001	9,96%	992	9,87%	1.028	10,23%	1.012	10,07%	1.015	10,10%	998	9,93%	1.008	10,03%



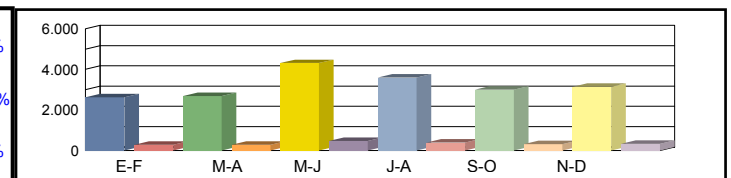
Media	00h-24h	2.979	9,06%	3.055	9,29%	3.149	9,58%	3.100	9,43%	3.054	9,29%	3.044	9,26%	3.064	9,32%
Sábados	06h-22h	2.731	8,49%	2.792	8,68%	2.890	8,99%	2.868	8,92%	2.838	8,83%	2.811	8,74%	2.822	8,78%
	08h-14h	1.263	12,56%	1.320	13,14%	1.382	13,75%	1.290	12,84%	1.363	13,56%	1.366	13,59%	1.331	13,24%



Media	00h-24h	2.704	8,22%	2.767	8,41%	4.418	13,43%	3.696	11,24%	3.104	9,44%	3.259	9,91%	3.325	10,11%
Laborales	06h-22h	2.627	8,17%	2.657	8,26%	4.167	12,96%	3.375	10,50%	2.923	9,09%	3.085	9,59%	3.139	9,76%
	08h-14h	1.101	10,96%	1.117	11,11%	1.733	17,24%	1.492	14,84%	1.239	12,33%	1.311	13,04%	1.332	13,25%



Media	00h-24h	2.614	9,58%	2.680	9,60%	4.310	9,67%	3.590	9,63%	2.991	9,55%	3.135	9,54%	3.220	9,59%
Diaria	06h-22h	2.516	9,19%	2.550	9,21%	4.025	9,27%	3.246	9,23%	2.809	9,22%	2.949	9,17%	3.016	9,21%
	08h-14h	1.058	12,53%	1.079	12,60%	1.693	12,74%	1.440	12,59%	1.206	12,70%	1.274	12,68%	1.292	12,64%



Coeficientes	N						
	L						
Coeficiente	S						

Los datos en color negro corresponden al total de vehículos y los datos en color azul corresponden a vehículos pesados (en %)



Castilla-La Mancha

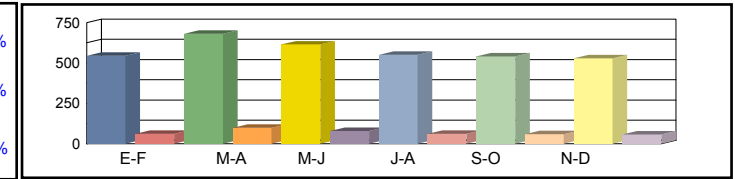
Consejería de Fomento

Estación: CR-129
Carretera: CM-4202 p.k. 49,50 **Provincia:** CIUDAD REAL
Ubicación: Alamillo - Int. N-502
Año: 2023
Tipo: COBERTURA

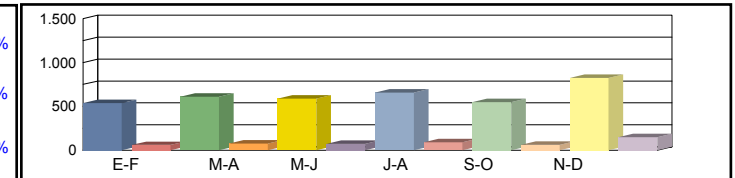
Dirección General de Carreteras

Ene-Feb	Mar-Abr	May-Jun	Jul-Ago	Sep-Oct	Nov-Dic	IMD
---------	---------	---------	---------	---------	---------	-----

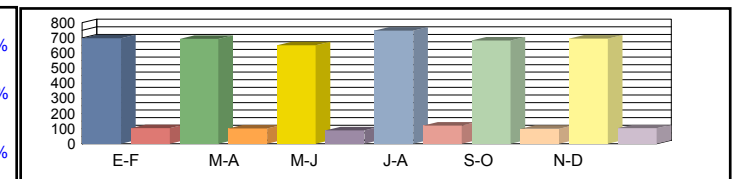
Media Domingos	00h-24h	545 10,14%	681 12,65%	615 11,44%	551 10,24%	542 10,08%	530 9,85%	577 10,73%
	06h-22h	476 8,98%	602 11,37%	549 10,36%	491 9,26%	477 9,01%	462 8,71%	510 9,62%
	08h-14h	212 8,01%	247 9,33%	207 7,83%	218 8,26%	177 6,69%	271 10,26%	222 8,40%



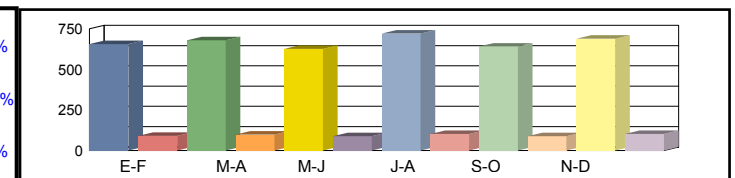
Media Sábados	00h-24h	539 10,01%	609 11,32%	587 10,91%	657 12,21%	547 10,17%	823 15,30%	627 11,66%
	06h-22h	464 8,75%	539 10,17%	534 10,08%	585 11,04%	475 8,97%	736 13,88%	556 10,48%
	08h-14h	235 8,88%	304 11,51%	268 10,12%	312 11,78%	256 9,67%	281 10,62%	276 10,43%



Media Laborales	00h-24h	698 12,97%	692 12,86%	650 12,08%	747 13,89%	682 12,67%	694 12,89%	694 12,89%
	06h-22h	623 11,76%	622 11,74%	592 11,16%	676 12,75%	608 11,47%	620 11,69%	624 11,76%
	08h-14h	313 11,82%	317 11,99%	302 11,44%	334 12,62%	327 12,35%	317 11,99%	318 12,03%



Media Diaria	00h-24h	655 12,07%	679 12,61%	626 12,38%	720 12,39%	641 12,08%	690 12,78%	668 12,38%
	06h-22h	579 10,92%	607 11,46%	570 11,30%	650 11,28%	567 10,95%	613 11,61%	598 11,25%
	08h-14h	287 10,98%	305 11,54%	280 11,13%	318 11,43%	297 10,90%	305 11,54%	299 11,25%



Coeficientes	N							
	L							
Coeficiente	S							

Los datos en color negro corresponden al total de vehículos y los datos en color azul corresponden a vehículos pesados (en %)



Castilla-La Mancha

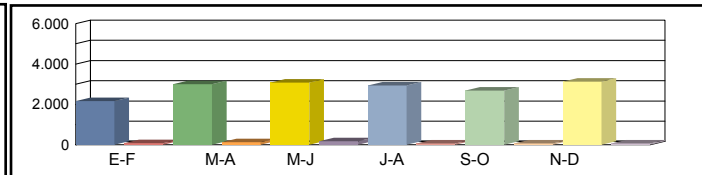
Consejería de Fomento

Estación: CR-13
Carretera: CM-403 p.k. 75,16 **Provincia:** CIUDAD REAL
Ubicación: Porzuna - Int. CM-4135
Año: 2023
Tipo: PRIMARIA

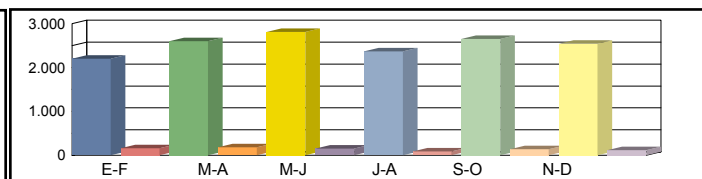
Dirección General de Carreteras

Ene-Feb	Mar-Abr	May-Jun	Jul-Ago	Sep-Oct	Nov-Dic	IMD
---------	---------	---------	---------	---------	---------	-----

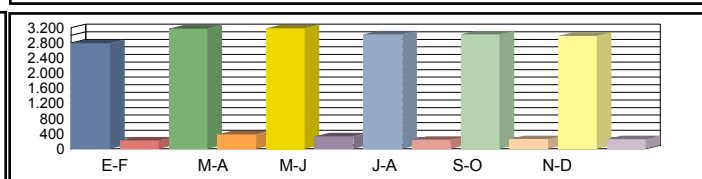
Media 00h-24h	2.161 3,93%	3.004 4,16%	3.077 5,43%	2.946 2,24%	2.689 2,49%	3.128 2,11%	2.834 3,39%
Domingos 06h-22h	1.806 3,43%	2.726 3,56%	2.900 4,69%	2.109 2,42%	2.378 2,10%	2.860 1,47%	2.463 2,95%
08h-14h	599 4,17%	1.039 4,52%	940 8,19%	630 2,38%	1.007 2,09%	1.002 1,90%	870 3,88%



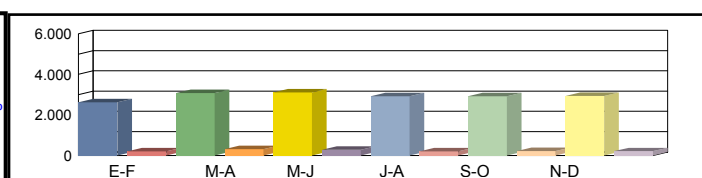
Media 00h-24h	2.200 6,73%	2.604 6,41%	2.814 5,08%	2.365 3,42%	2.649 4,91%	2.542 4,37%	2.529 5,15%
Sábados 06h-22h	1.977 5,56%	2.337 5,91%	2.559 4,26%	1.941 2,68%	2.312 4,54%	2.241 4,02%	2.228 4,49%
08h-14h	944 5,19%	1.113 8,09%	1.101 4,90%	808 2,60%	1.088 4,14%	948 4,11%	1.000 4,84%



Media 00h-24h	2.792 7,31%	3.177 10,67%	3.180 9,34%	3.021 7,38%	3.020 7,91%	2.982 7,88%	3.029 8,42%
Laborales 06h-22h	2.659 6,39%	3.028 10,37%	3.052 8,72%	2.721 7,42%	2.876 7,61%	2.848 7,55%	2.864 8,01%
08h-14h	1.191 7,39%	1.359 11,18%	1.369 10,74%	1.054 8,82%	1.190 9,50%	1.166 9,18%	1.222 9,47%



Media 00h-24h	2.617 6,84%	3.071 9,25%	3.112 8,23%	2.917 6,17%	2.920 6,82%	2.940 6,56%	2.930 7,31%
Diaria 06h-22h	2.440 5,98%	2.886 8,94%	2.960 7,60%	2.522 6,30%	2.724 6,57%	2.763 6,23%	2.716 6,94%
08h-14h	1.070 6,82%	1.278 10,02%	1.270 9,76%	958 7,41%	1.149 7,83%	1.111 7,65%	1.139 8,25%



Coeficientes N	1,05002	1,04921	1,04194	1,11025	1,05007	1,04705	
L	1,08489	0,95342	0,95252	1,00265	1,00298	1,01576	
Coeficiente S							0,96722

Los datos en color negro corresponden al total de vehículos y los datos en color azul corresponden a vehículos pesados (en %)



Castilla-La Mancha

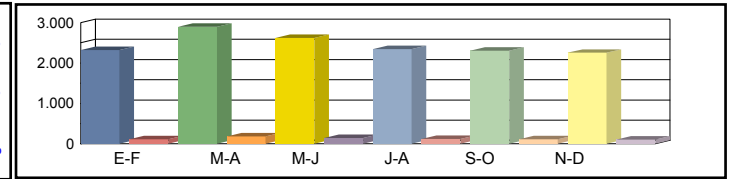
Consejería de Fomento

Estación: CR-130
Carretera: CM-4200 p.k. 1,00 **Provincia:** CIUDAD REAL
Ubicación: Int N-502 (Almadén) - Chillón
Año: 2023
Tipo: COBERTURA

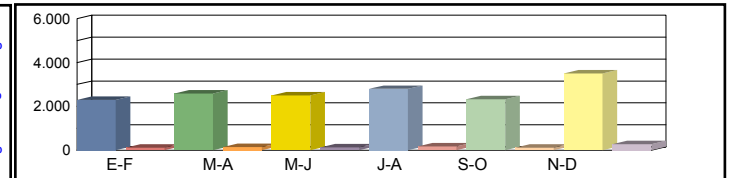
Dirección General de Carreteras

	Ene-Feb	Mar-Abr	May-Jun	Jul-Ago	Sep-Oct	Nov-Dic	IMD
--	---------	---------	---------	---------	---------	---------	-----

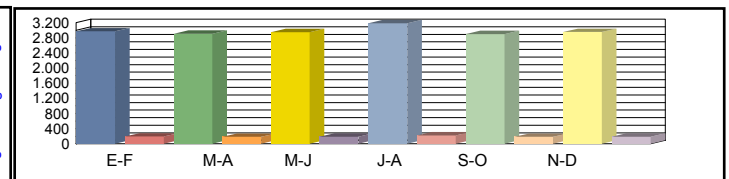
Media Domingos	00h-24h	2.321 4,76%	2.897 5,95%	2.619 5,37%	2.345 4,81%	2.307 4,73%	2.255 4,63%	2.457 5,04%
	06h-22h	2.053 3,62%	2.598 4,59%	2.368 4,18%	2.116 3,74%	2.059 3,64%	1.991 3,52%	2.198 3,88%
	08h-14h	857 2,34%	998 2,73%	838 2,29%	884 2,42%	716 1,96%	1.098 3,00%	898 2,46%



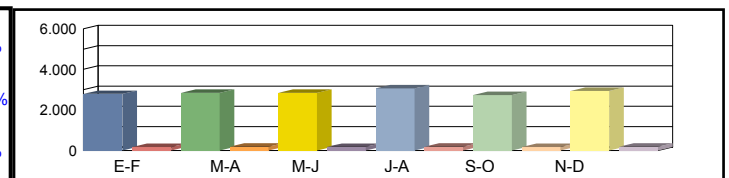
Media Sábados	00h-24h	2.293 4,71%	2.591 5,32%	2.499 5,13%	2.797 5,74%	2.329 4,78%	3.504 7,19%	2.669 5,48%
	06h-22h	1.999 3,53%	2.325 4,11%	2.303 4,07%	2.524 4,46%	2.049 3,62%	3.172 5,60%	2.395 4,23%
	08h-14h	951 2,60%	1.232 3,37%	1.083 2,96%	1.261 3,45%	1.035 2,83%	1.137 3,11%	1.116 3,05%



Media Laborales	00h-24h	2.969 6,09%	2.904 5,96%	2.945 6,04%	3.180 6,53%	2.901 5,95%	2.952 6,06%	2.975 6,11%
	06h-22h	2.688 4,75%	2.648 4,68%	2.682 4,74%	2.913 5,14%	2.621 4,63%	2.671 4,72%	2.704 4,77%
	08h-14h	1.266 3,46%	1.257 3,44%	1.283 3,51%	1.350 3,69%	1.322 3,61%	1.283 3,51%	1.294 3,54%



Media Diaria	00h-24h	2.785 5,67%	2.847 5,93%	2.835 5,82%	3.065 5,82%	2.724 5,68%	2.933 6,01%	2.865 5,82%
	06h-22h	2.500 4,40%	2.586 4,62%	2.583 4,56%	2.801 4,55%	2.446 4,42%	2.642 4,68%	2.593 4,54%
	08h-14h	1.159 3,21%	1.210 3,38%	1.191 3,26%	1.287 3,34%	1.202 3,19%	1.236 3,38%	1.214 3,29%



Coeficientes	N							
	L							
Coeficiente	S							

Los datos en color negro corresponden al total de vehículos y los datos en color azul corresponden a vehículos pesados (en %)



Castilla-La Mancha

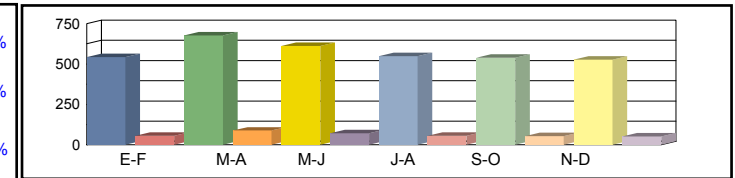
Consejería de Fomento

Estación: CR-131
Carretera: CM-4200 p.k. 11,00 **Provincia:** CIUDAD REAL
Ubicación: Chillón - Límite Provincia con Badajoz
Año: 2023
Tipo: COBERTURA

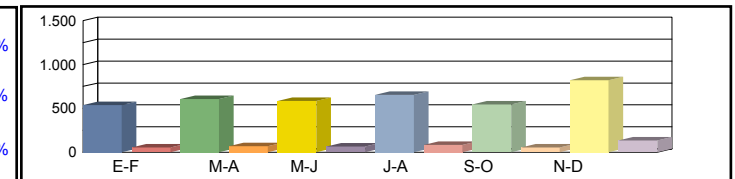
Dirección General de Carreteras

	Ene-Feb	Mar-Abr	May-Jun	Jul-Ago	Sep-Oct	Nov-Dic	IMD
--	---------	---------	---------	---------	---------	---------	-----

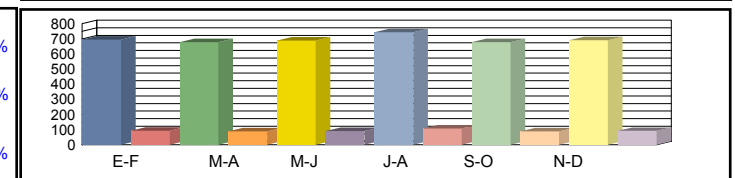
Media Domingos	00h-24h	543 9,27%	678 11,57%	613 10,45%	549 9,36%	540 9,21%	528 9,00%	575 9,81%
	06h-22h	445 6,45%	563 8,17%	513 7,45%	458 6,66%	446 6,47%	431 6,26%	476 6,91%
	08h-14h	154 6,07%	180 7,07%	151 5,94%	159 6,26%	129 5,08%	198 7,78%	162 6,37%



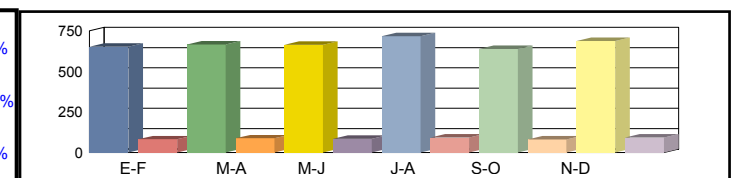
Media Sábados	00h-24h	536 9,15%	606 10,34%	585 9,98%	654 11,16%	545 9,30%	820 13,99%	624 10,65%
	06h-22h	433 6,29%	504 7,31%	499 7,24%	547 7,94%	444 6,44%	687 9,98%	519 7,53%
	08h-14h	171 6,74%	222 8,73%	195 7,67%	227 8,93%	186 7,34%	205 8,05%	201 7,91%



Media Laborales	00h-24h	695 11,85%	679 11,59%	689 11,76%	744 12,69%	679 11,58%	691 11,78%	696 11,88%
	06h-22h	582 8,45%	574 8,33%	581 8,43%	631 9,16%	568 8,24%	579 8,40%	586 8,50%
	08h-14h	228 8,97%	226 8,91%	231 9,09%	243 9,57%	238 9,37%	231 9,09%	233 9,17%



Media Diaria	00h-24h	652 11,03%	666 11,53%	663 11,32%	717 11,33%	638 11,04%	687 11,68%	670 11,32%
	06h-22h	541 7,84%	561 8,24%	560 8,12%	607 8,11%	530 7,87%	573 8,34%	562 8,09%
	08h-14h	209 8,32%	218 8,75%	214 8,44%	232 8,66%	216 8,27%	222 8,76%	218 8,53%



Coeficientes	N							
	L							
Coeficiente	S							

Los datos en color negro corresponden al total de vehículos y los datos en color azul corresponden a vehículos pesados (en %)



Castilla-La Mancha

Consejería de Fomento

Estación: CR-132
Carretera: CM-4202 p.k. 32,00 **Provincia:** CIUDAD REAL
Ubicación: Int CM-4201 (Bienvenida) - Alamillo
Año: 2023
Tipo: COBERTURA

Dirección General de Carreteras

Ene-Feb	Mar-Abr	May-Jun	Jul-Ago	Sep-Oct	Nov-Dic	IMD
---------	---------	---------	---------	---------	---------	-----

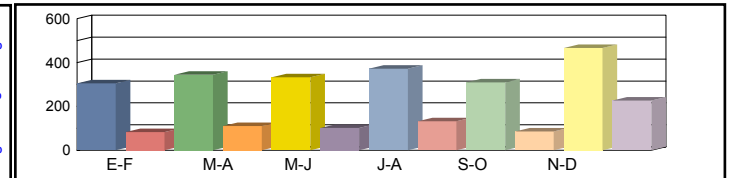
Media 00h-24h
 Domingos 06h-22h
 08h-14h

309 21,72%	386 27,11%	349 24,50%	312 21,94%	307 21,58%	300 21,09%	327 22,99%
269 18,75%	340 23,73%	310 21,63%	277 19,33%	269 18,81%	261 18,19%	288 20,08%
102 16,26%	118 18,94%	99 15,90%	105 16,77%	85 13,59%	130 20,83%	106 17,05%



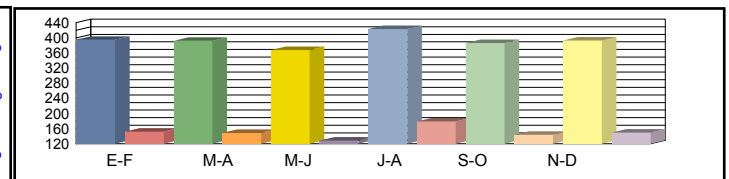
Media 00h-24h
 Sábados 06h-22h
 08h-14h

305 21,45%	345 24,24%	333 23,38%	372 26,16%	310 21,79%	466 32,78%	355 24,97%
262 18,26%	304 21,24%	301 21,03%	330 23,05%	268 18,72%	415 28,98%	313 21,88%
113 18,03%	146 23,37%	128 20,55%	149 23,92%	123 19,65%	135 21,57%	132 21,18%



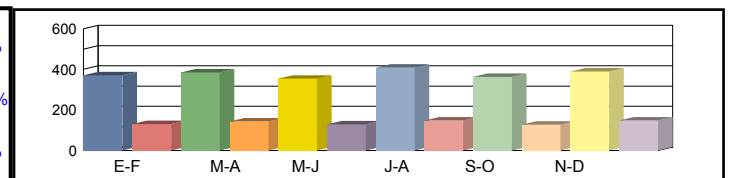
Media 00h-24h
 Laborales 06h-22h
 08h-14h

395 27,78%	392 27,55%	368 25,88%	423 29,75%	386 27,14%	393 27,61%	393 27,62%
352 24,56%	351 24,50%	334 23,30%	381 26,61%	343 23,94%	350 24,40%	352 24,55%
150 24,01%	152 24,34%	145 23,23%	160 25,62%	157 25,08%	152 24,34%	153 24,44%



Media 00h-24h
 Diaria 06h-22h
 08h-14h

371 25,85%	384 27,01%	354 26,52%	408 26,55%	363 25,87%	390 27,38%	378 26,53%
327 22,79%	343 23,93%	322 23,60%	366 23,56%	320 22,86%	346 24,24%	337 23,50%
137 22,29%	146 23,43%	135 22,59%	152 23,20%	143 22,14%	146 23,44%	143 22,85%



Coeficientes N
 L
 Coeficiente S

Los datos en color negro corresponden al total de vehículos y los datos en color azul corresponden a vehículos pesados (en %)



Castilla-La Mancha

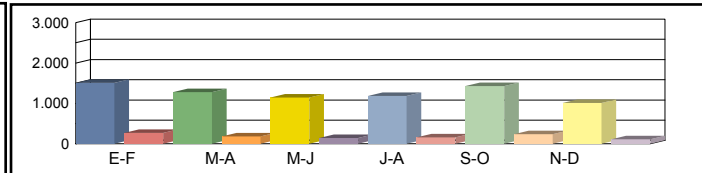
Consejería de Fomento

Estación: CR-134
Carretera: CM-4112 p.k. 4,00 **Provincia:** CIUDAD REAL
Ubicación: Cabezarados - Corral de Calatrava
Año: 2023
Tipo: COBERTURA

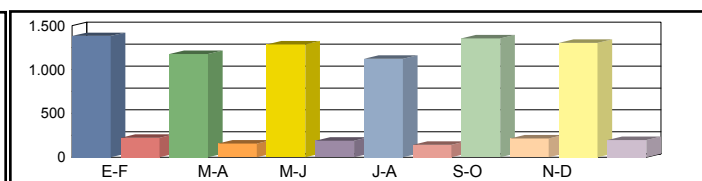
Dirección General de Carreteras

	Ene-Feb	Mar-Abr	May-Jun	Jul-Ago	Sep-Oct	Nov-Dic	IMD
--	---------	---------	---------	---------	---------	---------	-----

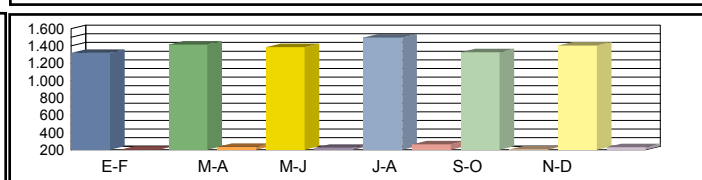
Media Domingos	00h-24h	1.508 15,13%	1.279 12,83%	1.147 11,51%	1.183 11,87%	1.432 14,37%	1.014 10,17%	1.260 12,64%
	06h-22h	1.356 14,42%	1.122 11,92%	1.022 10,87%	1.056 11,22%	1.281 13,61%	895 9,52%	1.122 11,93%
	08h-14h	434 8,48%	297 5,79%	375 7,33%	401 7,83%	390 7,61%	460 8,98%	393 7,67%



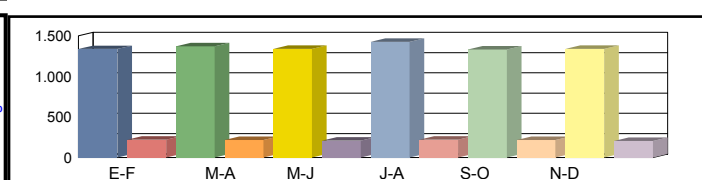
Media Sábados	00h-24h	1.382 13,87%	1.177 11,80%	1.285 12,89%	1.124 11,28%	1.355 13,59%	1.303 13,08%	1.271 12,75%
	06h-22h	1.211 12,88%	994 10,57%	1.109 11,79%	978 10,40%	1.163 12,36%	1.190 12,65%	1.108 11,78%
	08h-14h	584 11,40%	465 9,09%	574 11,21%	515 10,06%	554 10,81%	557 10,88%	542 10,57%



Media Laborales	00h-24h	1.321 13,25%	1.417 14,21%	1.387 13,91%	1.497 15,02%	1.328 13,32%	1.405 14,10%	1.392 13,97%
	06h-22h	1.181 12,56%	1.279 13,59%	1.242 13,20%	1.352 14,37%	1.189 12,64%	1.230 13,07%	1.246 13,24%
	08h-14h	536 10,46%	672 13,11%	603 11,77%	675 13,18%	553 10,81%	599 11,69%	606 11,84%



Media Diaria	00h-24h	1.337 14,08%	1.371 13,46%	1.338 13,43%	1.425 13,25%	1.330 13,93%	1.339 13,26%	1.357 13,57%
	06h-22h	1.192 13,33%	1.225 12,65%	1.192 12,67%	1.282 12,52%	1.183 13,14%	1.173 12,60%	1.208 12,82%
	08h-14h	512 11,25%	601 10,54%	566 11,06%	629 10,97%	519 11,04%	572 11,25%	566 11,02%



Coeficientes	N						
	L						
Coeficiente	S						

Los datos en color negro corresponden al total de vehículos y los datos en color azul corresponden a vehículos pesados (en %)



Castilla-La Mancha

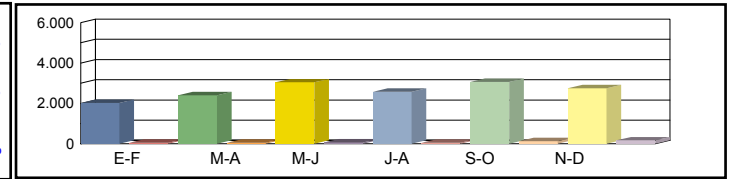
Consejería de Fomento

Estación: CR-137
Carretera: CM-4111 p.k. 7,44 **Provincia:** CIUDAD REAL
Ubicación: Ciudad Real - Int. CRP-5136 (Ballesteros de Cva.)
Año: 2023
Tipo: PERMANENTE

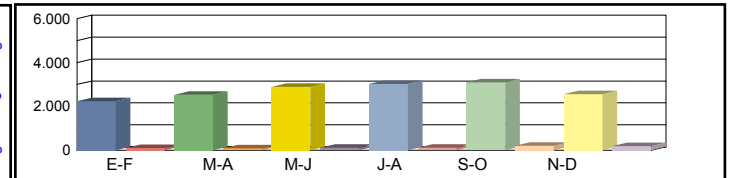
Dirección General de Carreteras

Ene-Feb	Mar-Abr	May-Jun	Jul-Ago	Sep-Oct	Nov-Dic	IMD
---------	---------	---------	---------	---------	---------	-----

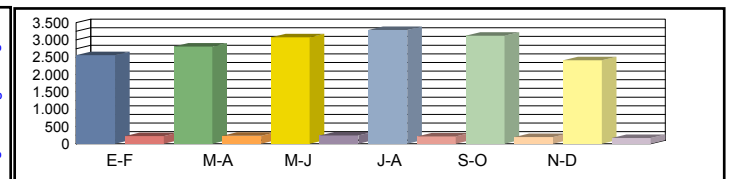
Media	00h-24h	2.028 2,32%	2.404 2,08%	3.043 2,43%	2.580 2,09%	3.066 4,01%	2.749 5,93%	2.645 3,14%
Domingos	06h-22h	1.864 2,36%	2.221 1,89%	2.630 2,36%	1.736 2,13%	2.180 3,53%	2.309 6,37%	2.157 3,11%
	08h-14h	630 2,70%	796 2,39%	978 2,45%	595 2,35%	861 3,72%	797 8,66%	776 3,71%



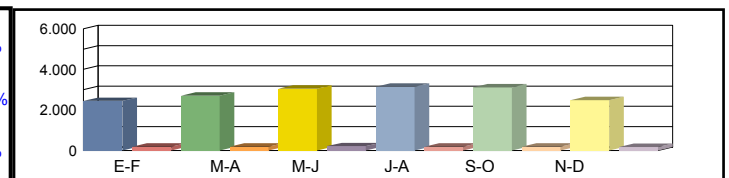
Media	00h-24h	2.240 4,15%	2.527 3,56%	2.888 4,05%	3.022 3,71%	3.097 6,07%	2.551 7,06%	2.721 4,77%
Sábados	06h-22h	2.065 3,92%	2.311 3,33%	2.568 3,82%	1.994 3,71%	2.179 5,78%	2.156 7,65%	2.212 4,70%
	08h-14h	903 4,32%	1.079 3,43%	1.123 4,54%	791 4,30%	830 5,42%	820 8,54%	924 5,09%



Media	00h-24h	2.564 8,00%	2.806 7,70%	3.078 7,37%	3.285 6,24%	3.121 5,99%	2.411 6,59%	2.878 6,98%
Laborales	06h-22h	2.457 7,77%	2.657 7,53%	2.820 7,30%	2.381 6,68%	2.298 5,87%	2.007 7,08%	2.437 7,04%
	08h-14h	960 10,10%	1.047 9,46%	1.090 8,62%	891 6,73%	943 6,15%	707 9,34%	940 8,40%



Media	00h-24h	2.439 6,81%	2.706 6,39%	3.049 6,33%	3.145 5,41%	3.110 5,72%	2.482 6,57%	2.822 6,20%
Diaria	06h-22h	2.313 6,66%	2.541 6,22%	2.762 6,26%	2.231 5,78%	2.264 5,57%	2.073 7,04%	2.364 6,26%
	08h-14h	902 8,54%	1.015 7,68%	1.080 7,31%	834 6,00%	914 5,69%	737 9,09%	914 7,39%



Coeficientes	N	1,04355	1,05608	1,09149	1,37967	1,35814	1,20130	
	L	1,12246	1,02566	0,93502	0,87610	0,92214	1,19370	
Coeficiente	S							0,98064

Los datos en color negro corresponden al total de vehículos y los datos en color azul corresponden a vehículos pesados (en %)



Castilla-La Mancha

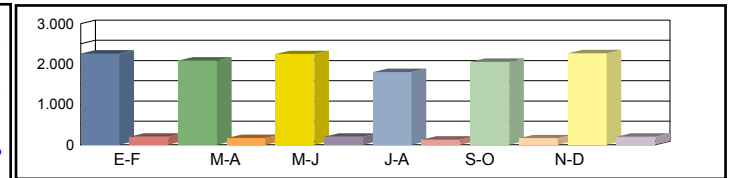
Consejería de Fomento

Estación: CR-139
Carretera: CM-4111 p.k. 21,00 **Provincia:** CIUDAD REAL
Ubicación: Int. CRP-5136 - Aldea del Rey
Año: 2023
Tipo: COBERTURA

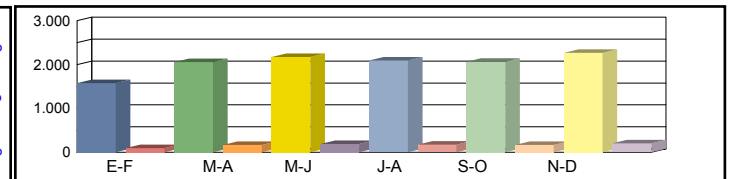
Dirección General de Carreteras

Ene-Feb	Mar-Abr	May-Jun	Jul-Ago	Sep-Oct	Nov-Dic	IMD
---------	---------	---------	---------	---------	---------	-----

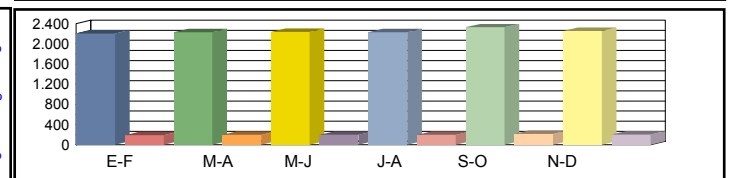
Media Domingos	00h-24h	2.258 8,21%	2.088 7,59%	2.247 8,17%	1.805 6,56%	2.053 7,46%	2.266 8,24%	2.120 7,70%
	06h-22h	2.143 7,88%	1.944 7,15%	2.004 7,37%	1.520 5,59%	1.813 6,67%	1.925 7,08%	1.892 6,96%
	08h-14h	754 5,04%	831 5,56%	811 5,42%	751 5,03%	592 3,96%	713 4,77%	742 4,97%



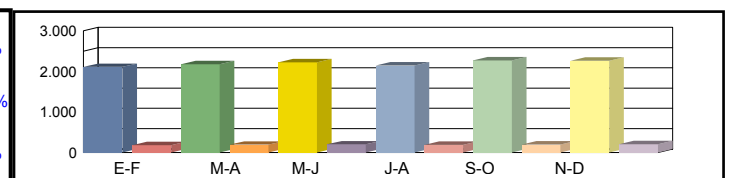
Media Sábados	00h-24h	1.575 5,73%	2.055 7,47%	2.172 7,90%	2.095 7,62%	2.065 7,51%	2.265 8,23%	2.038 7,41%
	06h-22h	1.425 5,24%	1.947 7,16%	2.020 7,43%	1.886 6,94%	1.911 7,03%	2.145 7,89%	1.889 6,95%
	08h-14h	765 5,12%	1.105 7,39%	1.053 7,05%	943 6,31%	909 6,08%	991 6,63%	961 6,43%



Media Laborales	00h-24h	2.203 8,01%	2.229 8,10%	2.238 8,13%	2.232 8,11%	2.328 8,46%	2.256 8,20%	2.248 8,17%
	06h-22h	2.073 7,62%	2.100 7,73%	2.099 7,72%	2.014 7,41%	2.179 8,02%	2.105 7,74%	2.095 7,71%
	08h-14h	1.010 6,76%	942 6,30%	963 6,44%	985 6,59%	1.078 7,21%	1.008 6,75%	998 6,68%



Media Diaria	00h-24h	2.108 7,85%	2.177 8,01%	2.225 8,15%	2.146 7,88%	2.270 8,00%	2.259 8,21%	2.198 8,02%
	06h-22h	1.983 7,41%	2.055 7,58%	2.073 7,65%	1.904 7,32%	2.107 7,49%	2.085 7,67%	2.034 7,52%
	08h-14h	939 6,27%	931 6,67%	942 6,60%	940 6,44%	999 6,25%	963 6,45%	952 6,45%



Coeficientes	N							
	L							
Coeficiente	S							

Los datos en color negro corresponden al total de vehículos y los datos en color azul corresponden a vehículos pesados (en %)



Castilla-La Mancha

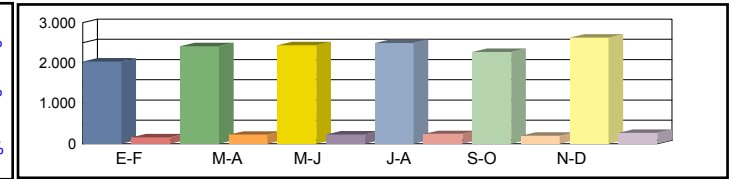
Consejería de Fomento

Estación: CR-13a
Carretera: CM-403 p.k. 78,50 **Provincia:** CIUDAD REAL
Ubicación: Int. CM-4135 - Picón
Año: 2023
Tipo: COBERTURA

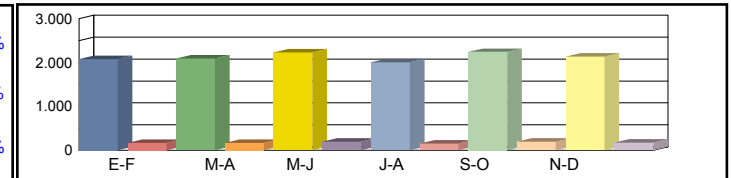
Dirección General de Carreteras

	Ene-Feb	Mar-Abr	May-Jun	Jul-Ago	Sep-Oct	Nov-Dic	IMD
--	---------	---------	---------	---------	---------	---------	-----

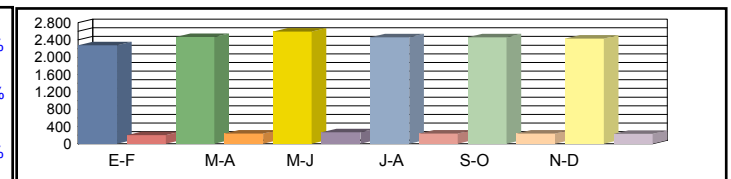
Media Domingos	00h-24h	2.040 7,29%	2.416 8,63%	2.442 8,73%	2.495 8,91%	2.275 8,13%	2.628 9,39%	2.383 8,51%
	06h-22h	1.759 6,29%	2.245 8,03%	2.329 8,33%	1.988 7,11%	2.075 7,42%	2.460 8,80%	2.143 7,66%
	08h-14h	537 5,25%	780 7,62%	711 6,94%	631 6,17%	841 8,22%	866 8,46%	728 7,11%



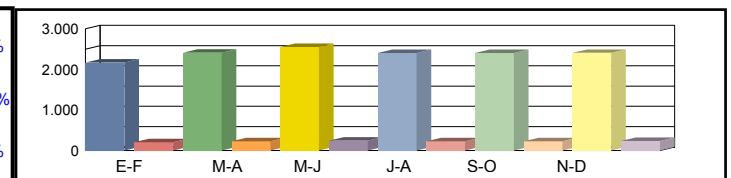
Media Sábados	00h-24h	2.076 7,42%	2.094 7,48%	2.233 7,98%	2.003 7,16%	2.241 8,01%	2.136 7,63%	2.130 7,61%
	06h-22h	1.926 6,89%	1.925 6,88%	2.055 7,35%	1.829 6,54%	2.017 7,21%	1.928 6,89%	1.947 6,96%
	08h-14h	847 8,27%	836 8,16%	832 8,13%	810 7,91%	909 8,88%	819 8,00%	842 8,22%



Media Laborales	00h-24h	2.277 8,14%	2.470 8,83%	2.593 9,27%	2.463 8,80%	2.463 8,80%	2.432 8,69%	2.450 8,75%
	06h-22h	2.207 7,89%	2.377 8,50%	2.533 9,06%	2.258 8,07%	2.387 8,53%	2.364 8,45%	2.354 8,42%
	08h-14h	936 9,14%	960 9,38%	1.075 10,50%	828 8,09%	935 9,13%	916 8,95%	942 9,20%



Media Diaria	00h-24h	2.168 8,41%	2.409 8,61%	2.553 8,69%	2.400 8,60%	2.403 8,61%	2.407 8,74%	2.390 8,61%
	06h-22h	2.065 7,95%	2.294 8,20%	2.477 8,31%	2.131 8,02%	2.292 8,16%	2.312 8,31%	2.262 8,16%
	08h-14h	861 8,63%	917 8,95%	1.015 8,85%	769 8,71%	911 9,14%	884 9,05%	893 8,89%



Coeficientes	N							
	L							
Coeficiente	S							

Los datos en color negro corresponden al total de vehículos y los datos en color azul corresponden a vehículos pesados (en %)



Castilla-La Mancha

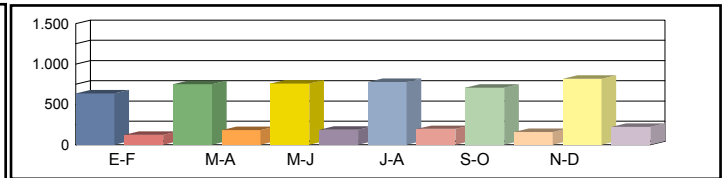
Consejería de Fomento

Estación: CR-13b
Carretera: CM-4114 p.k. 5,00 **Provincia:** CIUDAD REAL
Ubicación: Porzuna - Las Peralosas
Año: 2023
Tipo: COBERTURA

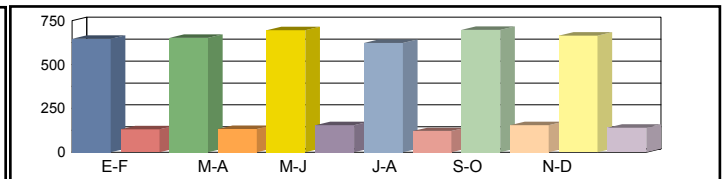
Dirección General de Carreteras

Ene-Feb	Mar-Abr	May-Jun	Jul-Ago	Sep-Oct	Nov-Dic	IMD
---------	---------	---------	---------	---------	---------	-----

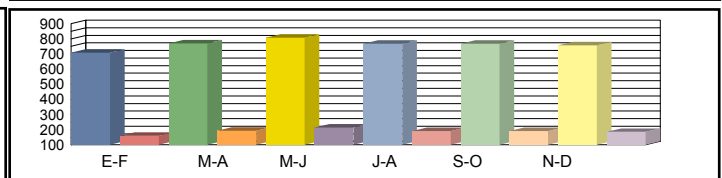
Media Domingos	00h-24h	635 16,54%	752 19,59%	760 19,80%	777 20,23%	708 18,44%	818 21,31%	742 19,32%
	06h-22h	546 13,86%	696 17,69%	722 18,35%	616 15,66%	643 16,35%	763 19,38%	664 16,88%
	08h-14h	202 10,86%	293 15,76%	267 14,35%	237 12,75%	316 16,99%	326 17,49%	274 14,70%



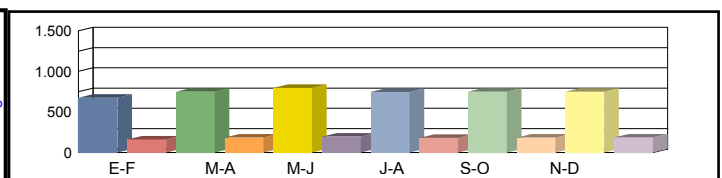
Media Sábados	00h-24h	646 16,84%	652 16,98%	695 18,11%	623 16,24%	698 18,17%	665 17,32%	663 17,27%
	06h-22h	597 15,17%	597 15,16%	637 16,19%	567 14,41%	626 15,89%	598 15,19%	604 15,34%
	08h-14h	318 17,11%	314 16,89%	313 16,81%	304 16,35%	342 18,36%	308 16,55%	316 17,01%



Media Laborales	00h-24h	709 18,46%	769 20,03%	807 21,02%	767 19,97%	767 19,97%	757 19,72%	763 19,86%
	06h-22h	684 17,38%	737 18,72%	785 19,95%	700 17,79%	740 18,80%	733 18,62%	730 18,55%
	08h-14h	352 18,90%	361 19,39%	404 21,72%	311 16,72%	352 18,88%	344 18,50%	354 19,02%



Media Diaria	00h-24h	675 19,07%	750 19,53%	795 19,72%	747 19,51%	748 19,53%	749 19,82%	744 19,53%
	06h-22h	640 17,52%	711 18,07%	768 18,31%	661 17,67%	711 17,98%	717 18,31%	701 17,98%
	08h-14h	324 17,85%	345 18,51%	381 18,30%	289 18,01%	343 18,90%	332 18,71%	336 18,38%



Coeficientes	N							
	L							
Coeficiente	S							

Los datos en color negro corresponden al total de vehículos y los datos en color azul corresponden a vehículos pesados (en %)



Castilla-La Mancha

Consejería de Fomento

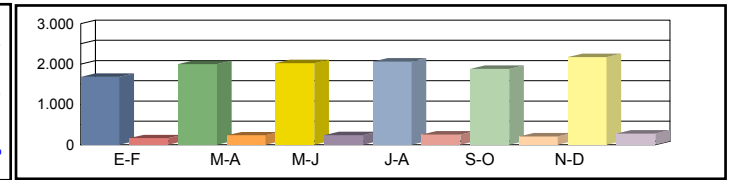
Estación: CR-13c
Carretera: CM-403 p.k. 71,50 **Provincia:** CIUDAD REAL
Ubicación: Int. CM-4106 - Porzuna
Año: 2023
Tipo: COBERTURA

Dirección General de Carreteras

	Ene-Feb	Mar-Abr	May-Jun	Jul-Ago	Sep-Oct	Nov-Dic	IMD
--	---------	---------	---------	---------	---------	---------	-----

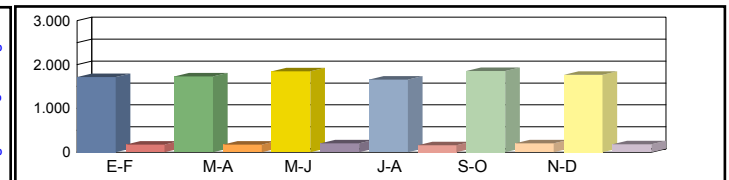
Media 00h-24h
 Domingos 06h-22h
 08h-14h

1.686	8,94%	1.997	10,59%	2.019	10,70%	2.062	10,93%	1.880	9,97%	2.173	11,51%	1.970	10,44%
1.449	7,26%	1.849	9,26%	1.918	9,61%	1.637	8,20%	1.709	8,56%	2.027	10,15%	1.765	8,84%
543	5,14%	789	7,46%	718	6,79%	638	6,03%	850	8,04%	875	8,28%	736	6,96%



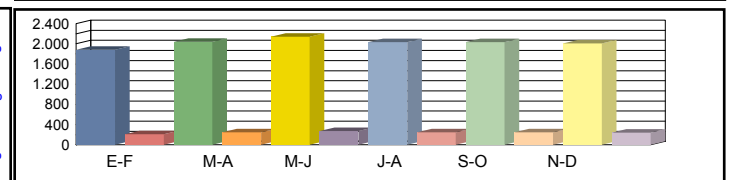
Media 00h-24h
 Sábados 06h-22h
 08h-14h

1.717	9,10%	1.731	9,18%	1.846	9,79%	1.656	8,77%	1.852	9,82%	1.766	9,36%	1.761	9,34%
1.586	7,95%	1.586	7,94%	1.693	8,48%	1.507	7,55%	1.662	8,32%	1.588	7,95%	1.604	8,03%
856	8,09%	845	7,99%	841	7,95%	818	7,74%	919	8,69%	828	7,83%	851	8,05%



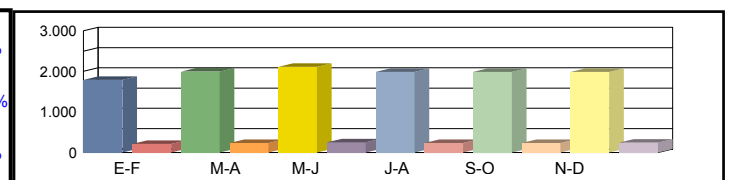
Media 00h-24h
 Laborales 06h-22h
 08h-14h

1.882	9,98%	2.042	10,82%	2.144	11,36%	2.037	10,79%	2.036	10,79%	2.010	10,65%	2.025	10,73%
1.818	9,10%	1.958	9,81%	2.087	10,45%	1.860	9,32%	1.966	9,85%	1.947	9,75%	1.939	9,71%
945	8,94%	970	9,18%	1.087	10,28%	837	7,91%	945	8,93%	926	8,75%	952	9,00%



Media 00h-24h
 Diaria 06h-22h
 08h-14h

1.792	10,31%	1.991	10,55%	2.111	10,66%	1.985	10,55%	1.986	10,56%	1.989	10,71%	1.976	10,56%
1.701	9,18%	1.889	9,46%	2.041	9,59%	1.755	9,25%	1.888	9,42%	1.904	9,59%	1.863	9,41%
870	8,44%	926	8,76%	1.026	8,66%	777	8,52%	921	8,94%	894	8,85%	902	8,70%



Coeficientes N
 L
 Coeficiente S

Los datos en color negro corresponden al total de vehículos y los datos en color azul corresponden a vehículos pesados (en %)



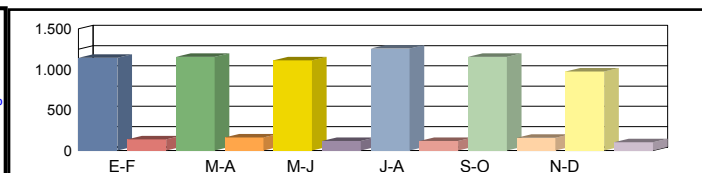
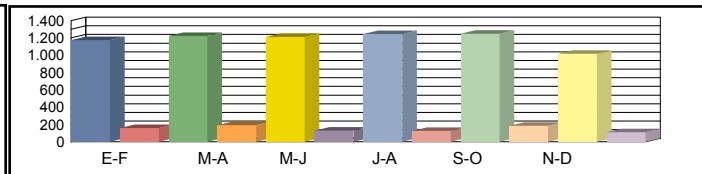
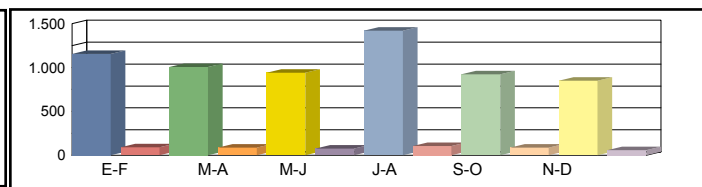
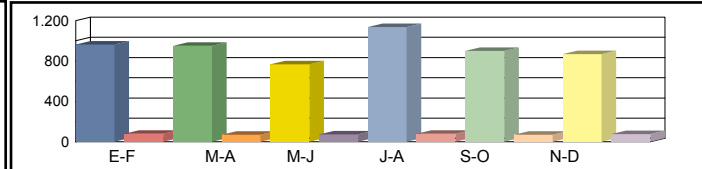
Castilla-La Mancha

Consejería de Fomento

Estación: CR-13d
Carretera: CM-4106 p.k. 99,28 **Provincia:** CIUDAD REAL
Ubicación: El Robledo - Porzuna
Año: 2023
Tipo: PRIMARIA

Dirección General de Carreteras

	Ene-Feb	Mar-Abr	May-Jun	Jul-Ago	Sep-Oct	Nov-Dic	IMD
--	---------	---------	---------	---------	---------	---------	-----



Coeficientes	N	1,09515	1,05877	1,06866	1,15599	1,06655	1,06813	
	L	1,01193	0,96980	0,97858	0,95422	0,95040	1,16585	
Coeficiente	S							0,95226

Los datos en color negro corresponden al total de vehículos y los datos en color azul corresponden a vehículos pesados (en %)



Castilla-La Mancha

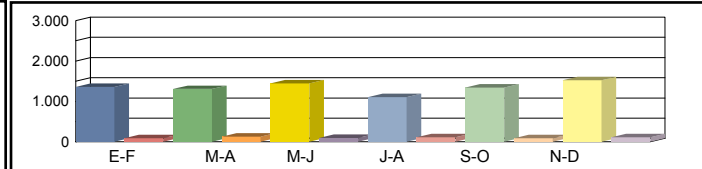
Consejería de Fomento

Estación: CR-141
Carretera: CM-413 p.k. 24,43 **Provincia:** CIUDAD REAL
Ubicación: Aldea del Rey - Argamasilla de Calatrava
Año: 2023
Tipo: PRIMARIA

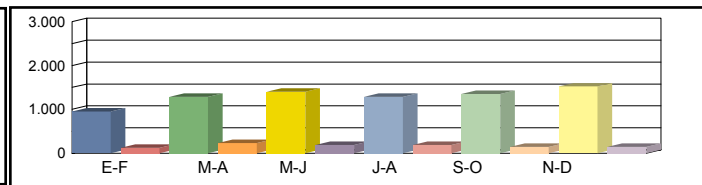
Dirección General de Carreteras

Ene-Feb	Mar-Abr	May-Jun	Jul-Ago	Sep-Oct	Nov-Dic	IMD
---------	---------	---------	---------	---------	---------	-----

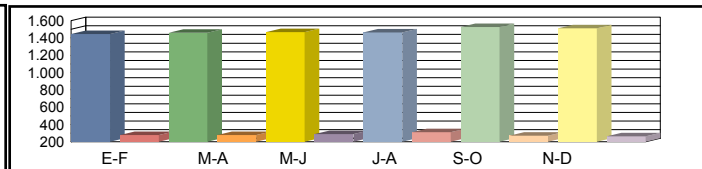
Media Domingos	00h-24h	1.363 6,16%	1.309 8,86%	1.448 6,49%	1.110 9,37%	1.342 6,33%	1.523 7,09%	1.349 7,39%
	06h-22h	1.289 4,73%	1.219 7,47%	1.272 6,53%	875 9,71%	1.161 6,12%	1.264 7,04%	1.180 6,93%
	08h-14h	394 8,88%	438 10,50%	431 9,28%	395 12,66%	329 7,29%	408 7,84%	399 9,41%



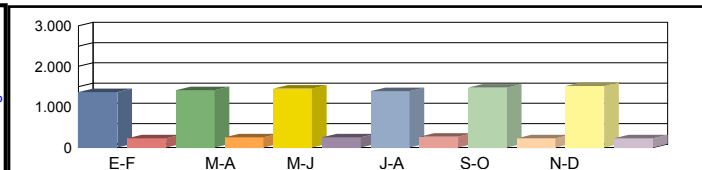
Media Sábados	00h-24h	951 11,36%	1.288 15,30%	1.400 11,79%	1.288 12,66%	1.350 9,56%	1.522 8,54%	1.300 11,53%
	06h-22h	857 9,68%	1.221 15,40%	1.282 11,39%	1.086 11,69%	1.224 7,43%	1.408 6,32%	1.180 10,32%
	08h-14h	400 5,50%	582 17,53%	560 15,18%	496 10,89%	505 5,74%	567 4,59%	518 9,90%



Media Laborales	00h-24h	1.444 16,20%	1.461 16,08%	1.467 16,56%	1.463 17,57%	1.526 15,07%	1.513 14,81%	1.479 16,05%
	06h-22h	1.342 14,83%	1.360 15,15%	1.359 16,41%	1.304 17,71%	1.411 14,17%	1.400 13,79%	1.363 15,34%
	08h-14h	578 15,40%	539 19,11%	551 19,78%	564 19,86%	617 14,59%	613 16,15%	577 17,48%



Media Diaria	00h-24h	1.362 14,32%	1.414 14,99%	1.454 14,44%	1.387 15,93%	1.475 13,22%	1.516 12,80%	1.435 14,28%
	06h-22h	1.266 12,88%	1.320 14,17%	1.336 14,37%	1.212 16,09%	1.348 12,31%	1.382 11,79%	1.311 13,60%
	08h-14h	527 13,66%	531 17,89%	536 17,91%	530 17,92%	560 12,86%	577 13,69%	544 15,66%



Coeficientes	N	1,07601	1,07426	1,07947	1,12193	1,08150	1,08071	
	L	1,02424	1,01232	1,00818	1,01094	0,96920	0,97753	
Coeficiente	S							0,97015

Los datos en color negro corresponden al total de vehículos y los datos en color azul corresponden a vehículos pesados (en %)



Castilla-La Mancha

Consejería de Fomento

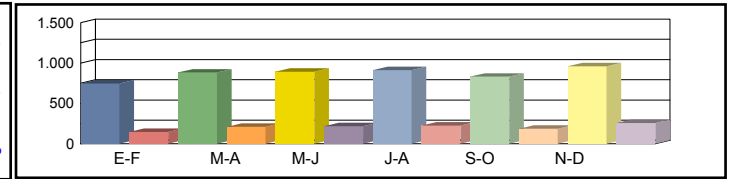
Estación: CR-14b
Carretera: CM-4135 p.k. 4,00 **Provincia:** CIUDAD REAL
Ubicación: Int CM-403(Porzuna) - Piedrabuena
Año: 2023
Tipo: COBERTURA

Dirección General de Carreteras

	Ene-Feb	Mar-Abr	May-Jun	Jul-Ago	Sep-Oct	Nov-Dic	IMD
--	---------	---------	---------	---------	---------	---------	-----

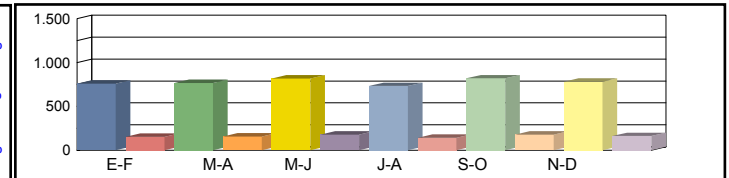
Media 00h-24h
 Domingos 06h-22h
 08h-14h

746 16,37%	883 19,39%	893 19,60%	912 20,02%	832 18,25%	961 21,09%	871 19,12%
628 13,09%	801 16,71%	831 17,33%	709 14,79%	740 15,44%	878 18,31%	764 15,95%
260 6,52%	377 9,46%	343 8,61%	305 7,65%	407 10,20%	418 10,50%	352 8,82%



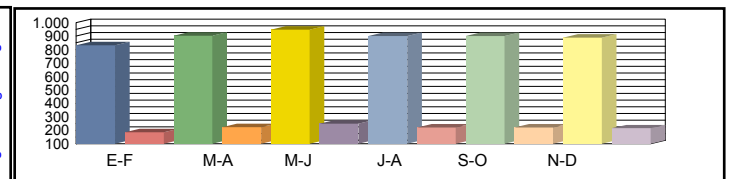
Media 00h-24h
 Sábados 06h-22h
 08h-14h

759 16,66%	766 16,81%	817 17,92%	732 16,07%	819 17,98%	781 17,14%	779 17,10%
687 14,33%	687 14,32%	733 15,29%	653 13,61%	720 15,01%	688 14,35%	695 14,49%
409 10,27%	404 10,14%	402 10,09%	391 9,82%	439 11,02%	396 9,93%	407 10,21%



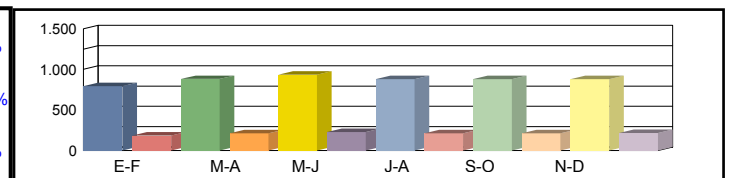
Media 00h-24h
 Laborales 06h-22h
 08h-14h

832 18,27%	903 19,82%	948 20,81%	901 19,77%	900 19,76%	889 19,52%	896 19,66%
787 16,42%	848 17,69%	904 18,85%	806 16,81%	852 17,76%	843 17,59%	840 17,52%
452 11,34%	464 11,64%	520 13,04%	400 10,04%	452 11,33%	443 11,10%	455 11,42%



Media 00h-24h
 Diaria 06h-22h
 08h-14h

792 18,88%	881 19,33%	934 19,52%	878 19,32%	878 19,34%	880 19,62%	874 19,33%
736 16,55%	818 17,07%	884 17,30%	761 16,69%	818 16,99%	824 17,30%	807 16,98%
416 10,71%	443 11,11%	491 10,98%	371 10,81%	441 11,34%	428 11,23%	432 11,03%



Coeficientes N
 L
 Coeficiente S

Los datos en color negro corresponden al total de vehículos y los datos en color azul corresponden a vehículos pesados (en %)



Castilla-La Mancha

Consejería de Fomento

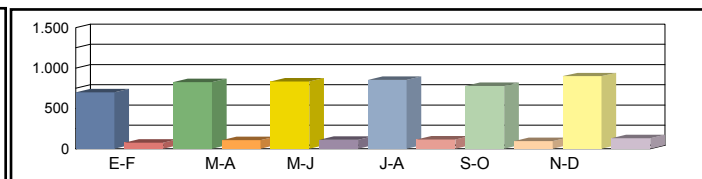
Estación: CR-15a
Carretera: CM-4114 p.k. 23,00 **Provincia:** CIUDAD REAL
Ubicación: Int. CRP-7123 (Cristo Espiritu Sto.) - Malagón
Año: 2023
Tipo: COBERTURA

Dirección General de Carreteras

	Ene-Feb	Mar-Abr	May-Jun	Jul-Ago	Sep-Oct	Nov-Dic	IMD
--	---------	---------	---------	---------	---------	---------	-----

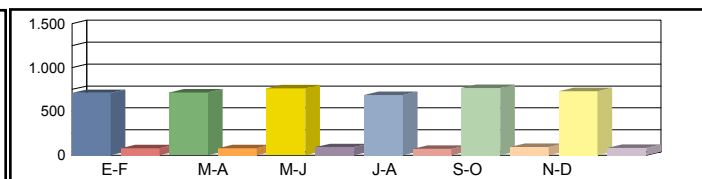
Media 00h-24h
 Domingos 06h-22h
 08h-14h

698	9,87%	827	11,69%	835	11,82%	853	12,07%	778	11,01%	899	12,72%	815	11,53%
587	7,47%	749	9,53%	777	9,88%	663	8,44%	692	8,81%	821	10,44%	715	9,09%
166	3,20%	241	4,65%	220	4,24%	195	3,76%	260	5,02%	268	5,16%	225	4,34%



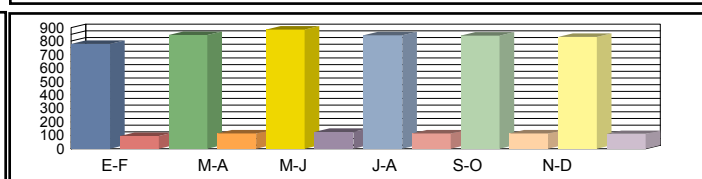
Media 00h-24h
 Sábados 06h-22h
 08h-14h

710	10,05%	717	10,14%	764	10,81%	685	9,69%	767	10,84%	731	10,33%	729	10,31%
643	8,17%	642	8,17%	686	8,72%	610	7,76%	673	8,56%	643	8,18%	650	8,26%
262	5,05%	259	4,98%	257	4,96%	250	4,83%	281	5,42%	253	4,88%	260	5,02%



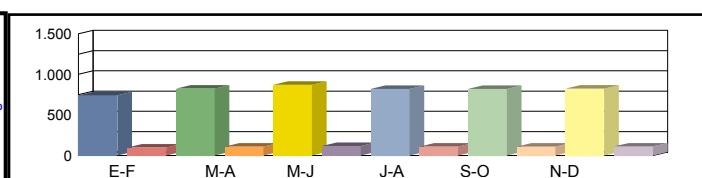
Media 00h-24h
 Laborales 06h-22h
 08h-14h

779	11,02%	845	11,95%	887	12,55%	843	11,92%	842	11,92%	832	11,77%	838	11,85%
736	9,37%	793	10,09%	845	10,75%	753	9,58%	796	10,13%	789	10,03%	785	9,99%
289	5,58%	297	5,72%	333	6,41%	256	4,94%	289	5,57%	283	5,46%	291	5,61%



Media 00h-24h
 Diaria 06h-22h
 08h-14h

742	11,38%	824	11,66%	873	11,77%	821	11,65%	821	11,66%	824	11,83%	818	11,66%
689	9,44%	765	9,73%	826	9,86%	711	9,52%	764	9,69%	772	9,87%	754	9,69%
266	5,27%	284	5,47%	314	5,40%	238	5,32%	282	5,58%	273	5,52%	276	5,43%



Coeficientes N
 L
 Coeficiente S

Los datos en color negro corresponden al total de vehículos y los datos en color azul corresponden a vehículos pesados (en %)



Castilla-La Mancha

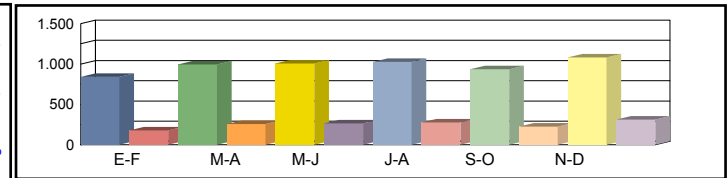
Consejería de Fomento

Estación: CR-15c
Carretera: CM-4114 p.k. 30,00 **Provincia:** CIUDAD REAL
Ubicación: Malagón - Campomojado
Año: 2023
Tipo: COBERTURA

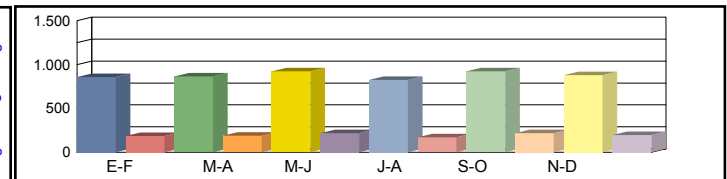
Dirección General de Carreteras

	Ene-Feb	Mar-Abr	May-Jun	Jul-Ago	Sep-Oct	Nov-Dic	IMD
--	---------	---------	---------	---------	---------	---------	-----

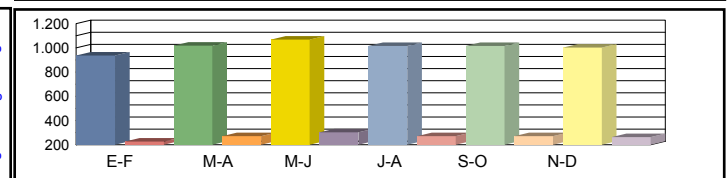
Media Domingos	00h-24h	841 17,44%	996 20,66%	1.007 20,88%	1.028 21,33%	937 19,45%	1.083 22,47%	982 20,37%
	06h-22h	702 14,27%	896 18,21%	930 18,89%	794 16,13%	828 16,83%	982 19,96%	855 17,38%
	08h-14h	242 7,65%	351 11,10%	320 10,11%	284 8,98%	379 11,97%	390 12,32%	328 10,35%



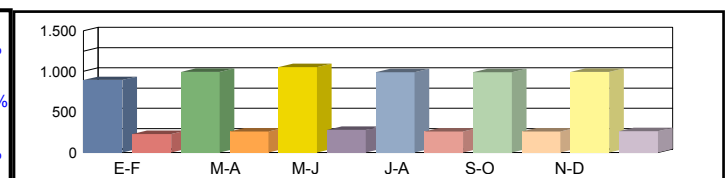
Media Sábados	00h-24h	856 17,75%	863 17,91%	921 19,10%	825 17,12%	924 19,16%	880 18,26%	878 18,22%
	06h-22h	769 15,62%	768 15,62%	820 16,67%	730 14,84%	805 16,37%	770 15,64%	777 15,79%
	08h-14h	381 12,05%	376 11,89%	375 11,84%	364 11,52%	409 12,93%	369 11,65%	379 11,98%



Media Laborales	00h-24h	938 19,47%	1.018 21,12%	1.069 22,17%	1.015 21,06%	1.015 21,06%	1.002 20,79%	1.010 20,95%
	06h-22h	881 17,90%	949 19,28%	1.011 20,55%	902 18,32%	953 19,36%	944 19,18%	940 19,10%
	08h-14h	421 13,31%	432 13,66%	484 15,30%	373 11,78%	421 13,30%	412 13,03%	424 13,40%



Media Diaria	00h-24h	893 20,11%	993 20,60%	1.053 20,80%	989 20,58%	990 20,60%	992 20,90%	985 20,60%
	06h-22h	824 18,04%	916 18,61%	989 18,85%	851 18,20%	915 18,52%	923 18,86%	903 18,51%
	08h-14h	387 12,57%	412 13,04%	457 12,89%	346 12,68%	410 13,31%	398 13,18%	402 12,95%



Coeficientes	N						
	L						
Coeficiente	S						

Los datos en color negro corresponden al total de vehículos y los datos en color azul corresponden a vehículos pesados (en %)



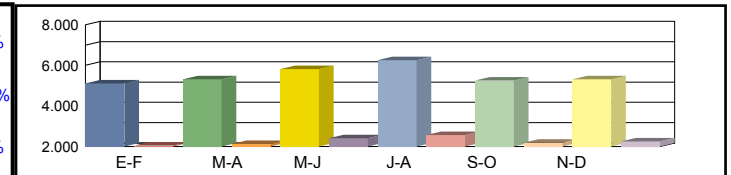
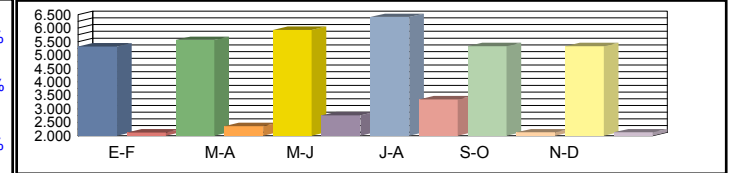
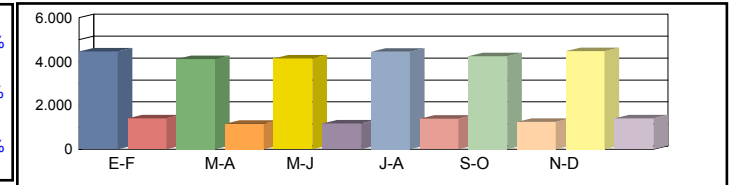
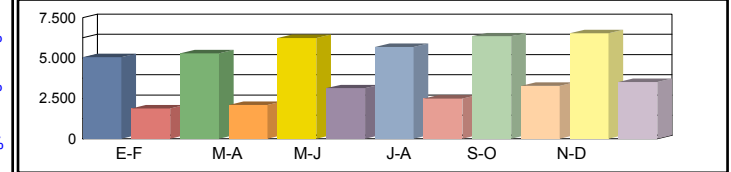
Castilla-La Mancha

Consejería de Fomento

Estación: CR-161
Carretera: CM-420 p.k. 3,00 **Provincia:** CIUDAD REAL
Ubicación: Daimiel - Arenas de San Juan
Año: 2023
Tipo: COBERTURA

Dirección General de Carreteras

	Ene-Feb	Mar-Abr	May-Jun	Jul-Ago	Sep-Oct	Nov-Dic	IMD
--	---------	---------	---------	---------	---------	---------	-----



Coeficientes	N						
	L						
Coeficiente	S						

Los datos en color negro corresponden al total de vehículos y los datos en color azul corresponden a vehículos pesados (en %)



Castilla-La Mancha

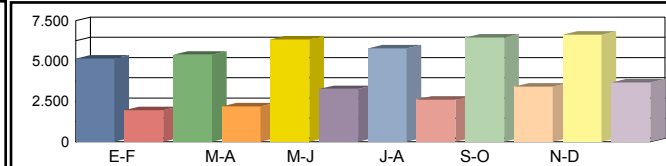
Consejería de Fomento

Estación: CR-162
Carretera: CM-420 p.k. 29,00 **Provincia:** CIUDAD REAL
Ubicación: Int. CM-4120 - Puerto Lápice
Año: 2023
Tipo: COBERTURA

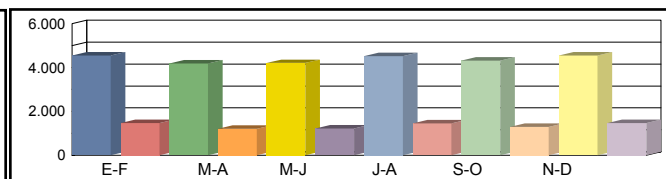
Dirección General de Carreteras

	Ene-Feb	Mar-Abr	May-Jun	Jul-Ago	Sep-Oct	Nov-Dic	IMD
--	---------	---------	---------	---------	---------	---------	-----

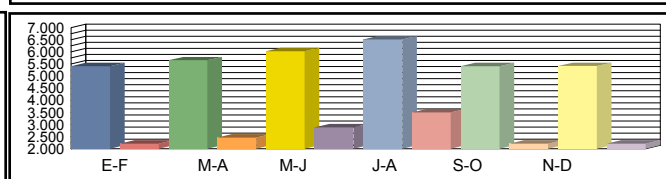
Media Domingos	00h-24h	5.149 27,63%	5.387 28,91%	6.342 34,04%	5.790 31,07%	6.454 34,63%	6.635 35,61%	5.960 31,98%
	06h-22h	4.958 27,48%	5.169 28,65%	6.130 33,98%	5.440 30,15%	6.008 33,30%	6.359 35,24%	5.677 31,47%
	08h-14h	1.402 16,42%	1.610 18,86%	1.887 22,10%	1.755 20,55%	1.719 20,14%	1.582 18,53%	1.659 19,43%



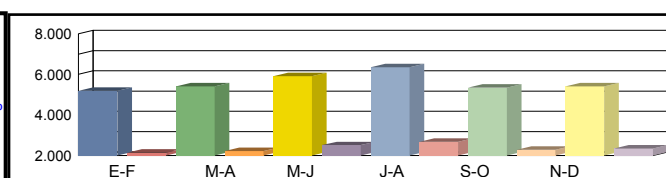
Media Sábados	00h-24h	4.542 24,38%	4.181 22,44%	4.207 22,58%	4.519 24,25%	4.313 23,14%	4.554 24,44%	4.386 23,54%
	06h-22h	4.228 23,43%	3.922 21,74%	4.046 22,43%	4.361 24,17%	4.164 23,08%	4.405 24,41%	4.188 23,21%
	08h-14h	2.250 26,35%	1.981 23,20%	1.972 23,10%	2.352 27,55%	1.555 18,21%	1.754 20,55%	1.977 23,16%



Media Laborales	00h-24h	5.411 29,04%	5.653 30,34%	6.030 32,36%	6.519 34,99%	5.415 29,06%	5.416 29,07%	5.741 30,81%
	06h-22h	5.210 28,88%	5.403 29,95%	5.699 31,59%	6.195 34,34%	5.153 28,56%	5.156 28,58%	5.469 30,32%
	08h-14h	2.235 26,18%	2.334 27,34%	2.346 27,48%	2.597 30,41%	2.329 27,27%	2.352 27,55%	2.366 27,71%



Media Diaria	00h-24h	5.190 29,10%	5.405 29,01%	5.915 29,76%	6.355 29,57%	5.341 29,92%	5.400 30,25%	5.601 29,60%
	06h-22h	4.987 28,66%	5.158 28,59%	5.604 29,45%	6.030 29,15%	5.067 29,44%	5.150 29,91%	5.333 29,20%
	08h-14h	2.096 25,64%	2.180 25,53%	2.230 25,98%	2.508 26,40%	2.130 25,00%	2.160 25,11%	2.217 25,61%



Coeficientes	N							
	L							
Coeficiente	S							

Los datos en color negro corresponden al total de vehículos y los datos en color azul corresponden a vehículos pesados (en %)



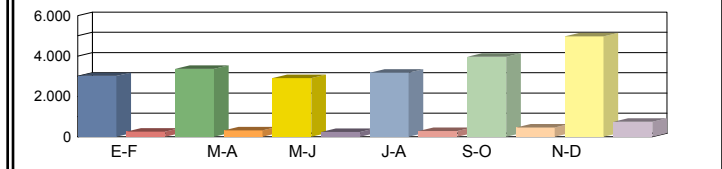
Castilla-La Mancha

Consejería de Fomento

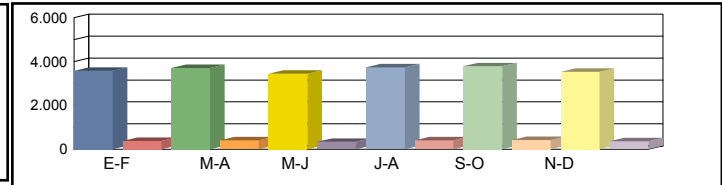
Estación: CR-163g
Carretera: CM-3165 p.k. 4,00 **Provincia:** CIUDAD REAL
Ubicación: Enlace CM-420 (Herencia) - Int CM-42 (Alcazar de San Juan)
Año: 2023
Tipo: COBERTURA

Dirección General de Carreteras

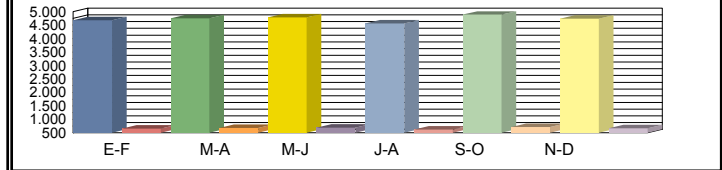
	Ene-Feb	Mar-Abr	May-Jun	Jul-Ago	Sep-Oct	Nov-Dic	IMD
--	---------	---------	---------	---------	---------	---------	-----



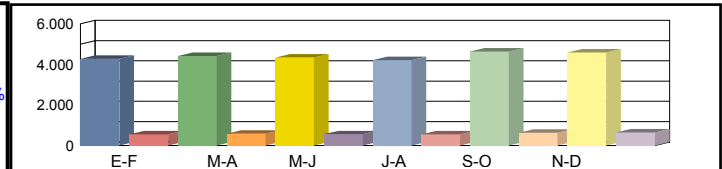
Media 00h-24h	3.012	7,91%	3.374	8,86%	2.908	7,64%	3.179	8,35%	3.965	10,41%	4.977	13,07%	3.569	9,37%
Domingos 06h-22h	2.794	7,49%	3.247	8,70%	2.704	7,24%	2.731	7,32%	3.745	10,03%	4.858	13,01%	3.346	8,96%
08h-14h	1.162	5,97%	1.337	6,87%	1.143	5,87%	1.123	5,77%	1.161	5,96%	1.675	8,60%	1.267	6,51%



Media 00h-24h	3.579	9,40%	3.709	9,74%	3.437	9,03%	3.735	9,81%	3.785	9,94%	3.533	9,28%	3.630	9,53%
Sábados 06h-22h	3.368	9,02%	3.536	9,47%	3.244	8,69%	3.512	9,41%	3.521	9,43%	3.325	8,91%	3.418	9,16%
08h-14h	1.702	8,74%	1.886	9,69%	1.760	9,04%	1.818	9,34%	1.836	9,43%	1.720	8,83%	1.787	9,18%



Media 00h-24h	4.684	12,30%	4.756	12,49%	4.789	12,58%	4.567	11,99%	4.888	12,83%	4.735	12,43%	4.736	12,44%
Laborales 06h-22h	4.657	12,48%	4.641	12,43%	4.637	12,42%	4.370	11,71%	4.780	12,81%	4.652	12,46%	4.623	12,38%
08h-14h	2.205	11,33%	2.193	11,26%	2.179	11,19%	2.096	10,77%	2.261	11,61%	2.201	11,31%	2.189	11,24%



Media 00h-24h	4.273	11,39%	4.409	11,58%	4.333	11,30%	4.211	11,51%	4.629	11,83%	4.592	12,11%	4.408	11,62%
Diaria 06h-22h	4.210	11,24%	4.284	11,48%	4.161	11,16%	3.961	11,27%	4.483	11,66%	4.495	12,01%	4.266	11,47%
08h-14h	1.986	10,15%	2.027	10,41%	1.968	10,17%	1.899	10,20%	2.056	10,24%	2.059	10,54%	1.999	10,29%

Coeficientes	N						
	L						
Coeficiente	S						

Los datos en color negro corresponden al total de vehículos y los datos en color azul corresponden a vehículos pesados (en %)



Castilla-La Mancha

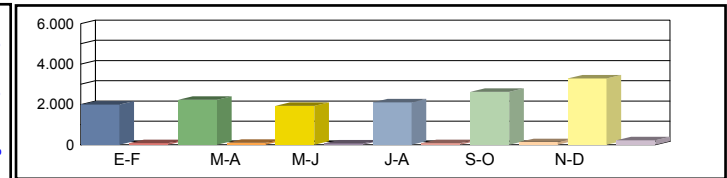
Consejería de Fomento

Estación: CR-163H
Carretera: CM-420 p.k. 42,00 **Provincia:** CIUDAD REAL
Ubicación: Herencia - Enlace CM-42
Año: 2023
Tipo: COBERTURA

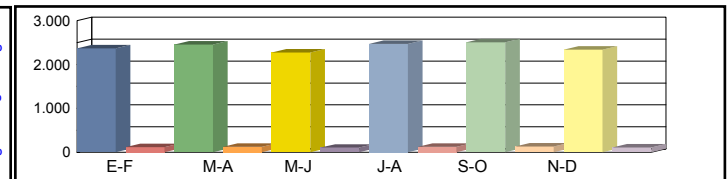
Dirección General de Carreteras

	Ene-Feb	Mar-Abr	May-Jun	Jul-Ago	Sep-Oct	Nov-Dic	IMD
--	---------	---------	---------	---------	---------	---------	-----

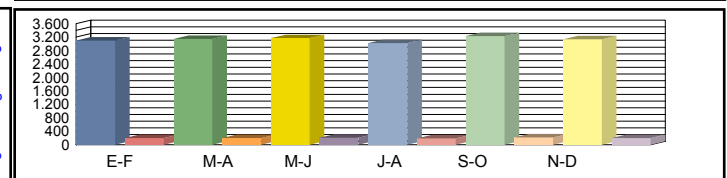
Media Domingos	00h-24h	1.993 3,88%	2.233 4,35%	1.925 3,75%	2.104 4,10%	2.625 5,11%	3.294 6,42%	2.362 4,60%
	06h-22h	1.807 3,53%	2.100 4,10%	1.749 3,42%	1.766 3,45%	2.422 4,73%	3.142 6,14%	2.164 4,23%
	08h-14h	674 2,62%	776 3,02%	663 2,58%	652 2,53%	674 2,62%	972 3,78%	735 2,86%



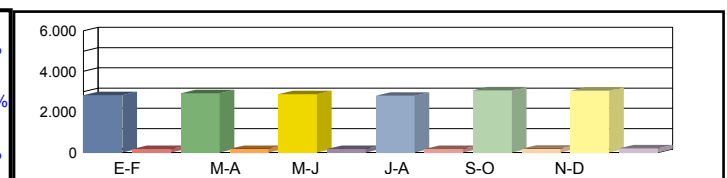
Media Sábados	00h-24h	2.369 4,61%	2.455 4,78%	2.275 4,43%	2.472 4,81%	2.505 4,88%	2.338 4,55%	2.402 4,68%
	06h-22h	2.178 4,25%	2.287 4,47%	2.098 4,10%	2.271 4,44%	2.278 4,45%	2.151 4,20%	2.210 4,32%
	08h-14h	988 3,84%	1.095 4,26%	1.021 3,97%	1.055 4,10%	1.066 4,14%	998 3,88%	1.037 4,03%



Media Laborales	00h-24h	3.100 6,04%	3.148 6,13%	3.170 6,17%	3.023 5,89%	3.235 6,30%	3.134 6,10%	3.135 6,11%
	06h-22h	3.013 5,88%	3.002 5,86%	3.000 5,86%	2.827 5,52%	3.092 6,04%	3.009 5,88%	2.990 5,84%
	08h-14h	1.280 4,98%	1.273 4,95%	1.265 4,92%	1.217 4,73%	1.312 5,10%	1.278 4,97%	1.271 4,94%



Media Diaria	00h-24h	2.828 5,59%	2.918 5,68%	2.868 5,55%	2.787 5,65%	3.064 5,81%	3.040 5,95%	2.918 5,70%
	06h-22h	2.724 5,30%	2.771 5,41%	2.692 5,26%	2.562 5,31%	2.900 5,50%	2.907 5,66%	2.759 5,41%
	08h-14h	1.153 4,46%	1.177 4,57%	1.143 4,47%	1.102 4,48%	1.193 4,50%	1.195 4,63%	1.160 4,52%



Coeficientes	N							
	L							
Coeficiente	S							

Los datos en color negro corresponden al total de vehículos y los datos en color azul corresponden a vehículos pesados (en %)



Castilla-La Mancha

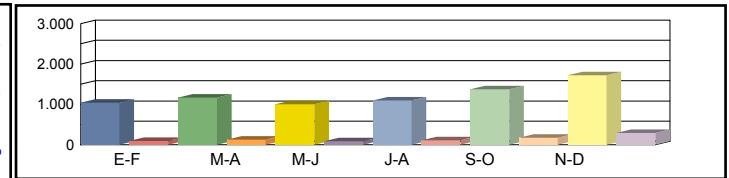
Consejería de Fomento

Estación: cr-163i
Carretera: CM-420 p.k. 62,50 **Provincia:** CIUDAD REAL
Ubicación: Enlace CM-42 - Int. CM-3105 (Campo de Criptana)
Año: 2023
Tipo: COBERTURA

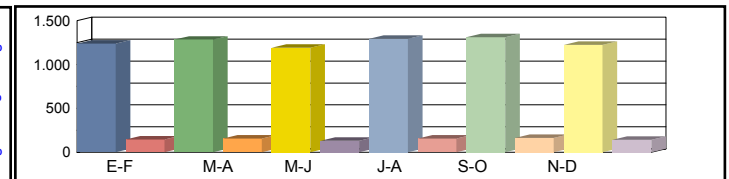
Dirección General de Carreteras

Ene-Feb	Mar-Abr	May-Jun	Jul-Ago	Sep-Oct	Nov-Dic	IMD
---------	---------	---------	---------	---------	---------	-----

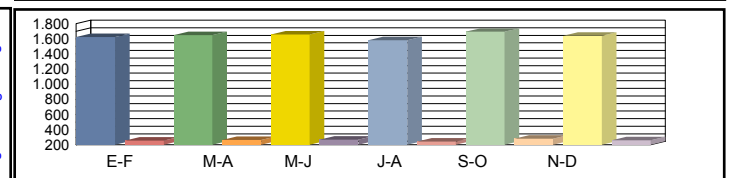
Media Domingos	00h-24h	1.043 8,77%	1.168 9,82%	1.007 8,46%	1.101 9,25%	1.373 11,54%	1.723 14,49%	1.236 10,39%
	06h-22h	943 8,07%	1.096 9,38%	913 7,81%	922 7,89%	1.264 10,81%	1.640 14,03%	1.130 9,66%
	08h-14h	306 6,80%	352 7,82%	301 6,68%	296 6,57%	305 6,79%	441 9,80%	334 7,41%



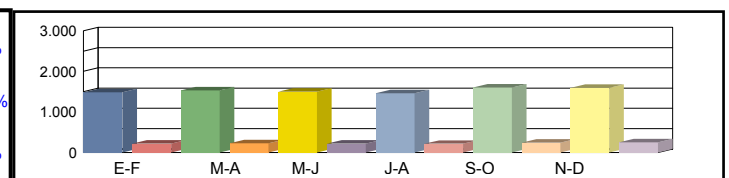
Media Sábados	00h-24h	1.239 10,42%	1.284 10,80%	1.190 10,01%	1.293 10,87%	1.311 11,02%	1.223 10,28%	1.257 10,56%
	06h-22h	1.137 9,72%	1.194 10,21%	1.095 9,37%	1.186 10,14%	1.189 10,17%	1.123 9,60%	1.154 9,87%
	08h-14h	448 9,95%	496 11,03%	463 10,29%	478 10,63%	483 10,74%	453 10,06%	470 10,45%



Media Laborales	00h-24h	1.622 13,63%	1.647 13,84%	1.659 13,94%	1.581 13,29%	1.693 14,23%	1.640 13,78%	1.640 13,79%
	06h-22h	1.573 13,45%	1.567 13,40%	1.566 13,39%	1.475 12,62%	1.614 13,80%	1.571 13,43%	1.561 13,35%
	08h-14h	580 12,90%	577 12,82%	573 12,74%	552 12,26%	595 13,22%	579 12,87%	576 12,80%



Media Diaria	00h-24h	1.480 12,63%	1.527 12,83%	1.501 12,53%	1.458 12,76%	1.603 13,11%	1.591 13,43%	1.527 12,88%
	06h-22h	1.422 12,11%	1.446 12,37%	1.405 12,03%	1.337 12,15%	1.514 12,57%	1.518 12,95%	1.440 12,36%
	08h-14h	522 11,55%	533 11,85%	518 11,59%	500 11,62%	541 11,66%	542 12,00%	526 11,71%



Coeficientes	N							
	L							
Coeficiente	S							

Los datos en color negro corresponden al total de vehículos y los datos en color azul corresponden a vehículos pesados (en %)



Castilla-La Mancha

Consejería de Fomento

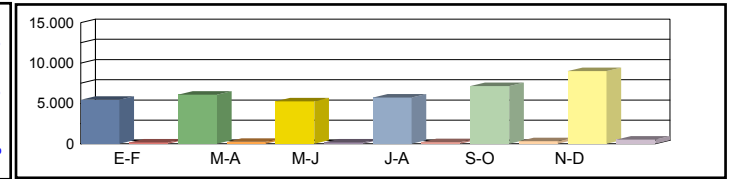
Estación: CR-164
Carretera: CM-3166 p.k. 2,50 **Provincia:** CIUDAD REAL
Ubicación: Alcázar de San Juan - Enlace CM- 420
Año: 2023
Tipo: COBERTURA

Dirección General de Carreteras

Ene-Feb	Mar-Abr	May-Jun	Jul-Ago	Sep-Oct	Nov-Dic	IMD
---------	---------	---------	---------	---------	---------	-----

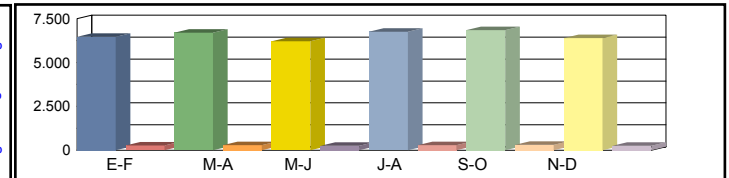
Media 00h-24h
 Domingos 06h-22h
 08h-14h

5.444	3,35%	6.099	3,75%	5.257	3,24%	5.747	3,54%	7.168	4,41%	8.997	5,54%	6.452	3,97%
4.987	3,21%	5.796	3,73%	4.826	3,11%	4.874	3,14%	6.684	4,31%	8.671	5,58%	5.973	3,85%
1.716	3,22%	1.974	3,71%	1.687	3,17%	1.659	3,12%	1.714	3,22%	2.473	4,65%	1.870	3,51%



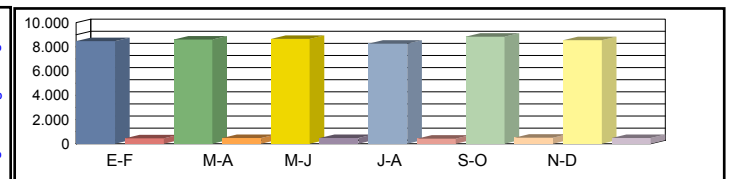
Media 00h-24h
 Sábados 06h-22h
 08h-14h

6.470	3,98%	6.705	4,13%	6.214	3,82%	6.752	4,16%	6.842	4,21%	6.386	3,93%	6.562	4,04%
6.011	3,87%	6.312	4,07%	5.790	3,73%	6.268	4,04%	6.286	4,05%	5.935	3,82%	6.100	3,93%
2.513	4,72%	2.784	5,23%	2.598	4,88%	2.684	5,04%	2.711	5,09%	2.539	4,77%	2.638	4,96%



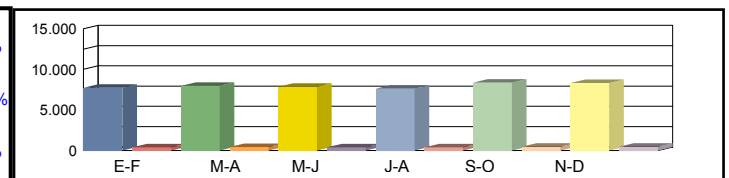
Media 00h-24h
 Laborales 06h-22h
 08h-14h

8.468	5,21%	8.598	5,29%	8.658	5,33%	8.256	5,08%	8.836	5,44%	8.560	5,27%	8.563	5,27%
8.313	5,35%	8.284	5,34%	8.277	5,33%	7.800	5,02%	8.533	5,50%	8.304	5,35%	8.252	5,31%
3.256	6,12%	3.238	6,08%	3.217	6,04%	3.095	5,82%	3.338	6,27%	3.250	6,11%	3.232	6,07%



Media 00h-24h
 Diaria 06h-22h
 08h-14h

7.725	4,83%	7.971	4,91%	7.834	4,79%	7.612	4,88%	8.368	5,01%	8.302	5,13%	7.969	4,92%
7.515	4,82%	7.647	4,93%	7.427	4,79%	7.070	4,84%	8.004	5,00%	8.023	5,16%	7.614	4,92%
2.933	5,48%	2.993	5,62%	2.906	5,50%	2.804	5,51%	3.036	5,53%	3.040	5,69%	2.952	5,56%



Coeficientes N
 L
 Coeficiente S

Los datos en color negro corresponden al total de vehículos y los datos en color azul corresponden a vehículos pesados (en %)



Castilla-La Mancha

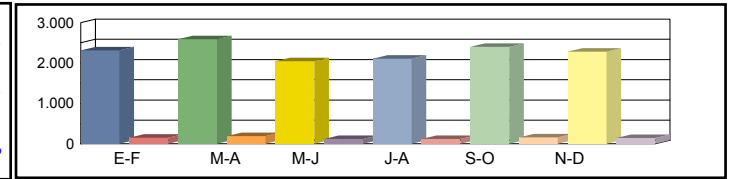
Consejería de Fomento

Estación: CR-165
Carretera: CM-420 p.k. 78,00 **Provincia:** CIUDAD REAL
Ubicación: Int. CM-3105 (Campo de Criptana) - Pedro Muñoz
Año: 2023
Tipo: COBERTURA

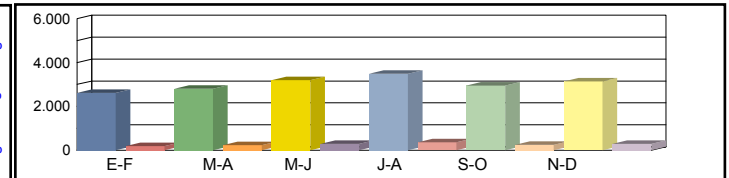
Dirección General de Carreteras

Ene-Feb	Mar-Abr	May-Jun	Jul-Ago	Sep-Oct	Nov-Dic	IMD
---------	---------	---------	---------	---------	---------	-----

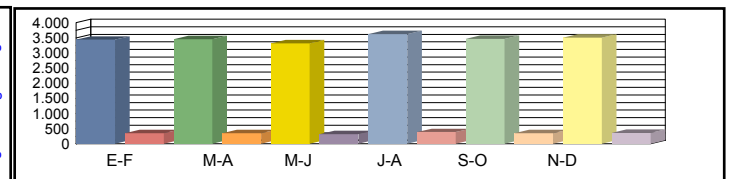
Media	00h-24h	2.311 6,16%	2.591 6,91%	2.048 5,46%	2.108 5,62%	2.400 6,40%	2.286 6,10%	2.291 6,11%
Domingos	06h-22h	2.160 5,90%	2.401 6,56%	1.847 5,04%	1.751 4,78%	2.051 5,60%	1.949 5,32%	2.026 5,53%
	08h-14h	759 6,34%	1.005 8,40%	635 5,30%	571 4,77%	651 5,44%	660 5,51%	714 5,96%



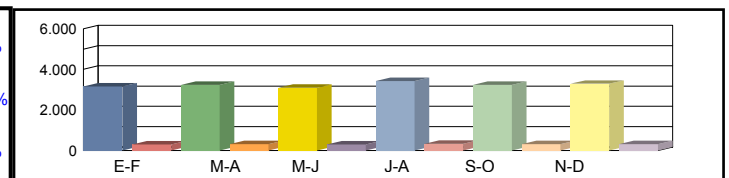
Media	00h-24h	2.610 6,96%	2.805 7,48%	3.190 8,51%	3.485 9,30%	2.953 7,88%	3.134 8,36%	3.030 8,08%
Sábados	06h-22h	2.367 6,46%	2.538 6,93%	2.547 6,96%	3.177 8,68%	2.666 7,28%	2.847 7,78%	2.690 7,35%
	08h-14h	932 7,78%	1.148 9,59%	1.001 8,36%	1.325 11,07%	1.123 9,38%	972 8,12%	1.084 9,05%



Media	00h-24h	3.438 9,17%	3.453 9,21%	3.316 8,85%	3.623 9,66%	3.461 9,23%	3.503 9,34%	3.466 9,24%
Laborales	06h-22h	3.328 9,09%	3.342 9,13%	3.225 8,81%	3.424 9,35%	3.363 9,18%	3.417 9,33%	3.350 9,15%
	08h-14h	1.405 11,73%	1.340 11,19%	1.205 10,06%	1.410 11,77%	1.317 11,00%	1.416 11,82%	1.349 11,27%



Media	00h-24h	3.156 8,45%	3.237 8,63%	3.087 8,57%	3.426 8,71%	3.239 8,62%	3.288 8,64%	3.239 8,61%
Diaria	06h-22h	3.021 8,28%	3.093 8,45%	2.909 8,23%	3.167 8,44%	3.080 8,36%	3.141 8,39%	3.068 8,36%
	08h-14h	1.257 10,01%	1.265 10,56%	1.071 9,95%	1.292 10,26%	1.190 10,11%	1.258 9,94%	1.222 10,14%



Coeficientes	N							
	L							
Coeficiente	S							

Los datos en color negro corresponden al total de vehículos y los datos en color azul corresponden a vehículos pesados (en %)



Castilla-La Mancha

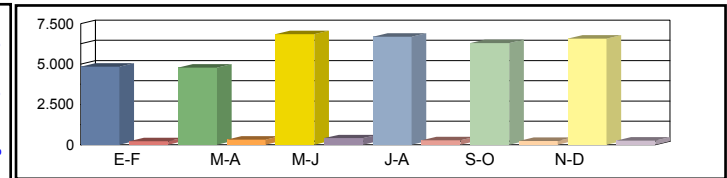
Consejería de Fomento

Estación: CR-167
Carretera: CM-420 p.k. 21,74 **Provincia:** CIUDAD REAL
Ubicación: Arenas de San Juan - Int. CM-4120
Año: 2023
Tipo: PRIMARIA

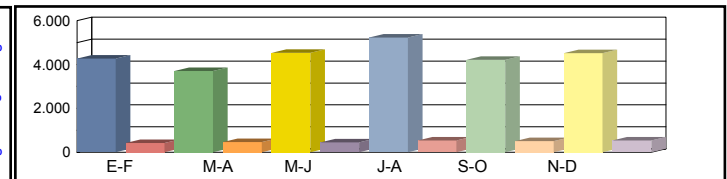
Dirección General de Carreteras

Ene-Feb	Mar-Abr	May-Jun	Jul-Ago	Sep-Oct	Nov-Dic	IMD
---------	---------	---------	---------	---------	---------	-----

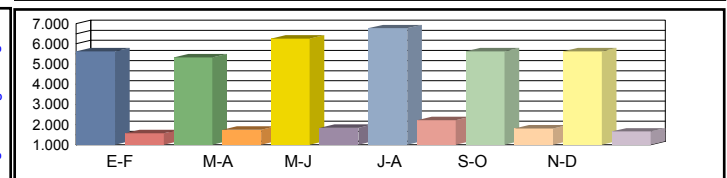
Media Domingos	00h-24h	4.844 4,42%	4.779 6,36%	6.844 5,70%	6.698 4,06%	6.303 3,82%	6.575 3,98%	6.007 4,72%
	06h-22h	4.496 3,25%	4.489 5,90%	6.299 5,67%	5.996 3,85%	5.582 3,64%	6.040 3,82%	5.484 4,36%
	08h-14h	1.204 4,07%	1.321 6,51%	1.728 4,98%	1.815 4,52%	1.494 4,22%	1.395 5,88%	1.493 5,03%



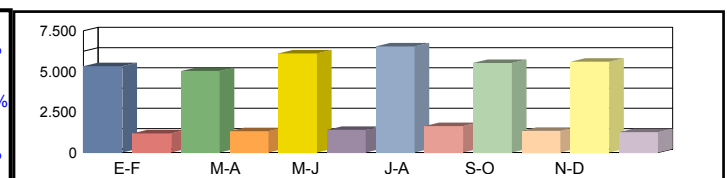
Media Sábados	00h-24h	4.273 8,92%	3.709 11,08%	4.540 8,92%	5.228 9,24%	4.212 10,83%	4.513 10,70%	4.412 9,95%
	06h-22h	3.834 8,09%	3.406 10,69%	4.158 8,75%	4.807 8,72%	3.869 11,06%	4.184 10,80%	4.043 9,68%
	08h-14h	1.932 10,87%	1.625 9,42%	1.806 10,41%	2.433 8,01%	1.351 15,69%	1.547 13,83%	1.782 11,37%



Media Laborales	00h-24h	5.621 21,88%	5.323 24,72%	6.264 22,72%	6.772 24,69%	5.625 24,28%	5.626 22,79%	5.872 23,51%
	06h-22h	5.194 21,85%	4.991 23,88%	5.681 22,83%	6.176 24,63%	5.137 24,72%	5.140 23,44%	5.386 23,56%
	08h-14h	2.178 21,63%	2.091 29,08%	2.286 24,15%	2.530 27,83%	2.269 25,25%	2.292 23,17%	2.274 25,18%



Media Diaria	00h-24h	5.318 18,13%	5.015 20,78%	6.100 18,52%	6.540 19,91%	5.521 19,49%	5.602 18,24%	5.683 19,18%
	06h-22h	4.900 17,88%	4.692 20,06%	5.552 18,55%	5.955 19,82%	5.020 19,88%	5.132 18,67%	5.208 19,14%
	08h-14h	2.004 18,66%	1.915 24,49%	2.137 20,26%	2.414 22,45%	2.028 22,14%	2.058 20,51%	2.093 21,42%



Coeficientes	N	1,08221	1,06652	1,10262	1,09650	1,09500	1,09455	
	L	1,04465	1,10314	0,93742	0,86710	1,04391	1,04373	
Coeficiente	S							0,96776

Los datos en color negro corresponden al total de vehículos y los datos en color azul corresponden a vehículos pesados (en %)



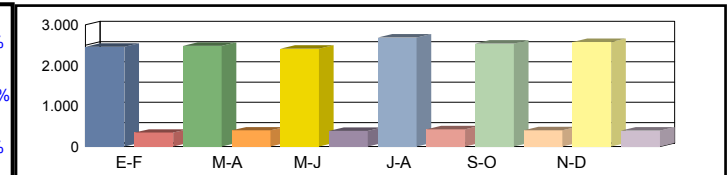
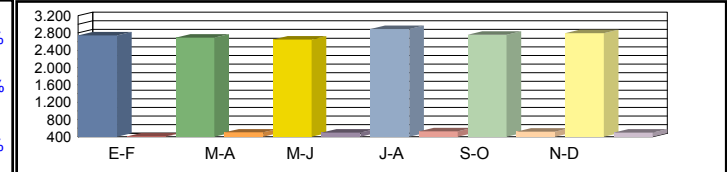
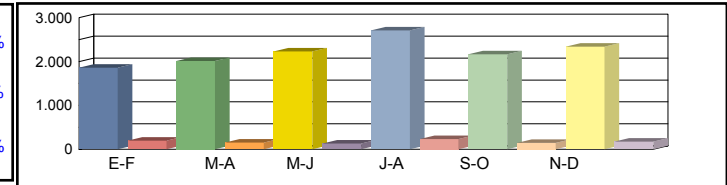
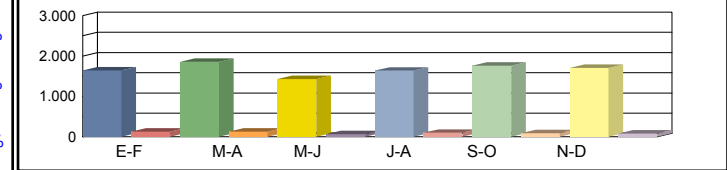
Castilla-La Mancha

Consejería de Fomento

Estación: CR-168
Carretera: CM-420 p.k. 84,85 **Provincia:** CIUDAD REAL
Ubicación: Pedro Muñoz - Mota del Cuervo
Año: 2023
Tipo: PRIMARIA

Dirección General de Carreteras

	Ene-Feb	Mar-Abr	May-Jun	Jul-Ago	Sep-Oct	Nov-Dic	IMD
--	---------	---------	---------	---------	---------	---------	-----



Coeficientes	N	1,06732	1,05977	1,06222	1,09342	1,06315	1,05911	
	L	1,00437	1,02226	1,04119	0,95296	0,99783	0,98569	
Coeficiente	S							0,91620

Los datos en color negro corresponden al total de vehículos y los datos en color azul corresponden a vehículos pesados (en %)



Castilla-La Mancha

Consejería de Fomento

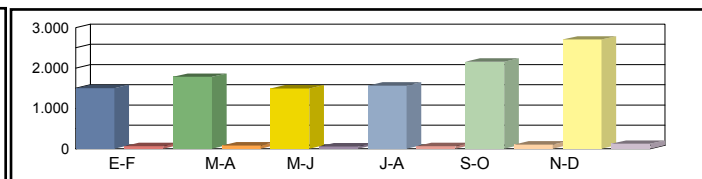
Estación: CR-169
Carretera: CM-420 p.k. 38,21 **Provincia:** CIUDAD REAL
Ubicación: Enlace A-4 - Herencia
Año: 2023
Tipo: PERMANENTE

Dirección General de Carreteras

Ene-Feb	Mar-Abr	May-Jun	Jul-Ago	Sep-Oct	Nov-Dic	IMD
---------	---------	---------	---------	---------	---------	-----

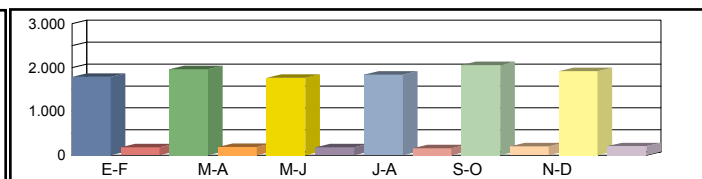
Media 00h-24h
 Domingos 06h-22h
 08h-14h

1.502 4,39%	1.782 4,32%	1.493 3,82%	1.566 3,96%	2.156 4,64%	2.705 4,44%	1.867 4,26%
1.345 4,31%	1.628 4,12%	1.308 3,59%	1.238 3,88%	1.930 4,40%	2.532 4,19%	1.664 4,08%
497 5,23%	592 3,89%	493 3,85%	461 3,47%	514 5,06%	747 4,82%	551 4,39%



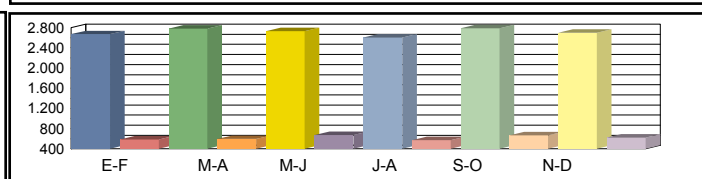
Media 00h-24h
 Sábados 06h-22h
 08h-14h

1.785 9,36%	1.959 8,68%	1.765 9,35%	1.840 7,99%	2.058 8,89%	1.920 9,74%	1.888 9,00%
1.621 8,95%	1.773 8,07%	1.569 8,67%	1.592 7,73%	1.815 8,60%	1.733 9,35%	1.684 8,56%
728 10,58%	835 8,86%	759 9,35%	746 8,31%	813 9,23%	767 10,17%	775 9,42%



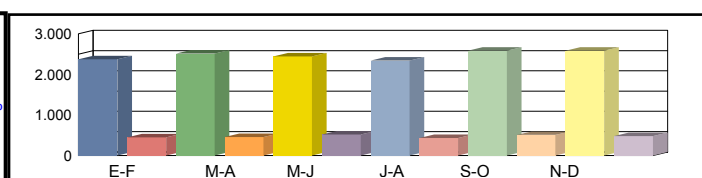
Media 00h-24h
 Laborales 06h-22h
 08h-14h

2.671 17,93%	2.780 17,63%	2.731 19,74%	2.604 18,05%	2.787 19,34%	2.700 18,81%	2.712 18,58%
2.542 17,78%	2.590 17,30%	2.531 19,79%	2.385 18,36%	2.609 19,39%	2.539 18,75%	2.533 18,56%
1.073 21,81%	1.078 20,87%	1.060 23,68%	1.020 21,96%	1.100 22,73%	1.071 22,04%	1.067 22,18%



Media 00h-24h
 Diaria 06h-22h
 08h-14h

2.372 15,73%	2.512 15,21%	2.442 17,49%	2.343 15,54%	2.586 16,32%	2.585 15,59%	2.473 15,98%
2.234 15,67%	2.327 14,91%	2.245 17,55%	2.104 15,97%	2.392 16,39%	2.419 15,50%	2.287 16,00%
938 19,30%	971 17,82%	946 20,82%	900 19,00%	971 19,67%	978 18,71%	951 19,22%



Coeficientes N
 L
 Coeficiente S

1,05075	1,07336	1,07902	1,09182	1,06823	1,06341	
1,01535	0,97554	0,99304	1,04147	0,97309	1,00444	
						0,91208

Los datos en color negro corresponden al total de vehículos y los datos en color azul corresponden a vehículos pesados (en %)



Castilla-La Mancha

Consejería de Fomento

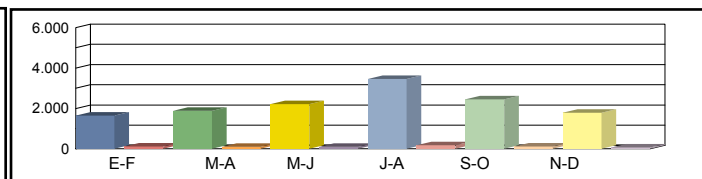
Estación: CR-17c
Carretera: CM-3127 p.k. 2,99 **Provincia:** CIUDAD REAL
Ubicación: La Solana - Villanueva de los Infantes
Año: 2023
Tipo: PRIMARIA

Dirección General de Carreteras

	Ene-Feb	Mar-Abr	May-Jun	Jul-Ago	Sep-Oct	Nov-Dic	IMD
--	---------	---------	---------	---------	---------	---------	-----

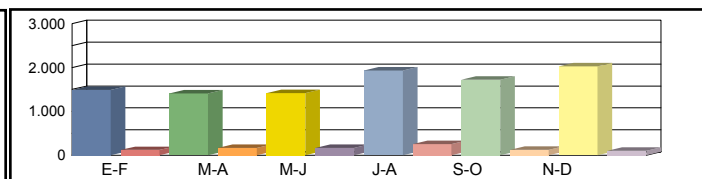
Media 00h-24h
 Domingos 06h-22h
 08h-14h

1.646	6,56%	1.883	5,10%	2.220	4,41%	3.455	4,86%	2.449	4,49%	1.789	3,75%	2.240	4,86%
1.492	5,50%	1.733	3,92%	2.068	3,34%	3.261	4,66%	2.348	3,96%	1.683	3,27%	2.098	4,11%
383	8,88%	566	3,89%	638	3,45%	669	11,66%	492	5,69%	675	2,07%	570	5,94%



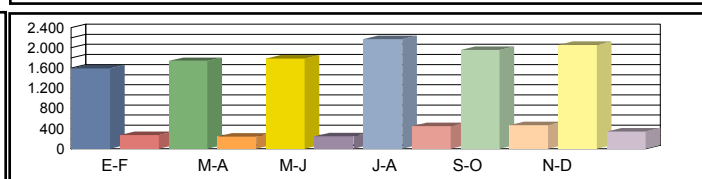
Media 00h-24h
 Sábados 06h-22h
 08h-14h

1.487	7,46%	1.411	10,77%	1.414	10,40%	1.935	11,68%	1.720	6,57%	2.024	4,64%	1.665	8,59%
1.401	5,50%	1.278	8,92%	1.260	8,41%	1.678	12,22%	1.620	6,30%	1.866	4,39%	1.517	7,62%
879	3,41%	523	8,41%	538	7,06%	827	11,49%	860	3,49%	1.008	2,98%	772	6,14%



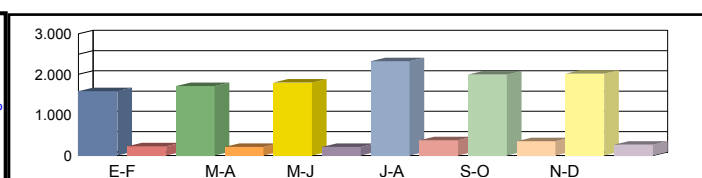
Media 00h-24h
 Laborales 06h-22h
 08h-14h

1.595	14,55%	1.741	12,18%	1.787	12,09%	2.172	17,22%	1.961	19,22%	2.061	14,17%	1.886	14,90%
1.467	13,43%	1.608	11,19%	1.657	11,04%	1.998	17,67%	1.879	19,21%	1.905	12,39%	1.752	14,16%
645	15,35%	632	13,13%	669	12,41%	836	17,70%	708	25,71%	740	13,51%	705	16,30%



Media 00h-24h
 Diaria 06h-22h
 08h-14h

1.587	12,41%	1.714	10,91%	1.795	10,53%	2.322	13,95%	1.996	15,08%	2.018	11,50%	1.905	12,40%
1.462	11,22%	1.579	9,82%	1.660	9,40%	2.133	14,21%	1.909	14,98%	1.867	10,07%	1.768	11,61%
641	12,48%	607	11,37%	646	10,53%	811	16,03%	700	19,86%	768	10,03%	696	13,38%



Coeficientes N
 L
 Coeficiente S

1,08725	1,08271	1,07846	1,08709	1,04364	1,08189	
1,18245	1,08329	1,05540	0,86832	0,96175	0,91509	
						1,01007

Los datos en color negro corresponden al total de vehículos y los datos en color azul corresponden a vehículos pesados (en %)



Castilla-La Mancha

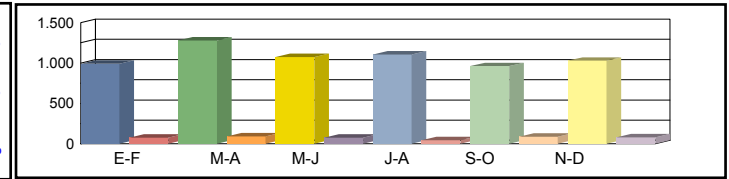
Consejería de Fomento

Estación: CR-18
Carretera: CM-415 p.k. 35,90 **Provincia:** CIUDAD REAL
Ubicación: Int. CR-4192 - Almadén
Año: 2023
Tipo: PRIMARIA

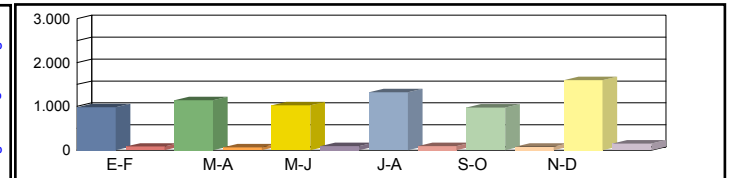
Dirección General de Carreteras

	Ene-Feb	Mar-Abr	May-Jun	Jul-Ago	Sep-Oct	Nov-Dic	IMD
--	---------	---------	---------	---------	---------	---------	-----

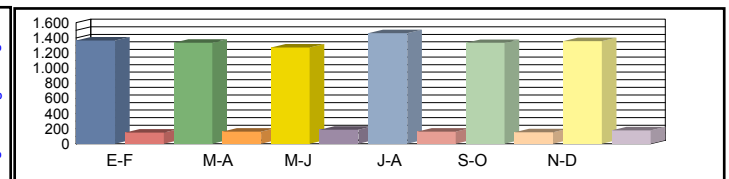
Media	00h-24h	990 7,17%	1.278 6,81%	1.075 6,79%	1.107 3,88%	962 8,42%	1.029 7,39%	1.074 6,74%
Domingos	06h-22h	884 4,41%	1.172 5,97%	1.011 5,34%	1.029 3,21%	869 5,18%	922 6,62%	981 5,12%
	08h-14h	348 4,02%	428 2,34%	335 5,37%	401 3,24%	301 6,31%	480 6,88%	382 4,69%



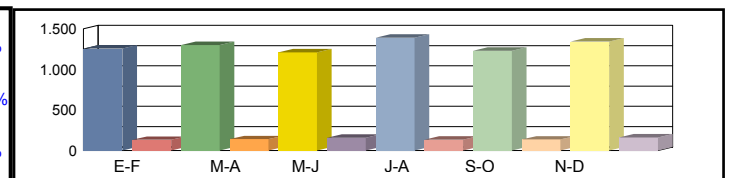
Media	00h-24h	978 7,87%	1.143 5,25%	1.026 8,58%	1.320 6,52%	971 7,72%	1.599 8,76%	1.173 7,45%
Sábados	06h-22h	861 5,11%	1.049 4,39%	983 7,32%	1.227 5,30%	865 5,78%	1.469 8,71%	1.076 6,10%
	08h-14h	386 4,15%	528 3,41%	433 10,16%	572 6,82%	435 3,91%	497 11,47%	475 6,65%



Media	00h-24h	1.364 9,90%	1.334 10,87%	1.271 12,75%	1.461 9,86%	1.333 10,35%	1.356 11,58%	1.353 10,88%
Laborales	06h-22h	1.269 7,96%	1.250 9,84%	1.204 11,46%	1.375 9,24%	1.237 8,41%	1.261 10,79%	1.266 9,61%
	08h-14h	582 7,90%	578 11,07%	563 12,08%	621 9,18%	608 7,73%	590 10,51%	590 9,75%



Media	00h-24h	1.256 9,39%	1.299 9,62%	1.209 11,50%	1.390 8,71%	1.228 9,85%	1.344 10,64%	1.288 9,95%
Diaria	06h-22h	1.155 7,27%	1.210 8,60%	1.145 10,22%	1.304 7,98%	1.132 7,77%	1.242 9,98%	1.198 8,64%
	08h-14h	521 7,10%	550 9,09%	513 11,31%	582 8,25%	539 7,24%	561 10,16%	544 8,86%



Coeficientes	N	1,07486	1,06720	1,05565	1,06255	1,07761	1,07534	
	L	0,99194	1,01424	1,06452	0,92608	1,01500	0,99779	
Coeficiente	S							0,95154

Los datos en color negro corresponden al total de vehículos y los datos en color azul corresponden a vehículos pesados (en %)



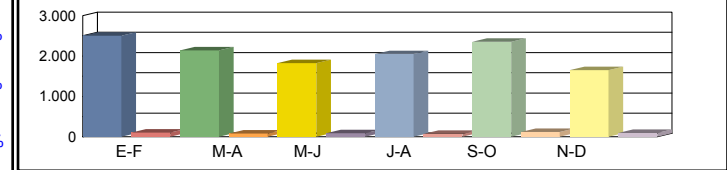
Castilla-La Mancha

Consejería de Fomento

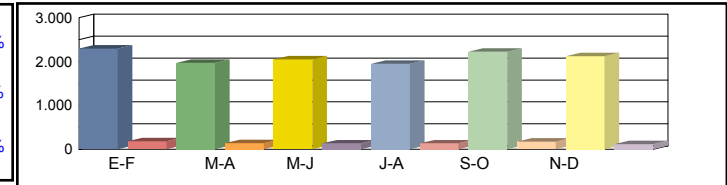
Estación: CR-19
Carretera: CM-4110 p.k. 28,83 **Provincia:** CIUDAD REAL
Ubicación: Abenójar - Cabezardos
Año: 2023
Tipo: PRIMARIA

Dirección General de Carreteras

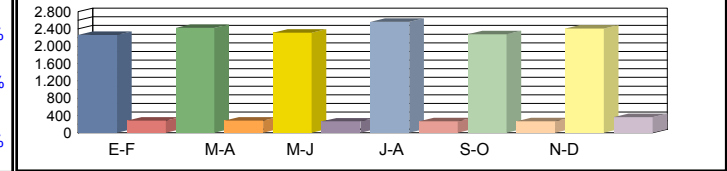
	Ene-Feb	Mar-Abr	May-Jun	Jul-Ago	Sep-Oct	Nov-Dic	IMD
--	---------	---------	---------	---------	---------	---------	-----



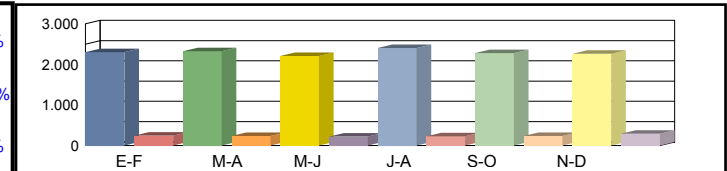
Media 00h-24h	2.503 4,16%	2.140 3,74%	1.826 4,71%	2.050 3,66%	2.353 4,84%	1.651 5,57%	2.087 4,45%
Domingos 06h-22h	2.355 3,74%	1.966 3,26%	1.718 3,84%	1.931 2,95%	2.195 4,19%	1.501 4,53%	1.944 3,75%
08h-14h	609 4,60%	483 3,31%	560 5,18%	686 2,62%	551 4,54%	721 3,61%	602 3,98%



Media 00h-24h	2.294 7,45%	1.969 6,55%	2.046 6,16%	1.949 6,46%	2.226 7,32%	2.123 5,09%	2.101 6,51%
Sábados 06h-22h	2.104 5,47%	1.743 6,43%	1.864 5,31%	1.789 6,09%	1.993 5,12%	1.995 4,56%	1.915 5,50%
08h-14h	819 6,84%	758 5,80%	857 5,83%	882 4,88%	783 6,00%	873 5,50%	829 5,81%



Media 00h-24h	2.263 11,09%	2.427 10,42%	2.317 10,23%	2.565 9,55%	2.275 10,59%	2.407 13,09%	2.376 10,83%
Laborales 06h-22h	2.129 10,24%	2.305 10,24%	2.205 9,75%	2.437 9,31%	2.143 9,66%	2.217 13,04%	2.239 10,37%
08h-14h	898 11,25%	1.126 9,95%	977 10,13%	1.132 8,75%	928 9,91%	1.004 13,05%	1.011 10,51%



Media 00h-24h	2.302 9,51%	2.321 9,09%	2.208 9,01%	2.404 8,49%	2.279 9,30%	2.259 11,24%	2.296 9,44%
Diaria 06h-22h	2.157 8,53%	2.177 8,91%	2.087 8,48%	2.272 8,19%	2.129 8,22%	2.083 10,99%	2.151 8,89%
08h-14h	846 9,93%	982 9,06%	900 9,11%	1.032 7,66%	853 8,91%	945 11,01%	926 9,28%

Coeficientes N	1,06294	1,05293	1,05079	1,05252	1,06160	1,08570	
L	1,04993	0,97899	1,02546	0,92632	1,04440	0,98712	
Coeficiente S							0,96609

Los datos en color negro corresponden al total de vehículos y los datos en color azul corresponden a vehículos pesados (en %)



Castilla-La Mancha

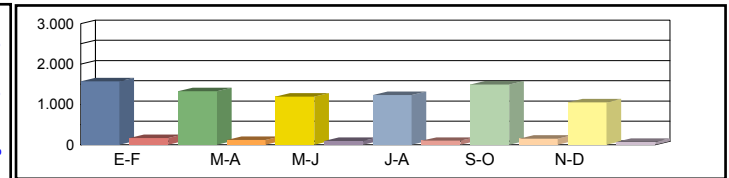
Consejería de Fomento

Estación: CR-19a
Carretera: CM-4110 p.k. 14,00 **Provincia:** CIUDAD REAL
Ubicación: Saceruela - Abenójar
Año: 2023
Tipo: COBERTURA

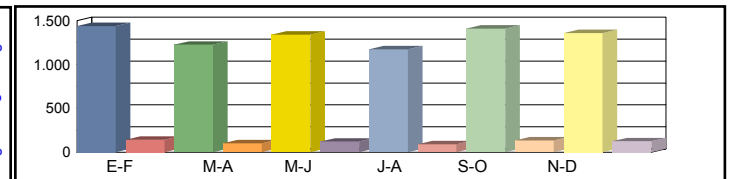
Dirección General de Carreteras

	Ene-Feb	Mar-Abr	May-Jun	Jul-Ago	Sep-Oct	Nov-Dic	IMD
--	---------	---------	---------	---------	---------	---------	-----

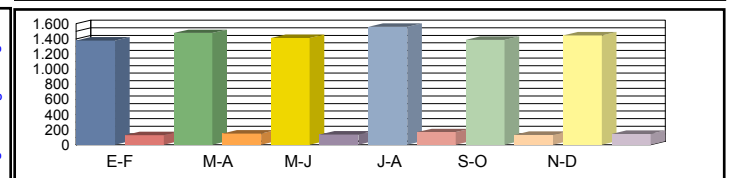
Media Domingos	00h-24h	1.571 9,78%	1.332 8,29%	1.195 7,44%	1.232 7,67%	1.492 9,29%	1.056 6,58%	1.313 8,18%
	06h-22h	1.508 8,38%	1.247 6,93%	1.137 6,32%	1.174 6,52%	1.424 7,91%	995 5,53%	1.248 6,93%
	08h-14h	434 5,25%	297 3,59%	375 4,54%	401 4,85%	390 4,71%	460 5,57%	393 4,75%



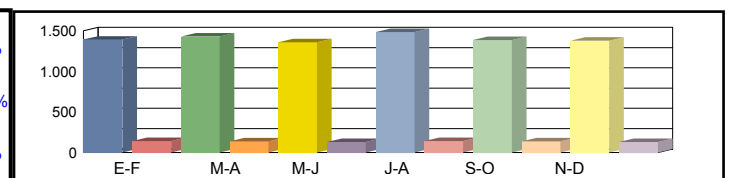
Media Sábados	00h-24h	1.440 8,97%	1.226 7,63%	1.339 8,34%	1.172 7,29%	1.411 8,79%	1.358 8,45%	1.324 8,24%
	06h-22h	1.347 7,49%	1.106 6,15%	1.233 6,86%	1.087 6,04%	1.293 7,19%	1.323 7,35%	1.232 6,84%
	08h-14h	584 7,06%	465 5,63%	574 6,95%	515 6,24%	554 6,70%	557 6,74%	542 6,55%



Media Laborales	00h-24h	1.376 8,57%	1.476 9,19%	1.409 8,77%	1.560 9,71%	1.384 8,61%	1.445 9,00%	1.442 8,98%
	06h-22h	1.313 7,30%	1.422 7,90%	1.360 7,56%	1.503 8,35%	1.322 7,35%	1.381 7,68%	1.384 7,69%
	08h-14h	536 6,48%	672 8,13%	583 7,05%	675 8,17%	553 6,70%	603 7,30%	604 7,30%



Media Diaria	00h-24h	1.392 9,10%	1.428 8,70%	1.359 8,68%	1.485 8,56%	1.386 9,01%	1.377 8,57%	1.404 8,77%
	06h-22h	1.326 7,75%	1.362 7,35%	1.305 7,36%	1.425 7,28%	1.316 7,64%	1.318 7,32%	1.342 7,45%
	08h-14h	512 6,97%	601 6,53%	548 6,85%	629 6,80%	519 6,84%	576 6,97%	564 6,83%



Coeficientes	N							
	L							
Coeficiente	S							

Los datos en color negro corresponden al total de vehículos y los datos en color azul corresponden a vehículos pesados (en %)



Castilla-La Mancha

Consejería de Fomento

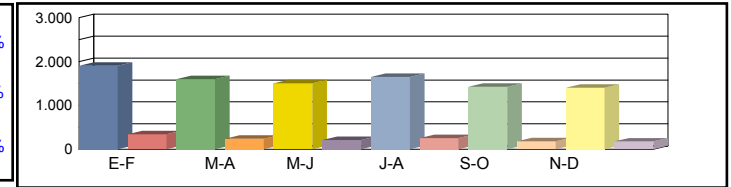
Estación: CR-201
Carretera: CM-4124 p.k. 23,00 **Provincia:** CIUDAD REAL
Ubicación: Int. CM-4117 - Manzanares
Año: 2023
Tipo: COBERTURA

Dirección General de Carreteras

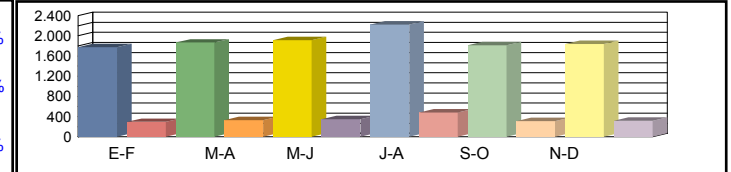
	Ene-Feb	Mar-Abr	May-Jun	Jul-Ago	Sep-Oct	Nov-Dic	IMD
--	---------	---------	---------	---------	---------	---------	-----



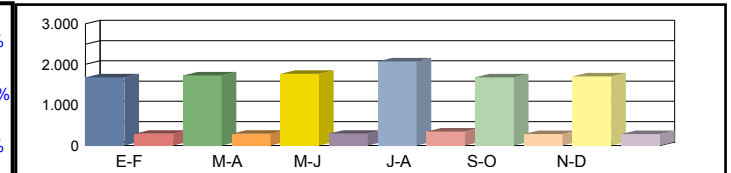
Media Domingos	00h-24h	1.180 9,49%	1.228 9,88%	1.292 10,39%	1.260 10,13%	1.413 11,37%	1.421 11,43%	1.299 10,45%
	06h-22h	1.020 7,44%	1.149 8,38%	1.160 8,46%	1.078 7,87%	1.334 9,73%	1.347 9,83%	1.181 8,62%
	08h-14h	259 8,47%	271 8,86%	285 9,30%	311 10,17%	304 9,94%	275 8,97%	284 9,29%



Media Sábados	00h-24h	1.905 15,32%	1.601 12,87%	1.506 12,11%	1.646 13,24%	1.426 11,47%	1.402 11,28%	1.581 12,71%
	06h-22h	1.795 13,10%	1.497 10,92%	1.407 10,27%	1.597 11,65%	1.302 9,50%	1.281 9,35%	1.480 10,80%
	08h-14h	520 16,99%	512 16,75%	405 13,25%	411 13,44%	356 11,64%	325 10,62%	422 13,78%



Media Laborales	00h-24h	1.776 14,28%	1.867 15,01%	1.912 15,38%	2.222 17,87%	1.812 14,57%	1.840 14,79%	1.905 15,32%
	06h-22h	1.680 12,26%	1.812 13,23%	1.821 13,29%	2.049 14,96%	1.730 12,63%	1.764 12,87%	1.809 13,20%
	08h-14h	475 15,51%	481 15,72%	504 16,47%	576 18,83%	460 15,03%	491 16,06%	498 16,27%



Media Diaria	00h-24h	1.678 14,53%	1.728 14,23%	1.765 14,20%	2.070 14,32%	1.679 14,25%	1.702 14,23%	1.770 14,29%
	06h-22h	1.571 12,43%	1.670 12,25%	1.667 12,17%	1.893 12,28%	1.593 12,24%	1.624 12,23%	1.670 12,27%
	08h-14h	444 15,40%	450 15,42%	459 14,98%	529 15,14%	415 14,85%	434 14,56%	455 15,06%

Coeficientes	N						
	L						
Coeficiente	S						

Los datos en color negro corresponden al total de vehículos y los datos en color azul corresponden a vehículos pesados (en %)



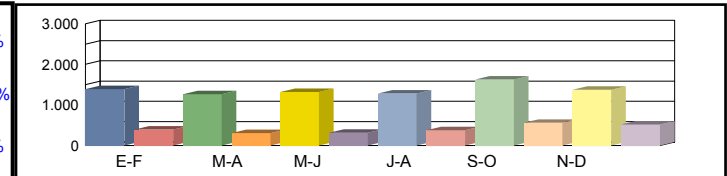
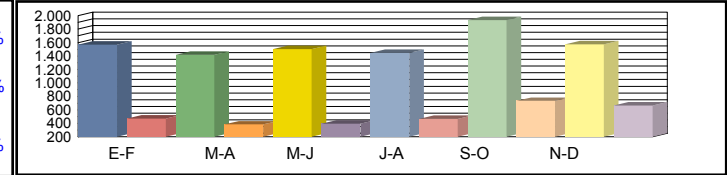
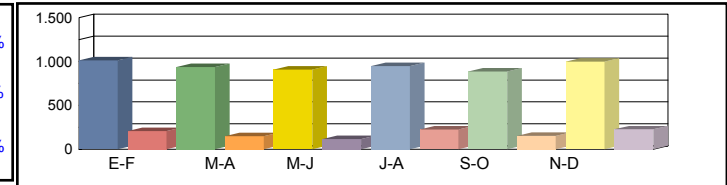
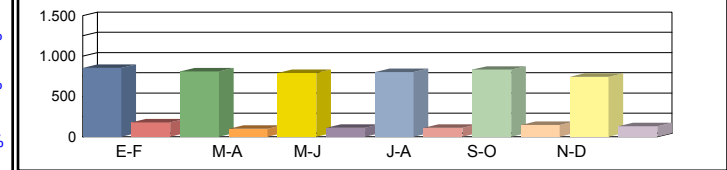
Castilla-La Mancha

Consejería de Fomento

Estación: CR-201a
Carretera: CM-4117 p.k. 11,00 **Provincia:** CIUDAD REAL
Ubicación: Daimiel - Int. CM-4124
Año: 2023
Tipo: PRIMARIA

Dirección General de Carreteras

	Ene-Feb	Mar-Abr	May-Jun	Jul-Ago	Sep-Oct	Nov-Dic	IMD
--	---------	---------	---------	---------	---------	---------	-----



Coeficientes	N	1,07094	1,06147	1,05700	1,07750	1,04320	1,07148	
	L	1,00191	1,11088	1,04727	1,08783	0,81418	0,99936	
Coeficiente	S							0,87349

Los datos en color negro corresponden al total de vehículos y los datos en color azul corresponden a vehículos pesados (en %)



Castilla-La Mancha

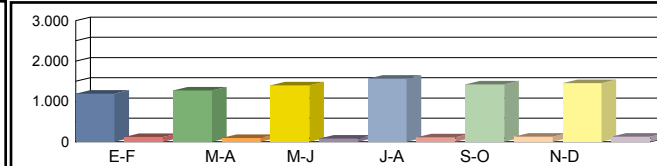
Consejería de Fomento

Estación: CR-201b
Carretera: CM-4124 p.k. 11,10 **Provincia:** CIUDAD REAL
Ubicación: Bolaños de Cva. - Int. CM-4117
Año: 2023
Tipo: PRIMARIA

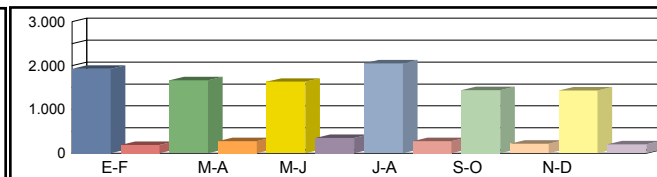
Dirección General de Carreteras

Ene-Feb	Mar-Abr	May-Jun	Jul-Ago	Sep-Oct	Nov-Dic	IMD
---------	---------	---------	---------	---------	---------	-----

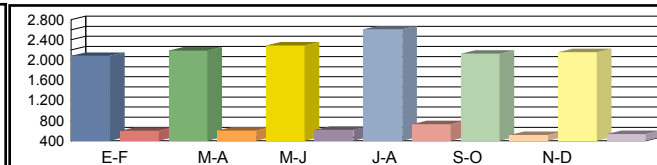
Media Domingos	00h-24h	1.194 9,13%	1.275 7,22%	1.399 5,50%	1.568 6,82%	1.426 8,49%	1.452 8,40%	1.386 7,59%
	06h-22h	1.006 7,55%	1.201 5,50%	1.254 5,10%	1.278 6,81%	1.330 7,59%	1.367 7,68%	1.239 6,71%
	08h-14h	391 8,18%	415 6,99%	474 3,16%	558 6,45%	426 9,15%	402 8,96%	444 7,15%



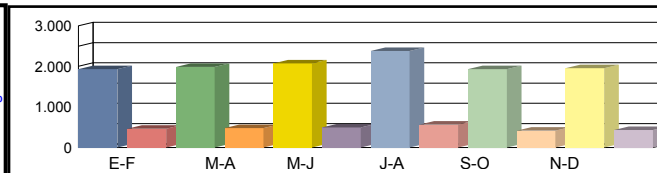
Media Sábados	00h-24h	1.927 8,93%	1.662 14,14%	1.631 17,60%	2.048 11,91%	1.439 13,20%	1.433 12,35%	1.690 13,02%
	06h-22h	1.770 7,23%	1.565 13,55%	1.521 17,95%	1.893 12,36%	1.298 11,79%	1.300 11,69%	1.558 12,43%
	08h-14h	784 10,08%	784 13,78%	675 19,11%	738 10,70%	499 8,62%	476 9,66%	659 11,99%



Media Laborales	00h-24h	2.084 22,31%	2.191 21,63%	2.292 21,16%	2.608 21,82%	2.127 19,51%	2.159 19,92%	2.244 21,06%
	06h-22h	1.958 21,71%	2.112 21,21%	2.202 20,98%	2.388 22,45%	2.016 18,85%	2.055 19,51%	2.122 20,78%
	08h-14h	829 24,85%	840 22,74%	944 22,99%	1.006 22,86%	803 20,05%	858 19,70%	880 22,20%



Media Diaria	00h-24h	1.934 19,23%	1.985 19,40%	2.071 19,27%	2.379 19,17%	1.929 17,68%	1.954 17,91%	2.042 18,78%
	06h-22h	1.796 18,54%	1.904 18,91%	1.969 19,20%	2.159 19,87%	1.816 16,96%	1.848 17,48%	1.915 18,49%
	08h-14h	760 21,45%	771 20,23%	839 20,98%	904 20,02%	706 17,99%	738 17,89%	786 19,76%



Coeficientes	N	1,06435	1,03741	1,04087	1,09213	1,05506	1,05061	
	L	1,07678	1,02419	0,97906	0,86043	1,05501	1,03937	
Coeficiente	S							0,91011

Los datos en color negro corresponden al total de vehículos y los datos en color azul corresponden a vehículos pesados (en %)



Castilla-La Mancha

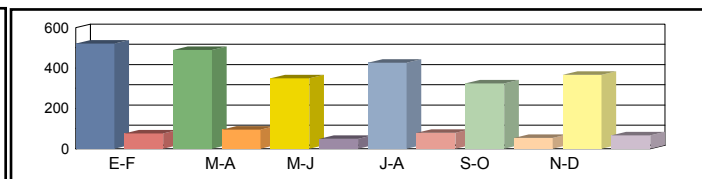
Consejería de Fomento

Estación: CR-202
Carretera: CM-3200 p.k. 5,34 **Provincia:** CIUDAD REAL
Ubicación: Almuradiel - Castellar de Santiago
Año: 2023
Tipo: PRIMARIA

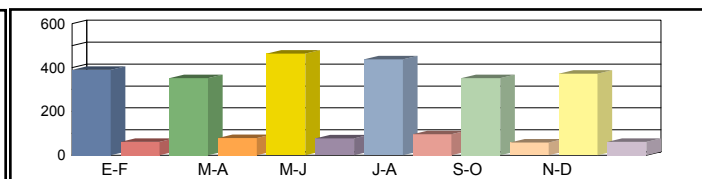
Dirección General de Carreteras

	Ene-Feb	Mar-Abr	May-Jun	Jul-Ago	Sep-Oct	Nov-Dic	IMD
--	---------	---------	---------	---------	---------	---------	-----

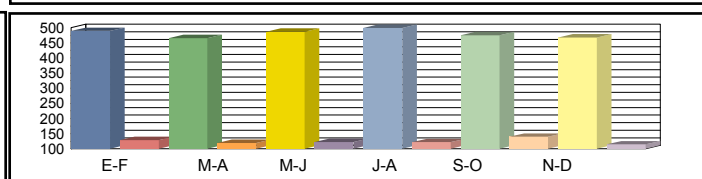
Media Domingos	00h-24h	521 12,86%	489 16,36%	350 12,57%	426 15,73%	324 14,51%	366 15,57%	413 14,60%
	06h-22h	494 12,75%	438 14,38%	323 11,15%	397 12,59%	283 13,43%	327 13,76%	377 13,01%
	08h-14h	159 13,84%	184 23,91%	98 19,39%	153 20,92%	104 9,62%	128 13,28%	138 16,82%



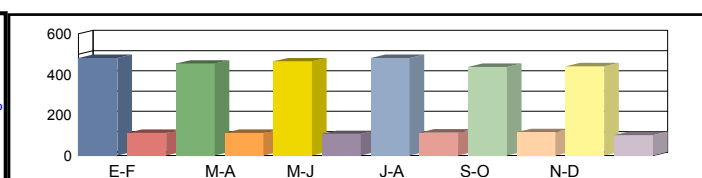
Media Sábados	00h-24h	390 13,59%	352 18,18%	463 14,25%	438 18,04%	352 14,20%	372 13,98%	394 15,37%
	06h-22h	351 13,96%	308 16,23%	421 13,78%	388 18,04%	317 12,93%	347 12,68%	355 14,60%
	08h-14h	125 16,00%	110 13,64%	163 17,18%	154 24,03%	114 13,16%	129 17,05%	132 16,84%



Media Laborales	00h-24h	489 20,86%	465 20,43%	486 20,16%	499 19,64%	475 22,74%	467 19,70%	480 20,59%
	06h-22h	451 20,62%	430 19,30%	445 18,43%	463 17,71%	444 22,07%	441 19,50%	446 19,61%
	08h-14h	204 22,06%	179 19,55%	176 18,18%	198 16,16%	187 23,53%	187 20,86%	188 20,06%



Media Diaria	00h-24h	480 18,75%	453 19,65%	464 18,53%	480 18,96%	436 20,87%	440 18,64%	459 19,23%
	06h-22h	442 18,55%	414 18,12%	424 16,98%	443 17,16%	403 20,10%	411 18,00%	423 18,15%
	08h-14h	186 20,43%	169 19,53%	164 18,29%	186 17,74%	165 21,21%	170 19,41%	173 19,44%



Coeficientes	N	1,08426	1,08140	1,09213	1,07775	1,06982	1,05896	
	L	0,98160	1,03226	0,98765	0,96192	1,01053	1,02784	
Coeficiente	S							0,95446

Los datos en color negro corresponden al total de vehículos y los datos en color azul corresponden a vehículos pesados (en %)



Castilla-La Mancha

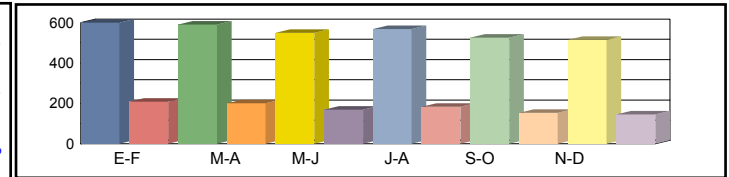
Consejería de Fomento

Estación: CR-206
Carretera: CM-3202 p.k. 26,00 **Provincia:** CIUDAD REAL
Ubicación: Terrinches - Villanueva de la Fuente
Año: 2023
Tipo: COBERTURA

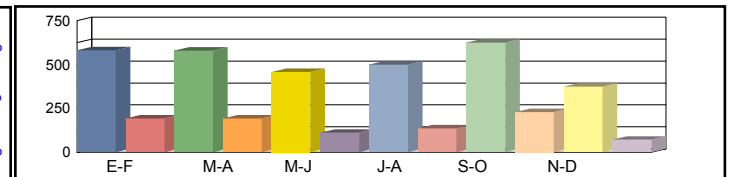
Dirección General de Carreteras

	Ene-Feb	Mar-Abr	May-Jun	Jul-Ago	Sep-Oct	Nov-Dic	IMD
--	---------	---------	---------	---------	---------	---------	-----

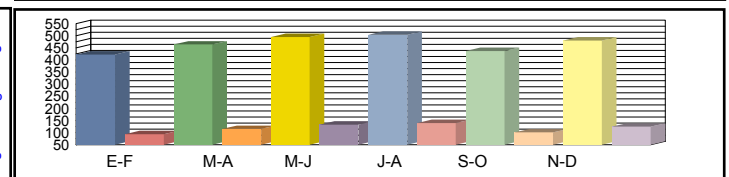
Media Domingos	00h-24h	600 25,78%	590 25,37%	550 23,61%	569 24,43%	526 22,61%	515 22,15%	558 23,99%
	06h-22h	530 22,83%	504 21,72%	454 19,56%	475 20,46%	466 20,05%	428 18,42%	476 20,51%
	08h-14h	112 6,63%	228 13,43%	196 11,52%	231 13,61%	102 6,04%	158 9,34%	171 10,09%



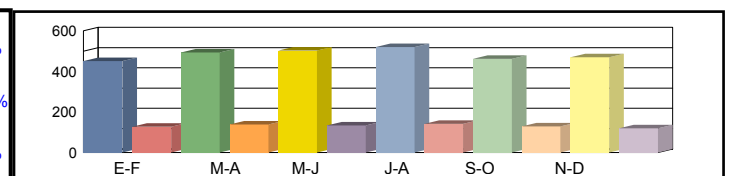
Media Sábados	00h-24h	581 24,95%	579 24,89%	457 19,64%	500 21,50%	625 26,84%	374 16,09%	519 22,32%
	06h-22h	517 22,27%	490 21,09%	385 16,60%	428 18,44%	551 23,74%	314 13,54%	448 19,28%
	08h-14h	300 17,65%	225 13,23%	204 12,02%	238 14,01%	311 18,30%	197 11,59%	246 14,47%



Media Laborales	00h-24h	422 18,13%	464 19,93%	495 21,28%	504 21,66%	437 18,78%	480 20,63%	467 20,07%
	06h-22h	324 13,97%	405 17,45%	441 19,01%	431 18,58%	340 14,66%	406 17,49%	391 16,86%
	08h-14h	171 10,09%	233 13,71%	216 12,72%	200 11,79%	182 10,74%	206 12,14%	201 11,86%



Media Diaria	00h-24h	450 21,98%	493 21,91%	502 20,91%	520 21,29%	462 21,80%	470 20,19%	483 21,35%
	06h-22h	351 18,93%	431 18,61%	445 17,66%	445 18,05%	365 18,75%	396 17,06%	406 18,18%
	08h-14h	171 12,14%	240 12,48%	214 12,03%	208 12,61%	182 12,15%	198 11,66%	202 12,18%



Coeficientes	N							
	L							
Coeficiente	S							

Los datos en color negro corresponden al total de vehículos y los datos en color azul corresponden a vehículos pesados (en %)



Castilla-La Mancha

Consejería de Fomento

Estación: CR-206a
Carretera: CM-3127 p.k. 59,50 **Provincia:** CIUDAD REAL
Ubicación: Albadalejo - Límite Provincia con Jaén
Año: 2023
Tipo: COBERTURA

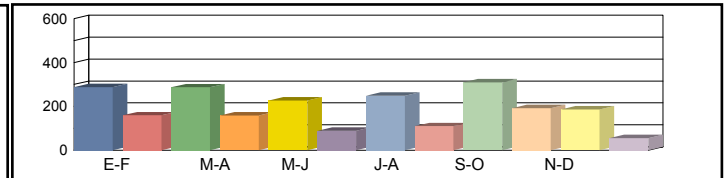
Dirección General de Carreteras

Ene-Feb	Mar-Abr	May-Jun	Jul-Ago	Sep-Oct	Nov-Dic	IMD
---------	---------	---------	---------	---------	---------	-----

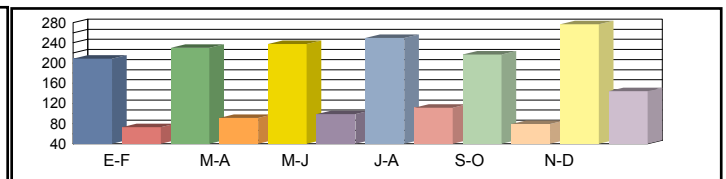
Media Domingos	00h-24h	298 36,76%	293 36,17%	272 33,67%	282 34,84%	261 32,24%	256 31,59%	277 34,21%
	06h-22h	239 33,54%	227 31,90%	205 28,72%	214 30,05%	210 29,45%	193 27,05%	215 30,12%
	08h-14h	39 17,69%	79 35,85%	67 30,75%	80 36,33%	35 16,11%	55 24,92%	59 26,94%



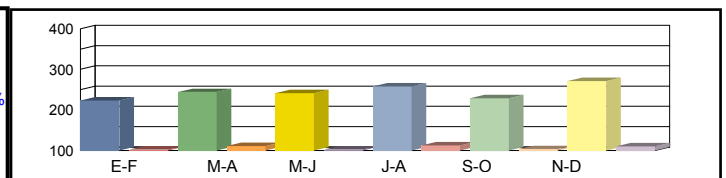
Media Sábados	00h-24h	288 35,58%	287 35,50%	227 28,01%	248 30,66%	310 38,27%	186 22,94%	258 31,83%
	06h-22h	233 32,71%	221 30,98%	174 24,38%	193 27,08%	248 34,87%	142 19,89%	202 28,32%
	08h-14h	103 47,10%	77 35,32%	70 32,10%	82 37,39%	107 48,85%	68 30,93%	84 38,61%



Media Laborales	00h-24h	209 25,86%	230 28,43%	238 29,41%	250 30,89%	217 26,79%	277 34,28%	237 29,28%
	06h-22h	146 20,51%	183 25,63%	183 25,68%	194 27,28%	153 21,53%	221 31,06%	180 25,28%
	08h-14h	59 26,94%	80 36,60%	71 32,39%	69 31,46%	63 28,66%	80 36,29%	70 32,06%



Media Diaria	00h-24h	223 31,34%	244 31,25%	241 29,82%	258 30,36%	229 31,08%	271 28,80%	244 30,44%
	06h-22h	158 27,81%	195 27,33%	185 25,93%	200 26,51%	164 27,53%	216 25,05%	186 26,69%
	08h-14h	59 32,39%	82 33,30%	70 32,12%	72 33,67%	63 32,42%	77 31,12%	70 32,50%



Coeficientes	N							
	L							
Coeficiente	S							

Los datos en color negro corresponden al total de vehículos y los datos en color azul corresponden a vehículos pesados (en %)



Castilla-La Mancha

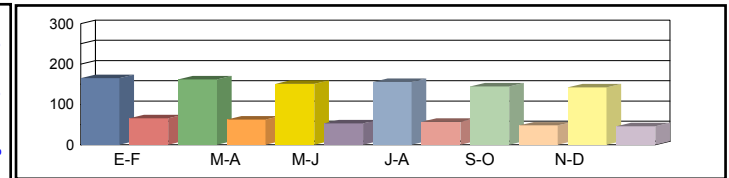
Consejería de Fomento

Estación: CR-208
Carretera: CM-3129 p.k. 53,00 **Provincia:** CIUDAD REAL
Ubicación: Villamanrique - Límite Provincia con Jaén
Año: 2023
Tipo: COBERTURA

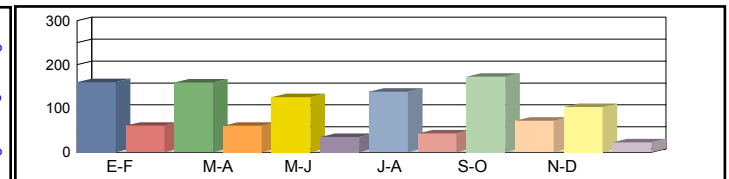
Dirección General de Carreteras

Ene-Feb	Mar-Abr	May-Jun	Jul-Ago	Sep-Oct	Nov-Dic	IMD
---------	---------	---------	---------	---------	---------	-----

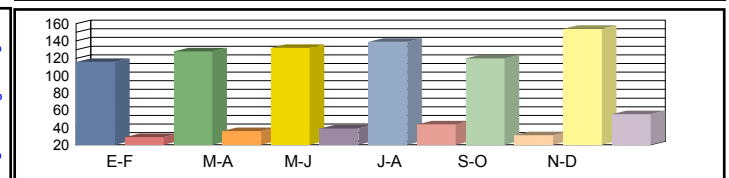
Media Domingos	00h-24h	165 28,41%	162 27,95%	151 26,02%	156 26,92%	145 24,91%	142 24,41%	154 26,44%
	06h-22h	123 30,56%	117 29,07%	105 26,18%	110 27,39%	108 26,84%	99 24,65%	110 27,45%
	08h-14h	25 8,49%	50 17,21%	43 14,77%	50 17,45%	22 7,74%	35 11,97%	38 12,94%



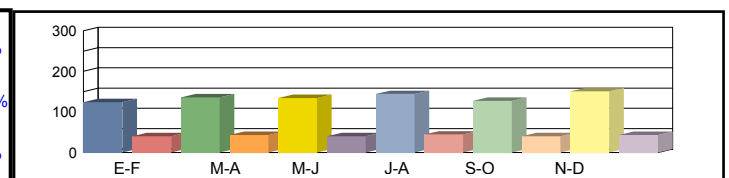
Media Sábados	00h-24h	160 27,49%	159 27,43%	126 21,64%	138 23,69%	172 29,58%	103 17,73%	143 24,59%
	06h-22h	120 29,81%	113 28,23%	89 22,22%	99 24,67%	128 31,78%	73 18,12%	104 25,80%
	08h-14h	65 22,62%	49 16,96%	45 15,41%	52 17,95%	68 23,46%	43 14,85%	54 18,54%



Media Laborales	00h-24h	116 19,98%	128 21,97%	132 22,73%	139 23,87%	120 20,70%	154 26,49%	132 22,62%
	06h-22h	75 18,69%	94 23,36%	94 23,40%	100 24,86%	79 19,62%	114 28,31%	93 23,04%
	08h-14h	37 12,94%	51 17,57%	45 15,56%	44 15,11%	40 13,76%	50 17,43%	44 15,39%



Media Diaria	00h-24h	124 24,22%	136 24,15%	134 23,04%	144 23,46%	127 24,02%	151 22,25%	136 23,52%
	06h-22h	81 25,34%	100 24,90%	95 23,63%	103 24,15%	85 25,09%	111 22,83%	96 24,32%
	08h-14h	37 15,56%	52 15,99%	45 15,42%	46 16,17%	40 15,57%	48 14,94%	45 15,61%



Coeficientes	N							
	L							
Coeficiente	S							

Los datos en color negro corresponden al total de vehículos y los datos en color azul corresponden a vehículos pesados (en %)



Castilla-La Mancha

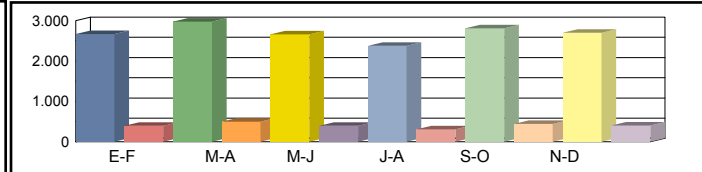
Consejería de Fomento

Estación: CR-21
Carretera: CM-4111 p.k. 29,50 **Provincia:** CIUDAD REAL
Ubicación: Aldea del Rey - Calzada de Calatrava
Año: 2023
Tipo: COBERTURA

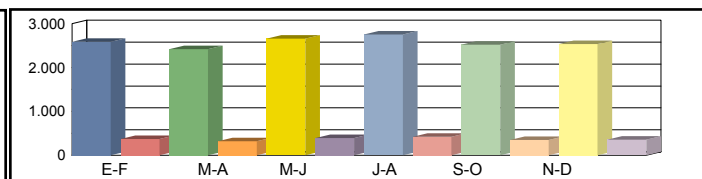
Dirección General de Carreteras

Ene-Feb	Mar-Abr	May-Jun	Jul-Ago	Sep-Oct	Nov-Dic	IMD
---------	---------	---------	---------	---------	---------	-----

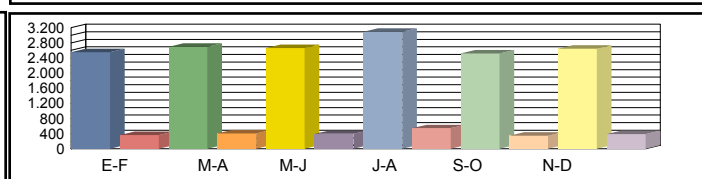
Media Domingos	00h-24h	2.666 12,93%	2.974 14,42%	2.662 12,91%	2.379 11,54%	2.809 13,62%	2.700 13,09%	2.698 13,08%
	06h-22h	2.466 11,64%	2.840 13,40%	2.559 12,08%	2.205 10,40%	2.562 12,09%	2.428 11,46%	2.510 11,85%
	08h-14h	532 11,60%	573 12,49%	547 11,92%	529 11,52%	681 14,84%	658 14,35%	587 12,79%



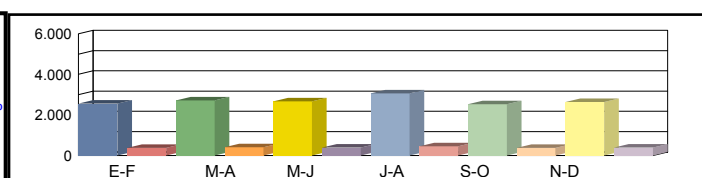
Media Sábados	00h-24h	2.583 12,53%	2.419 11,73%	2.660 12,90%	2.751 13,34%	2.522 12,23%	2.536 12,30%	2.578 12,50%
	06h-22h	2.472 11,66%	2.321 10,95%	2.549 12,03%	2.602 12,28%	2.406 11,36%	2.367 11,17%	2.453 11,58%
	08h-14h	952 20,73%	915 19,94%	1.036 22,57%	833 18,15%	801 17,44%	799 17,41%	889 19,37%



Media Laborales	00h-24h	2.556 12,39%	2.697 13,08%	2.660 12,90%	3.093 15,00%	2.520 12,22%	2.644 12,82%	2.695 13,07%
	06h-22h	2.427 11,45%	2.684 12,67%	2.629 12,41%	2.932 13,84%	2.368 11,18%	2.538 11,98%	2.596 12,25%
	08h-14h	704 15,34%	882 19,22%	869 18,94%	970 21,13%	768 16,73%	813 17,71%	834 18,18%



Media Diaria	00h-24h	2.551 12,79%	2.712 12,89%	2.665 12,84%	3.067 12,71%	2.526 12,85%	2.637 12,79%	2.693 12,81%
	06h-22h	2.408 11,88%	2.697 12,04%	2.634 12,00%	2.887 11,80%	2.354 11,91%	2.498 11,79%	2.580 11,90%
	08h-14h	686 17,27%	861 17,28%	862 17,58%	925 16,89%	749 17,26%	789 17,19%	812 17,25%



Coeficientes	N							
	L							
Coeficiente	S							

Los datos en color negro corresponden al total de vehículos y los datos en color azul corresponden a vehículos pesados (en %)



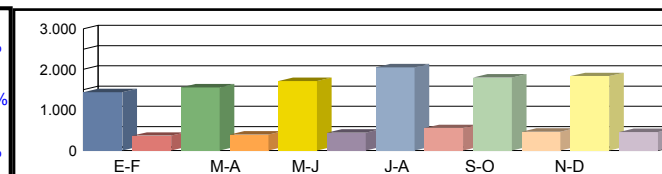
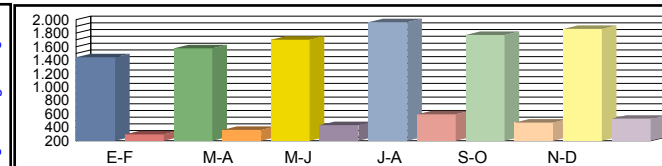
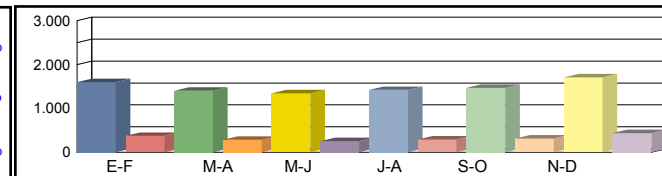
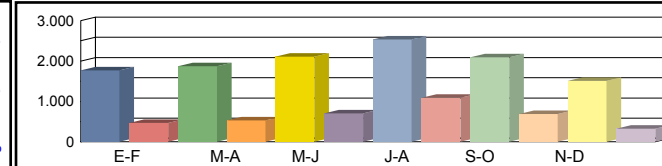
Castilla-La Mancha

Consejería de Fomento

Estación: CR-215
Carretera: CM-3107 p.k. 7,00 **Provincia:** CIUDAD REAL
Ubicación: Alcázar de San Juan - Int. CM-3113
Año: 2023
Tipo: COBERTURA

Dirección General de Carreteras

	Ene-Feb	Mar-Abr	May-Jun	Jul-Ago	Sep-Oct	Nov-Dic	IMD
--	---------	---------	---------	---------	---------	---------	-----



Media 00h-24h	1.767 21,00%	1.872 22,24%	2.107 25,04%	2.535 30,13%	2.091 24,84%	1.511 17,95%	1.980 23,53%
Domingos 06h-22h	1.645 18,99%	1.769 20,43%	2.008 23,18%	2.464 28,45%	1.983 22,89%	1.453 16,78%	1.887 21,79%
08h-14h	439 9,44%	684 14,74%	725 15,61%	605 13,04%	516 11,11%	645 13,89%	602 12,97%

Media 00h-24h	1.597 18,97%	1.403 16,67%	1.342 15,95%	1.420 16,87%	1.468 17,45%	1.709 20,31%	1.490 17,70%
Sábados 06h-22h	1.545 17,83%	1.305 15,06%	1.224 14,13%	1.268 14,64%	1.368 15,79%	1.611 18,60%	1.387 16,01%
08h-14h	1.007 21,67%	632 13,62%	611 13,16%	748 16,12%	902 19,42%	963 20,74%	810 17,45%

Media 00h-24h	1.441 17,12%	1.573 18,69%	1.704 20,25%	1.962 23,32%	1.772 21,05%	1.862 22,13%	1.719 20,43%
Laborales 06h-22h	1.350 15,58%	1.480 17,08%	1.612 18,61%	1.838 21,22%	1.729 19,96%	1.753 20,24%	1.627 18,78%
08h-14h	672 14,46%	658 14,17%	734 15,80%	870 18,74%	737 15,87%	770 16,59%	740 15,94%

Media 00h-24h	1.436 20,17%	1.555 20,02%	1.710 20,32%	2.052 21,18%	1.794 20,50%	1.833 19,93%	1.730 20,35%
Diaria 06h-22h	1.346 18,55%	1.460 18,36%	1.613 18,62%	1.921 19,45%	1.748 18,82%	1.728 18,35%	1.636 18,69%
08h-14h	669 15,73%	639 15,34%	715 15,40%	851 15,45%	730 15,65%	791 16,24%	732 15,63%

Coeficientes N							
L							
Coeficiente S							

Los datos en color negro corresponden al total de vehículos y los datos en color azul corresponden a vehículos pesados (en %)



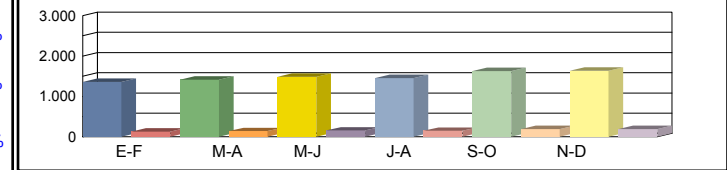
Castilla-La Mancha

Consejería de Fomento

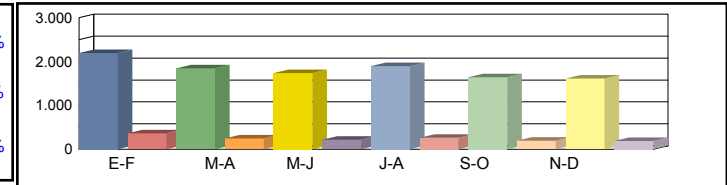
Estación: CR-218
Carretera: CM-4117 p.k. 16,00 **Provincia:** CIUDAD REAL
Ubicación: Int. CM-4124 - Valdepeñas
Año: 2023
Tipo: COBERTURA

Dirección General de Carreteras

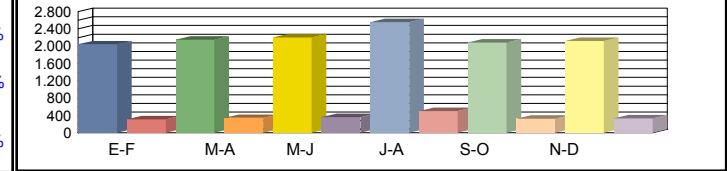
	Ene-Feb	Mar-Abr	May-Jun	Jul-Ago	Sep-Oct	Nov-Dic	IMD
--	---------	---------	---------	---------	---------	---------	-----



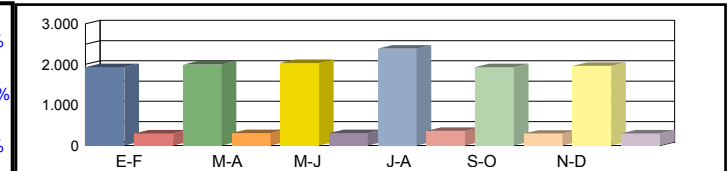
Media 00h-24h	1.360 8,74%	1.415 9,10%	1.488 9,57%	1.452 9,33%	1.629 10,47%	1.637 10,52%	1.497 9,62%
Domingos 06h-22h	1.175 7,21%	1.323 8,12%	1.336 8,20%	1.241 7,62%	1.536 9,43%	1.551 9,52%	1.360 8,35%
08h-14h	556 6,72%	581 7,03%	610 7,38%	667 8,06%	652 7,88%	588 7,11%	609 7,36%



Media 00h-24h	2.195 14,11%	1.845 11,86%	1.735 11,15%	1.896 12,19%	1.643 10,56%	1.616 10,39%	1.822 11,71%
Sábados 06h-22h	2.067 12,69%	1.724 10,58%	1.620 9,95%	1.839 11,29%	1.499 9,20%	1.475 9,06%	1.704 10,46%
08h-14h	1.114 13,47%	1.098 13,28%	869 10,50%	882 10,66%	763 9,23%	697 8,42%	904 10,93%



Media 00h-24h	2.046 13,15%	2.151 13,83%	2.203 14,16%	2.560 16,46%	2.088 13,42%	2.120 13,63%	2.195 14,11%
Laborales 06h-22h	1.935 11,88%	2.087 12,81%	2.097 12,88%	2.360 14,49%	1.992 12,23%	2.031 12,47%	2.084 12,79%
08h-14h	1.017 12,30%	1.031 12,46%	1.080 13,06%	1.235 14,92%	986 11,91%	1.053 12,73%	1.067 12,90%



Media 00h-24h	1.933 13,38%	1.991 13,11%	2.034 13,08%	2.384 13,19%	1.934 13,12%	1.961 13,10%	2.040 13,16%
Diaria 06h-22h	1.809 12,04%	1.924 11,87%	1.920 11,79%	2.181 11,90%	1.835 11,86%	1.869 11,85%	1.923 11,88%
08h-14h	951 12,21%	965 12,23%	983 11,88%	1.135 12,00%	889 11,77%	931 11,54%	976 11,94%

Coeficientes	N						
	L						
Coeficiente	S						

Los datos en color negro corresponden al total de vehículos y los datos en color azul corresponden a vehículos pesados (en %)



Castilla-La Mancha

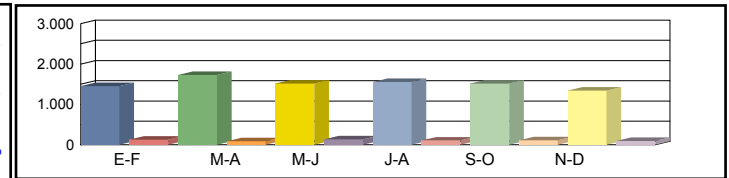
Consejería de Fomento

Estación: CR-21b
Carretera: CM-4111 p.k. 37,26 **Provincia:** CIUDAD REAL
Ubicación: Calzada de Calatrava - Viso del Marqués
Año: 2023
Tipo: PRIMARIA

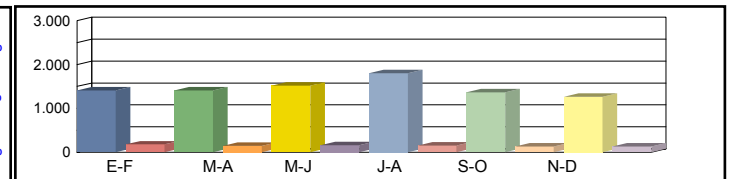
Dirección General de Carreteras

Ene-Feb	Mar-Abr	May-Jun	Jul-Ago	Sep-Oct	Nov-Dic	IMD
---------	---------	---------	---------	---------	---------	-----

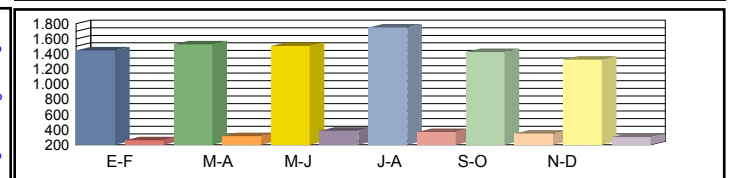
Media Domingos	00h-24h	1.453 8,26%	1.730 4,86%	1.517 8,24%	1.556 6,62%	1.518 6,79%	1.345 6,91%	1.520 6,95%
	06h-22h	1.263 8,00%	1.637 4,09%	1.438 7,65%	1.349 5,78%	1.282 5,30%	1.106 5,88%	1.346 6,12%
	08h-14h	315 11,43%	426 4,23%	410 9,76%	420 4,76%	440 7,95%	375 9,07%	398 7,87%



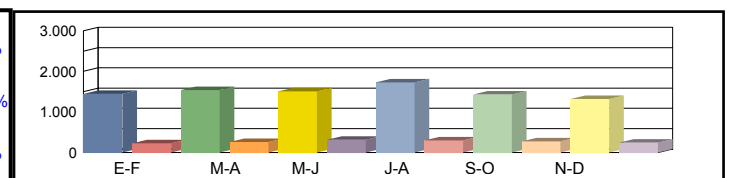
Media Sábados	00h-24h	1.408 11,22%	1.407 9,52%	1.516 9,50%	1.799 7,89%	1.363 8,58%	1.263 9,58%	1.459 9,38%
	06h-22h	1.266 9,48%	1.338 8,45%	1.432 8,73%	1.592 7,41%	1.204 6,98%	1.078 7,42%	1.318 8,08%
	08h-14h	563 8,70%	680 5,44%	776 6,96%	662 9,37%	517 6,77%	455 9,01%	609 7,71%



Media Laborales	00h-24h	1.445 15,22%	1.525 17,11%	1.504 20,48%	1.749 17,38%	1.425 19,58%	1.323 18,59%	1.495 18,06%
	06h-22h	1.313 13,10%	1.452 16,67%	1.422 20,32%	1.586 17,97%	1.281 18,81%	1.182 17,68%	1.373 17,43%
	08h-14h	499 15,03%	625 18,88%	616 22,89%	687 20,82%	544 20,40%	482 19,92%	576 19,66%



Media Diaria	00h-24h	1.441 13,67%	1.538 14,17%	1.507 17,12%	1.729 14,57%	1.429 16,17%	1.317 15,64%	1.494 15,22%
	06h-22h	1.300 11,92%	1.463 13,60%	1.426 16,83%	1.553 14,87%	1.270 15,28%	1.156 14,71%	1.361 14,54%
	08h-14h	481 13,51%	604 15,23%	609 18,72%	646 17,65%	525 16,95%	463 17,06%	555 16,52%



Coeficientes	N	1,10053	1,05028	1,05767	1,10277	1,11241	1,11929	
	L	1,03460	0,98033	0,99402	0,85477	1,04912	1,13001	
Coeficiente	S							0,99895

Los datos en color negro corresponden al total de vehículos y los datos en color azul corresponden a vehículos pesados (en %)



Castilla-La Mancha

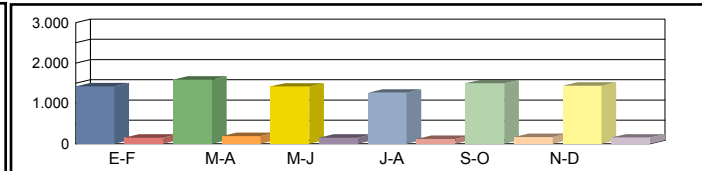
Consejería de Fomento

Estación: CR-21c
Carretera: CM-4129 p.k. 4,00 **Provincia:** CIUDAD REAL
Ubicación: Calzada de Calatrava - Int. CM-413
Año: 2023
Tipo: COBERTURA

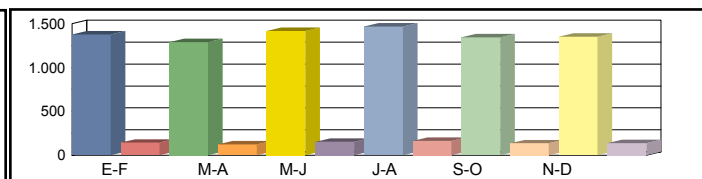
Dirección General de Carreteras

	Ene-Feb	Mar-Abr	May-Jun	Jul-Ago	Sep-Oct	Nov-Dic	IMD
--	---------	---------	---------	---------	---------	---------	-----

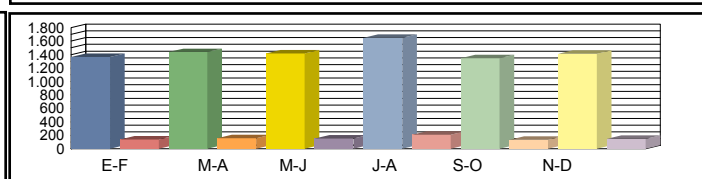
Media Domingos	00h-24h	1.422 9,73%	1.586 10,85%	1.419 9,71%	1.269 8,68%	1.498 10,25%	1.440 9,85%	1.439 9,84%
	06h-22h	1.311 8,14%	1.509 9,37%	1.360 8,45%	1.172 7,28%	1.362 8,46%	1.291 8,01%	1.334 8,28%
	08h-14h	287 5,38%	309 5,80%	295 5,53%	285 5,34%	367 6,89%	355 6,66%	316 5,93%



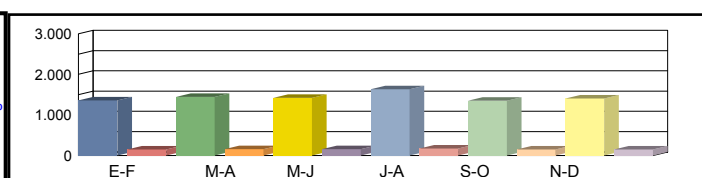
Media Sábados	00h-24h	1.378 9,42%	1.290 8,82%	1.418 9,70%	1.467 10,04%	1.345 9,20%	1.352 9,25%	1.375 9,41%
	06h-22h	1.314 8,16%	1.234 7,66%	1.355 8,41%	1.383 8,59%	1.279 7,94%	1.258 7,81%	1.304 8,09%
	08h-14h	513 9,62%	493 9,25%	558 10,47%	449 8,42%	431 8,09%	430 8,08%	479 8,99%



Media Laborales	00h-24h	1.363 9,32%	1.438 9,84%	1.418 9,70%	1.650 11,28%	1.344 9,19%	1.410 9,65%	1.437 9,83%
	06h-22h	1.290 8,01%	1.427 8,86%	1.397 8,68%	1.558 9,68%	1.259 7,82%	1.349 8,38%	1.380 8,57%
	08h-14h	379 7,12%	475 8,92%	468 8,79%	522 9,80%	414 7,76%	438 8,22%	449 8,44%



Media Diaria	00h-24h	1.360 9,63%	1.446 9,70%	1.421 9,66%	1.636 9,56%	1.347 9,67%	1.406 9,62%	1.436 9,64%
	06h-22h	1.280 8,31%	1.434 8,42%	1.400 8,39%	1.534 8,25%	1.251 8,33%	1.328 8,24%	1.371 8,32%
	08h-14h	370 8,01%	464 8,02%	464 8,16%	498 7,84%	404 8,01%	425 7,98%	438 8,00%



Coeficientes	N							
	L							
Coeficiente	S							

Los datos en color negro corresponden al total de vehículos y los datos en color azul corresponden a vehículos pesados (en %)



Castilla-La Mancha

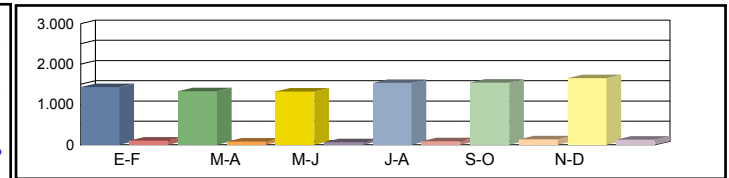
Consejería de Fomento

Estación: CR-21d
Carretera: CM-413 p.k. 12,90 **Provincia:** CIUDAD REAL
Ubicación: Granátula de Cva. - Int. CM-4129
Año: 2023
Tipo: PRIMARIA

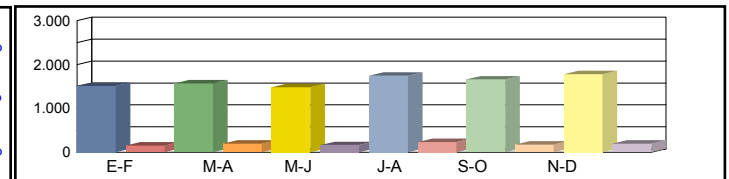
Dirección General de Carreteras

	Ene-Feb	Mar-Abr	May-Jun	Jul-Ago	Sep-Oct	Nov-Dic	IMD
--	---------	---------	---------	---------	---------	---------	-----

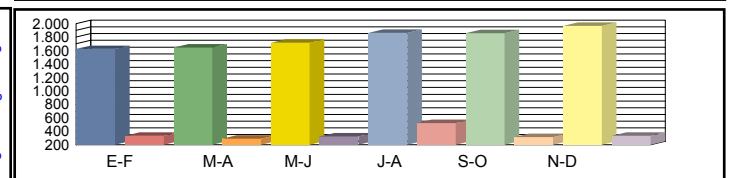
Media Domingos	00h-24h	1.431 7,06%	1.331 5,71%	1.324 4,83%	1.533 5,61%	1.541 8,11%	1.654 7,13%	1.469 6,41%
	06h-22h	1.302 5,91%	1.239 4,76%	1.154 3,90%	1.076 6,88%	1.316 7,22%	1.428 5,95%	1.252 5,77%
	08h-14h	463 6,70%	512 4,69%	486 4,32%	341 11,14%	486 10,70%	505 9,31%	466 7,81%



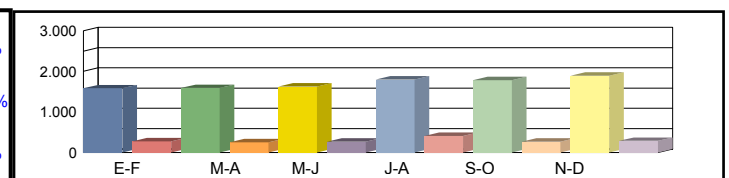
Media Sábados	00h-24h	1.511 9,27%	1.571 11,20%	1.483 9,91%	1.744 11,75%	1.660 9,64%	1.780 10,06%	1.625 10,31%
	06h-22h	1.392 8,41%	1.508 10,81%	1.357 9,21%	1.506 12,88%	1.447 8,78%	1.554 9,01%	1.461 9,85%
	08h-14h	497 6,44%	643 12,13%	580 10,34%	624 12,98%	712 6,04%	724 6,22%	630 9,02%



Media Laborales	00h-24h	1.624 17,00%	1.645 15,08%	1.717 15,90%	1.865 21,88%	1.858 14,42%	1.965 14,55%	1.779 16,47%
	06h-22h	1.493 15,67%	1.558 15,02%	1.596 15,91%	1.688 22,81%	1.701 13,35%	1.816 13,82%	1.642 16,10%
	08h-14h	609 18,56%	671 15,65%	613 17,94%	732 25,27%	713 12,34%	732 14,89%	678 17,44%



Media Diaria	00h-24h	1.581 14,67%	1.589 13,40%	1.627 13,83%	1.800 18,50%	1.784 13,00%	1.894 13,04%	1.712 14,41%
	06h-22h	1.451 13,44%	1.505 13,22%	1.499 13,74%	1.574 19,89%	1.610 12,05%	1.724 12,30%	1.560 14,11%
	08h-14h	573 15,71%	644 13,98%	590 15,25%	661 22,54%	681 11,31%	699 13,02%	641 15,30%



Coeficientes	N	1,08774	1,05584	1,07581	1,10486	1,09230	1,08205	
	L	1,09544	1,08146	1,03611	0,95389	0,95748	0,90534	
Coeficiente	S							0,96274

Los datos en color negro corresponden al total de vehículos y los datos en color azul corresponden a vehículos pesados (en %)



Castilla-La Mancha

Consejería de Fomento

Estación: CR-21e
Carretera: CM-413 p.k. 18,00 **Provincia:** CIUDAD REAL
Ubicación: Int. CM-4129 - Aldea del Rey
Año: 2023
Tipo: COBERTURA

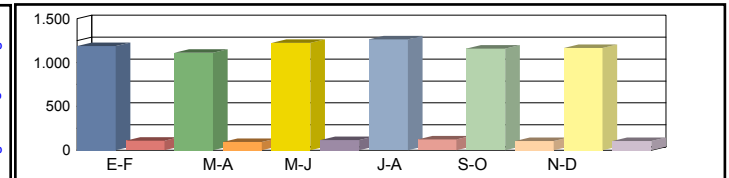
Dirección General de Carreteras

Ene-Feb	Mar-Abr	May-Jun	Jul-Ago	Sep-Oct	Nov-Dic	IMD
---------	---------	---------	---------	---------	---------	-----

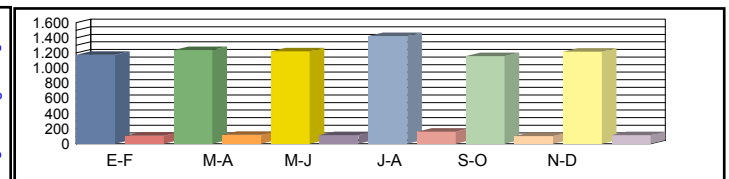
Media Domingos	00h-24h	1.226 8,71%	1.368 9,71%	1.224 8,69%	1.094 7,77%	1.292 9,17%	1.242 8,82%	1.241 8,81%
	06h-22h	1.130 7,77%	1.301 8,95%	1.173 8,06%	1.010 6,95%	1.174 8,07%	1.113 7,65%	1.150 7,91%
	08h-14h	379 5,78%	408 6,22%	389 5,94%	376 5,74%	484 7,39%	468 7,15%	417 6,37%



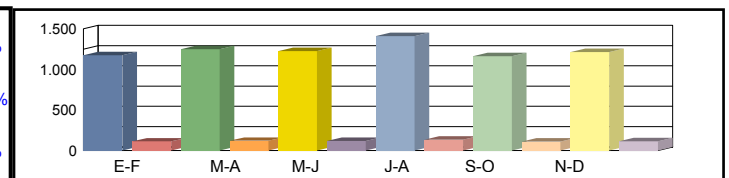
Media Sábados	00h-24h	1.188 8,44%	1.112 7,90%	1.223 8,69%	1.265 8,98%	1.160 8,24%	1.166 8,28%	1.186 8,42%
	06h-22h	1.133 7,79%	1.064 7,31%	1.168 8,03%	1.192 8,20%	1.103 7,58%	1.085 7,46%	1.124 7,73%
	08h-14h	677 10,33%	651 9,93%	736 11,24%	592 9,04%	569 8,69%	568 8,67%	632 9,65%



Media Laborales	00h-24h	1.175 8,35%	1.240 8,81%	1.223 8,69%	1.423 10,10%	1.159 8,23%	1.216 8,63%	1.239 8,80%
	06h-22h	1.112 7,65%	1.230 8,46%	1.205 8,28%	1.343 9,24%	1.085 7,46%	1.163 8,00%	1.190 8,18%
	08h-14h	501 7,64%	627 9,57%	618 9,44%	689 10,52%	546 8,33%	578 8,82%	593 9,06%



Media Diaria	00h-24h	1.173 8,62%	1.247 8,68%	1.225 8,65%	1.411 8,56%	1.162 8,65%	1.213 8,61%	1.238 8,63%
	06h-22h	1.103 7,93%	1.236 8,03%	1.207 8,01%	1.323 7,88%	1.078 7,95%	1.145 7,87%	1.182 7,95%
	08h-14h	489 8,60%	612 8,61%	613 8,76%	657 8,41%	532 8,60%	561 8,56%	577 8,59%



Coeficientes	N							
	L							
Coeficiente	S							

Los datos en color negro corresponden al total de vehículos y los datos en color azul corresponden a vehículos pesados (en %)



Castilla-La Mancha

Consejería de Fomento

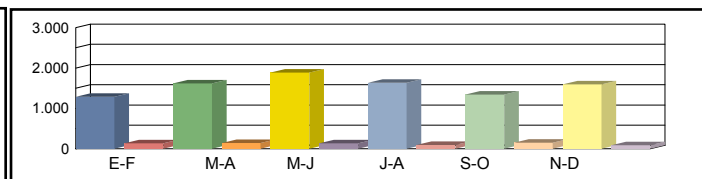
Estación: CR-22
Carretera: CM-412 p.k. 119,94 **Provincia:** CIUDAD REAL
Ubicación: Alcubillas - Villanueva de los Infantes
Año: 2023
Tipo: PRIMARIA

Dirección General de Carreteras

Ene-Feb	Mar-Abr	May-Jun	Jul-Ago	Sep-Oct	Nov-Dic	IMD
---------	---------	---------	---------	---------	---------	-----

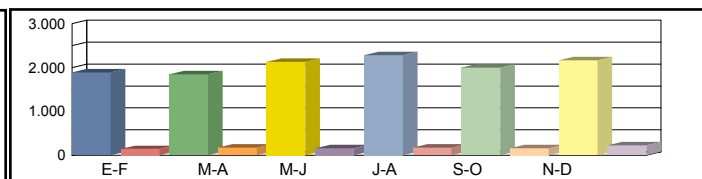
Media 00h-24h
 Domingos 06h-22h
 08h-14h

1.292 9,52%	1.623 8,32%	1.888 6,73%	1.639 5,67%	1.342 10,06%	1.598 5,19%	1.564 7,58%
1.112 6,29%	1.475 6,58%	1.756 5,07%	1.357 5,82%	1.089 9,64%	1.473 4,01%	1.377 6,23%
348 7,76%	737 5,02%	855 3,98%	555 3,24%	361 9,70%	477 6,50%	556 6,03%



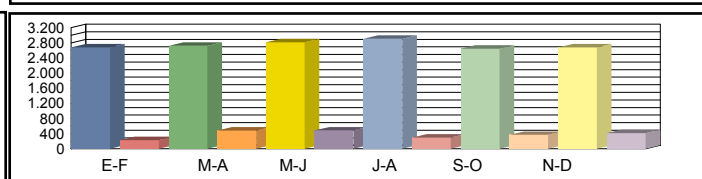
Media 00h-24h
 Sábados 06h-22h
 08h-14h

1.889 6,99%	1.842 8,74%	2.130 7,04%	2.282 7,06%	2.001 7,50%	2.168 9,32%	2.052 7,77%
1.745 4,99%	1.685 8,07%	1.939 6,76%	2.019 7,38%	1.796 6,46%	2.056 9,14%	1.873 7,13%
797 4,77%	766 8,88%	830 7,71%	960 7,92%	761 10,12%	939 8,41%	842 7,97%



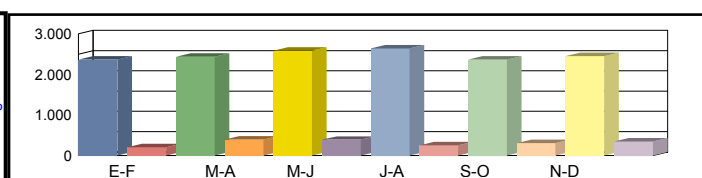
Media 00h-24h
 Laborales 06h-22h
 08h-14h

2.675 7,96%	2.717 15,02%	2.811 14,76%	2.907 9,22%	2.642 12,26%	2.676 13,53%	2.738 12,13%
2.555 7,16%	2.570 14,63%	2.655 14,16%	2.694 9,09%	2.518 11,64%	2.573 13,41%	2.594 11,68%
1.219 6,07%	1.206 14,84%	1.249 13,93%	1.143 9,27%	1.153 10,49%	1.183 11,07%	1.192 10,95%



Media 00h-24h
 Diaria 06h-22h
 08h-14h

2.364 7,95%	2.436 13,71%	2.582 13,01%	2.636 8,61%	2.364 11,51%	2.449 12,21%	2.472 11,17%
2.233 6,85%	2.287 13,21%	2.424 12,38%	2.407 8,64%	2.211 10,90%	2.343 12,04%	2.318 10,67%
1.034 6,00%	1.076 13,29%	1.133 12,18%	1.033 8,62%	983 10,38%	1.047 10,41%	1.051 10,14%



Coeficientes N
 L
 Coeficiente S

1,04697	1,05720	1,05876	1,07906	1,04925	1,04003
1,02355	1,00773	0,97403	0,94186	1,03634	1,02317
0,90295					

Los datos en color negro corresponden al total de vehículos y los datos en color azul corresponden a vehículos pesados (en %)



Castilla-La Mancha

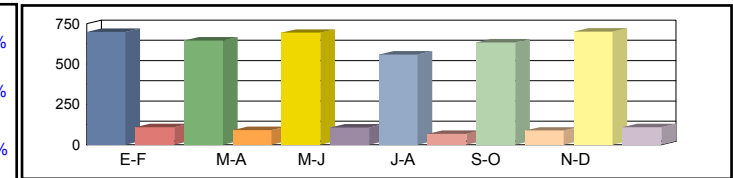
Consejería de Fomento

Estación: CR-222
Carretera: CM-4122 p.k. 6,00 **Provincia:** CIUDAD REAL
Ubicación: Calzada de Calatrava - Sta. Cruz de Mudela
Año: 2023
Tipo: COBERTURA

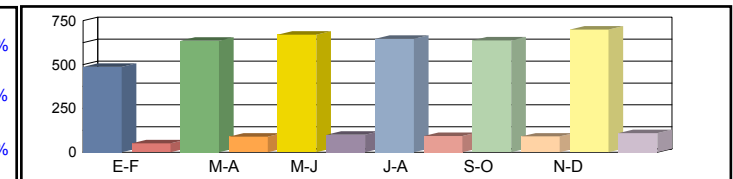
Dirección General de Carreteras

	Ene-Feb	Mar-Abr	May-Jun	Jul-Ago	Sep-Oct	Nov-Dic	IMD
--	---------	---------	---------	---------	---------	---------	-----

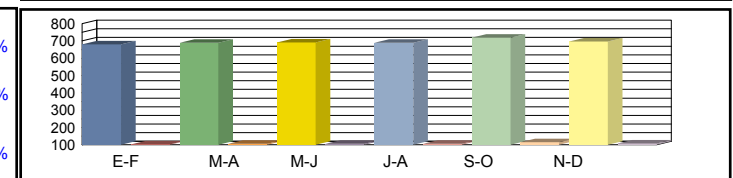
Media Domingos	00h-24h	698 13,50%	645 12,48%	694 13,43%	558 10,79%	634 12,27%	700 13,55%	655 12,67%
	06h-22h	630 9,87%	572 8,95%	589 9,23%	447 7,00%	533 8,35%	566 8,87%	556 8,71%
	08h-14h	275 5,49%	304 6,05%	296 5,90%	274 5,47%	216 4,31%	260 5,19%	271 5,40%



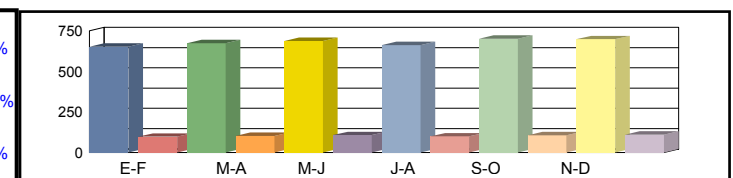
Media Sábados	00h-24h	487 9,42%	635 12,28%	671 12,99%	647 12,52%	638 12,34%	700 13,54%	630 12,18%
	06h-22h	419 6,56%	573 8,97%	594 9,30%	555 8,69%	562 8,80%	631 9,88%	556 8,70%
	08h-14h	279 5,57%	403 8,04%	384 7,67%	344 6,87%	332 6,62%	362 7,21%	351 6,99%



Media Laborales	00h-24h	681 13,17%	689 13,32%	691 13,38%	689 13,34%	719 13,91%	697 13,49%	694 13,43%
	06h-22h	609 9,54%	618 9,67%	617 9,66%	592 9,27%	641 10,03%	619 9,69%	616 9,65%
	08h-14h	369 7,35%	344 6,85%	351 7,01%	360 7,17%	394 7,85%	368 7,34%	364 7,26%



Media Diaria	00h-24h	652 12,91%	673 13,17%	687 13,41%	662 12,96%	701 13,15%	698 13,50%	679 13,18%
	06h-22h	582 9,27%	605 9,48%	609 9,57%	560 9,16%	620 9,37%	613 9,60%	598 9,41%
	08h-14h	343 6,82%	340 7,25%	343 7,18%	344 7,00%	365 6,80%	352 7,01%	348 7,01%



Coeficientes	N							
	L							
Coeficiente	S							

Los datos en color negro corresponden al total de vehículos y los datos en color azul corresponden a vehículos pesados (en %)



Castilla-La Mancha

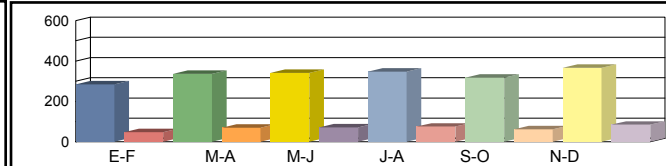
Consejería de Fomento

Estación: CR-224
Carretera: CM-4109 p.k. 9,50 **Provincia:** CIUDAD REAL
Ubicación: Alcolea de Calatrava - Picón
Año: 2023
Tipo: COBERTURA

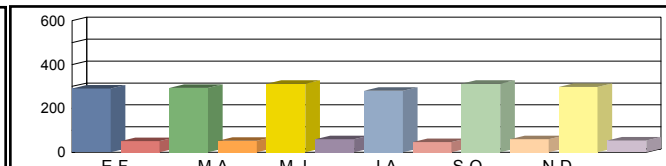
Dirección General de Carreteras

	Ene-Feb	Mar-Abr	May-Jun	Jul-Ago	Sep-Oct	Nov-Dic	IMD
--	---------	---------	---------	---------	---------	---------	-----

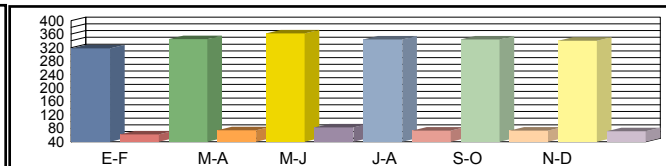
Media Domingos	00h-24h	285 14,60%	337 17,30%	341 17,48%	348 17,86%	318 16,28%	367 18,81%	333 17,05%
	06h-22h	210 8,86%	268 11,31%	278 11,73%	237 10,01%	248 10,45%	294 12,39%	256 10,79%
	08h-14h	79 9,13%	115 13,26%	104 12,07%	93 10,73%	124 14,30%	127 14,71%	107 12,37%



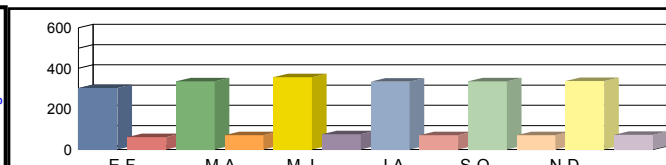
Media Sábados	00h-24h	290 14,86%	293 14,99%	312 15,99%	280 14,34%	313 16,04%	298 15,29%	298 15,25%
	06h-22h	230 9,70%	230 9,69%	246 10,35%	219 9,21%	241 10,16%	230 9,71%	233 9,80%
	08h-14h	124 14,39%	123 14,21%	122 14,14%	119 13,76%	134 15,45%	120 13,92%	124 14,31%



Media Laborales	00h-24h	318 16,30%	345 17,68%	362 18,56%	344 17,63%	344 17,63%	340 17,41%	342 17,54%
	06h-22h	264 11,11%	284 11,97%	303 12,76%	270 11,37%	285 12,02%	282 11,90%	281 11,86%
	08h-14h	137 15,90%	141 16,31%	158 18,27%	122 14,07%	137 15,88%	135 15,56%	138 16,00%



Media Diaria	00h-24h	303 16,84%	336 17,24%	356 17,41%	335 17,23%	336 17,25%	337 17,50%	334 17,24%
	06h-22h	247 11,20%	274 11,55%	296 11,71%	255 11,30%	274 11,50%	276 11,71%	270 11,49%
	08h-14h	126 15,01%	135 15,58%	149 15,40%	113 15,15%	134 15,90%	130 15,74%	131 15,46%



Coeficientes	N							
	L							
Coeficiente	S							

Los datos en color negro corresponden al total de vehículos y los datos en color azul corresponden a vehículos pesados (en %)



Castilla-La Mancha

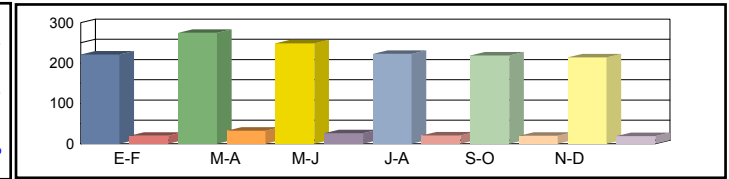
Consejería de Fomento

Estación: CR-225
Carretera: CM-4103 p.k. 39,00 **Provincia:** CIUDAD REAL
Ubicación: Horcajo de los Montes - La Puebla de Don Rodrigo
Año: 2023
Tipo: COBERTURA

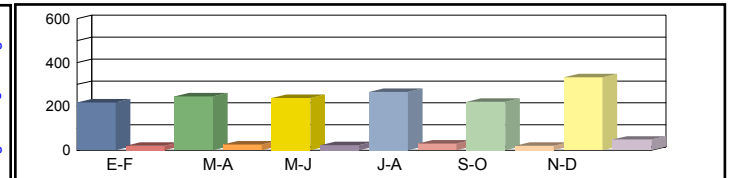
Dirección General de Carreteras

	Ene-Feb	Mar-Abr	May-Jun	Jul-Ago	Sep-Oct	Nov-Dic	IMD
--	---------	---------	---------	---------	---------	---------	-----

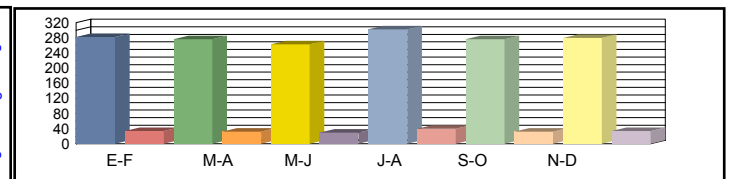
Media Domingos	00h-24h	221 8,45%	275 10,54%	249 9,53%	223 8,53%	219 8,39%	214 8,20%	234 8,94%
	06h-22h	165 8,86%	209 11,21%	191 10,22%	170 9,13%	166 8,89%	160 8,59%	177 9,48%
	08h-14h	72 4,95%	84 5,76%	71 4,84%	74 5,10%	60 4,14%	92 6,34%	76 5,19%



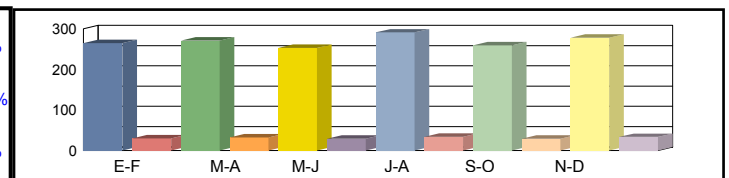
Media Sábados	00h-24h	218 8,34%	246 9,43%	238 9,09%	266 10,17%	221 8,47%	333 12,75%	254 9,71%
	06h-22h	161 8,63%	187 10,03%	185 9,94%	203 10,89%	165 8,84%	255 13,69%	193 10,34%
	08h-14h	80 5,49%	104 7,11%	91 6,25%	106 7,28%	87 5,98%	96 6,56%	94 6,45%



Media Laborales	00h-24h	282 10,80%	276 10,56%	263 10,06%	302 11,57%	276 10,56%	280 10,71%	280 10,71%
	06h-22h	217 11,60%	213 11,43%	205 11,01%	235 12,57%	211 11,31%	216 11,57%	216 11,58%
	08h-14h	107 7,31%	106 7,26%	103 7,07%	114 7,80%	111 7,63%	108 7,41%	108 7,41%



Media Diaria	00h-24h	265 10,05%	271 10,51%	253 10,31%	291 10,33%	259 10,06%	278 10,65%	270 10,32%
	06h-22h	202 10,77%	208 11,30%	197 11,15%	226 11,13%	197 10,80%	214 11,45%	207 11,10%
	08h-14h	98 6,78%	102 7,13%	96 6,88%	109 7,06%	101 6,74%	104 7,13%	102 6,95%



Coeficientes	N							
	L							
Coeficiente	S							

Los datos en color negro corresponden al total de vehículos y los datos en color azul corresponden a vehículos pesados (en %)



Castilla-La Mancha

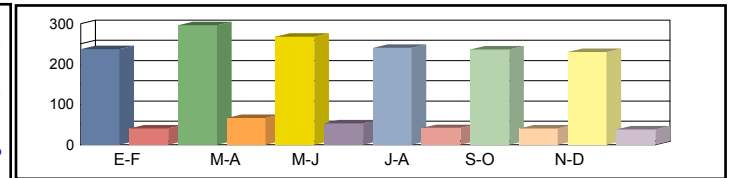
Consejería de Fomento

Estación: CR-226
Carretera: CM-4103 p.k. 52,00 **Provincia:** CIUDAD REAL
Ubicación: La Puebla de Don Rodrigo - Agudo
Año: 2023
Tipo: COBERTURA

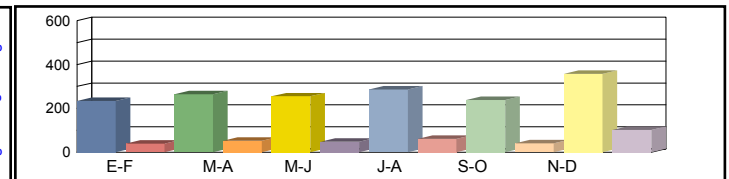
Dirección General de Carreteras

Ene-Feb	Mar-Abr	May-Jun	Jul-Ago	Sep-Oct	Nov-Dic	IMD
---------	---------	---------	---------	---------	---------	-----

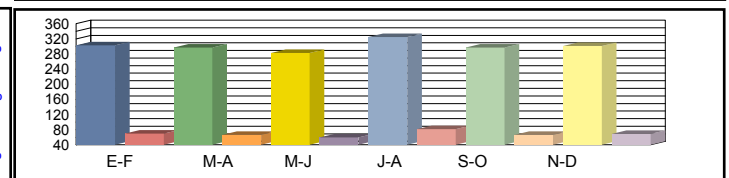
Media Domingos	00h-24h	237 14,66%	296 18,30%	268 16,54%	240 14,82%	236 14,57%	230 14,24%	251 15,52%
	06h-22h	178 11,88%	225 15,03%	205 13,70%	183 12,24%	178 11,91%	172 11,52%	190 12,71%
	08h-14h	81 11,59%	94 13,51%	79 11,33%	83 11,96%	68 9,69%	104 14,85%	85 12,16%



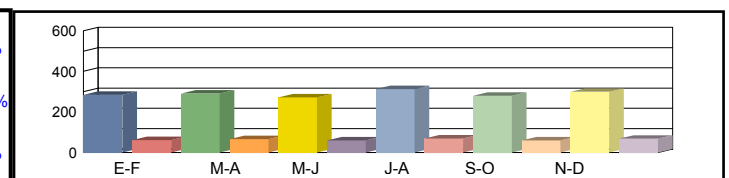
Media Sábados	00h-24h	234 14,49%	265 16,37%	255 15,79%	286 17,67%	238 14,71%	358 22,13%	273 16,86%
	06h-22h	173 11,57%	201 13,45%	199 13,32%	218 14,60%	177 11,86%	274 18,35%	207 13,86%
	08h-14h	90 12,86%	116 16,66%	102 14,65%	119 17,06%	98 14,01%	107 15,38%	105 15,10%



Media Laborales	00h-24h	303 18,76%	297 18,34%	283 17,48%	325 20,09%	297 18,33%	301 18,60%	301 18,60%
	06h-22h	233 15,55%	229 15,32%	221 14,76%	252 16,85%	227 15,16%	232 15,52%	232 15,53%
	08h-14h	119 17,12%	119 17,00%	115 16,56%	127 18,27%	125 17,88%	121 17,36%	121 17,37%



Media Diaria	00h-24h	284 17,45%	291 18,24%	272 17,91%	313 17,93%	279 17,47%	299 18,49%	290 17,92%
	06h-22h	217 14,43%	224 15,15%	213 14,94%	242 14,92%	212 14,48%	230 15,35%	223 14,88%
	08h-14h	109 15,89%	115 16,71%	107 16,11%	121 16,54%	114 15,78%	117 16,71%	114 16,29%



Coeficientes	N							
	L							
Coeficiente	S							

Los datos en color negro corresponden al total de vehículos y los datos en color azul corresponden a vehículos pesados (en %)



Castilla-La Mancha

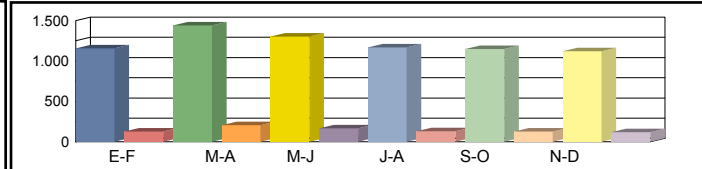
Consejería de Fomento

Estación: CR-229
Carretera: CM-415 p.k. 20,00 **Provincia:** CIUDAD REAL
Ubicación: Saceruela - Int. CR-4192
Año: 2023
Tipo: COBERTURA

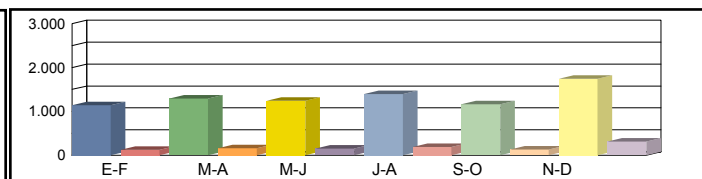
Dirección General de Carreteras

	Ene-Feb	Mar-Abr	May-Jun	Jul-Ago	Sep-Oct	Nov-Dic	IMD
--	---------	---------	---------	---------	---------	---------	-----

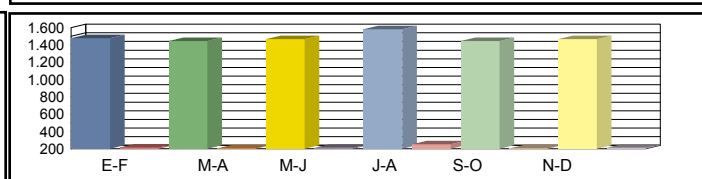
Media Domingos	00h-24h	1.156 10,00%	1.442 12,48%	1.304 11,28%	1.168 10,10%	1.148 9,94%	1.223 10,59%
	06h-22h	1.023 7,61%	1.295 9,64%	1.181 8,78%	1.055 7,85%	1.026 7,64%	993 7,38%
	08h-14h	445 5,62%	518 6,54%	435 5,49%	459 5,79%	372 4,70%	466 5,89%



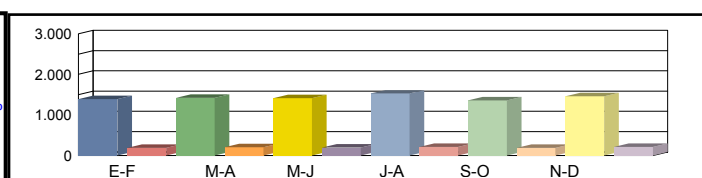
Media Sábados	00h-24h	1.142 9,88%	1.290 11,16%	1.244 10,77%	1.392 12,05%	1.159 10,03%	1.744 15,09%
	06h-22h	997 7,42%	1.159 8,62%	1.148 8,54%	1.258 9,36%	1.022 7,60%	1.581 11,77%
	08h-14h	493 6,23%	639 8,07%	562 7,10%	655 8,26%	537 6,79%	590 7,45%



Media Laborales	00h-24h	1.478 12,79%	1.445 12,51%	1.466 12,69%	1.583 13,70%	1.444 12,50%	1.469 12,72%
	06h-22h	1.340 9,97%	1.320 9,82%	1.337 9,95%	1.452 10,80%	1.306 9,72%	1.332 9,91%
	08h-14h	657 8,29%	652 8,24%	666 8,41%	701 8,85%	686 8,66%	666 8,41%



Media Diaria	00h-24h	1.387 11,90%	1.417 12,44%	1.411 12,21%	1.526 12,23%	1.356 11,92%	1.460 12,61%
	06h-22h	1.246 9,25%	1.289 9,71%	1.288 9,58%	1.396 9,56%	1.219 9,28%	1.318 9,84%
	08h-14h	602 7,70%	628 8,09%	618 7,80%	668 8,01%	624 7,65%	641 8,10%



Coeficientes	N						
	L						
Coeficiente	S						

Los datos en color negro corresponden al total de vehículos y los datos en color azul corresponden a vehículos pesados (en %)



Castilla-La Mancha

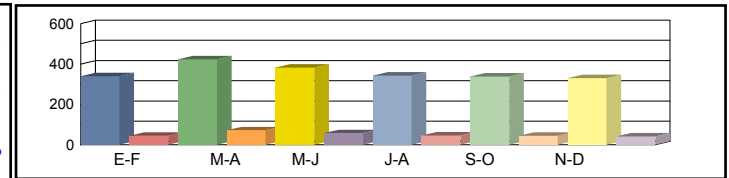
Consejería de Fomento

Estación: CR-229a
Carretera: CM-415 p.k. 10,00 **Provincia:** CIUDAD REAL
Ubicación: Int. N-430 (Puente Retama) - Saceruela
Año: 2023
Tipo: COBERTURA

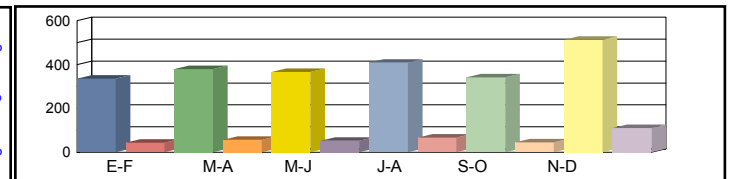
Dirección General de Carreteras

	Ene-Feb	Mar-Abr	May-Jun	Jul-Ago	Sep-Oct	Nov-Dic	IMD
--	---------	---------	---------	---------	---------	---------	-----

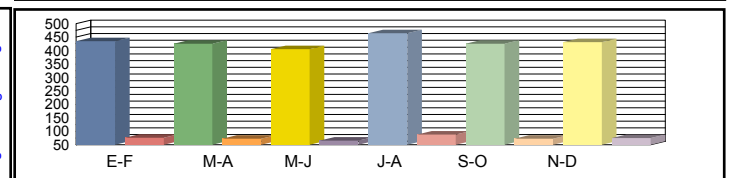
Media Domingos	00h-24h	340 11,70%	424 14,61%	383 13,20%	343 11,83%	338 11,63%	330 11,37%	360 12,39%
	06h-22h	279 9,25%	353 11,71%	321 10,67%	287 9,54%	279 9,28%	270 8,97%	298 9,90%
	08h-14h	112 4,00%	130 4,66%	109 3,91%	115 4,13%	93 3,34%	143 5,12%	117 4,19%



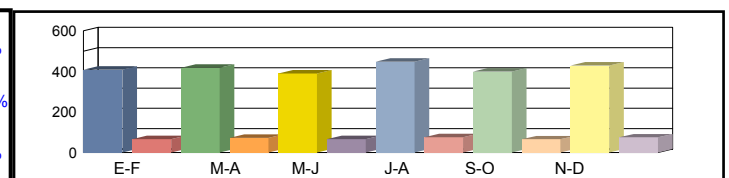
Media Sábados	00h-24h	336 11,56%	379 13,07%	366 12,60%	409 14,10%	341 11,74%	513 17,67%	391 13,46%
	06h-22h	271 9,01%	316 10,48%	312 10,38%	343 11,37%	278 9,24%	431 14,30%	325 10,80%
	08h-14h	124 4,44%	160 5,75%	141 5,05%	164 5,89%	135 4,83%	148 5,30%	145 5,21%



Media Laborales	00h-24h	435 14,97%	425 14,64%	405 13,95%	465 16,03%	425 14,63%	431 14,85%	431 14,85%
	06h-22h	365 12,12%	359 11,94%	346 11,50%	395 13,13%	356 11,81%	364 12,09%	364 12,10%
	08h-14h	165 5,91%	164 5,87%	159 5,71%	176 6,30%	172 6,17%	167 5,99%	167 5,99%



Media Diaria	00h-24h	408 13,93%	417 14,56%	390 14,29%	448 14,31%	399 13,95%	428 14,75%	415 14,30%
	06h-22h	339 11,24%	351 11,80%	333 11,64%	380 11,62%	332 11,28%	360 11,96%	349 11,59%
	08h-14h	151 5,48%	158 5,76%	148 5,56%	168 5,71%	156 5,45%	161 5,77%	157 5,62%



Coeficientes	N						
	L						
Coeficiente	S						

Los datos en color negro corresponden al total de vehículos y los datos en color azul corresponden a vehículos pesados (en %)



Castilla-La Mancha

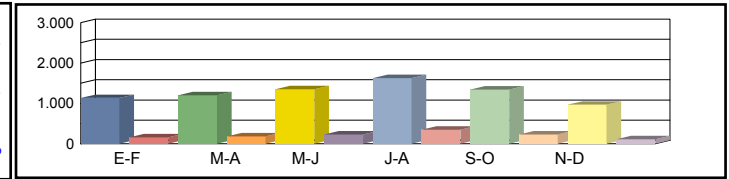
Consejería de Fomento

Estación: CR-22a
Carretera: CM-3129 p.k. 29,00 **Provincia:** CIUDAD REAL
Ubicación: Villanueva de los Infantes - Cózar
Año: 2023
Tipo: COBERTURA

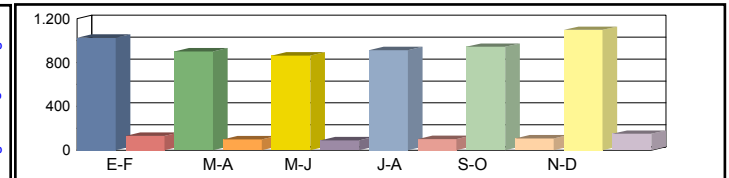
Dirección General de Carreteras

Ene-Feb	Mar-Abr	May-Jun	Jul-Ago	Sep-Oct	Nov-Dic	IMD
---------	---------	---------	---------	---------	---------	-----

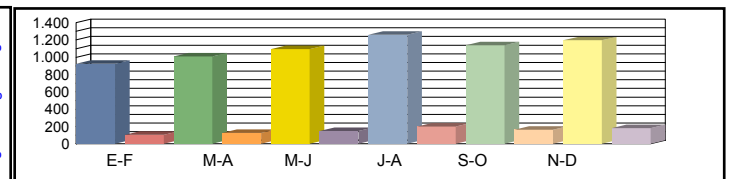
Media Domingos	00h-24h	1.135 12,42%	1.202 13,16%	1.353 14,81%	1.628 17,82%	1.342 14,69%	970 10,62%	1.272 13,92%
	06h-22h	1.028 8,41%	1.105 9,05%	1.255 10,27%	1.540 12,60%	1.239 10,14%	908 7,43%	1.179 9,65%
	08h-14h	212 7,60%	330 11,85%	350 12,55%	292 10,49%	249 8,93%	311 11,17%	291 10,43%



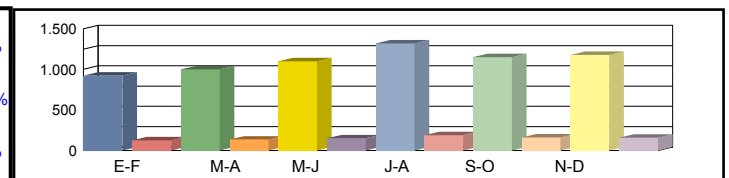
Media Sábados	00h-24h	1.025 11,22%	901 9,86%	862 9,43%	912 9,98%	943 10,32%	1.097 12,01%	957 10,47%
	06h-22h	965 7,90%	815 6,67%	764 6,26%	792 6,48%	855 6,99%	1.006 8,24%	866 7,09%
	08h-14h	485 17,43%	305 10,95%	295 10,59%	361 12,96%	435 15,62%	465 16,68%	391 14,04%



Media Laborales	00h-24h	925 10,13%	1.010 11,05%	1.094 11,97%	1.260 13,79%	1.138 12,45%	1.196 13,09%	1.104 12,08%
	06h-22h	843 6,90%	924 7,56%	1.007 8,24%	1.148 9,40%	1.080 8,84%	1.095 8,96%	1.016 8,32%
	08h-14h	324 11,63%	317 11,40%	354 12,71%	420 15,07%	356 12,77%	372 13,34%	357 12,82%



Media Diaria	00h-24h	922 11,93%	999 11,84%	1.098 12,02%	1.318 12,52%	1.152 12,13%	1.177 11,79%	1.111 12,04%
	06h-22h	840 8,22%	912 8,13%	1.008 8,25%	1.200 8,61%	1.092 8,33%	1.079 8,13%	1.022 8,28%
	08h-14h	323 12,66%	308 12,34%	345 12,39%	411 12,43%	353 12,59%	382 13,06%	354 12,58%



Coeficientes	N							
	L							
Coeficiente	S							

Los datos en color negro corresponden al total de vehículos y los datos en color azul corresponden a vehículos pesados (en %)



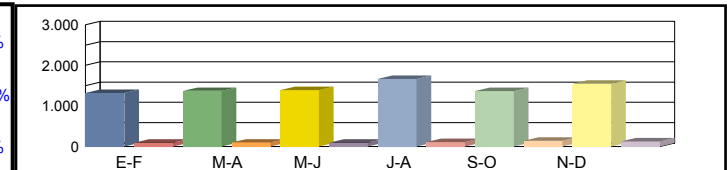
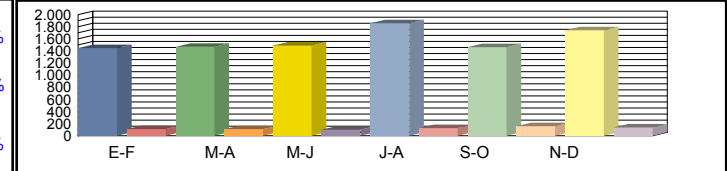
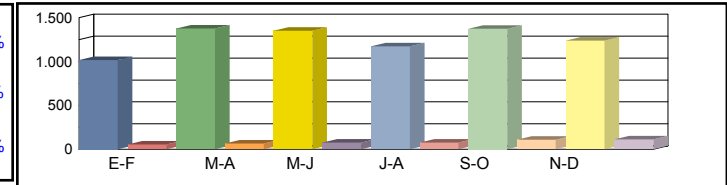
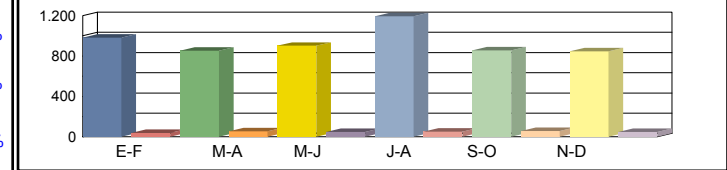
Castilla-La Mancha

Consejería de Fomento

Estación: CR-22c
Carretera: CM-3127 p.k. 32,10 **Provincia:** CIUDAD REAL
Ubicación: Villanueva de los Infantes - Int. CR-641 (Montiel)
Año: 2023
Tipo: PRIMARIA

Dirección General de Carreteras

	Ene-Feb	Mar-Abr	May-Jun	Jul-Ago	Sep-Oct	Nov-Dic	IMD
--	---------	---------	---------	---------	---------	---------	-----



Coeficientes	N	1,07265	1,07687	1,07498	1,09687	1,09261	1,07121	
	L	1,09122	1,07342	1,05902	0,85030	1,07929	0,90487	
Coeficiente	S							0,91287

Los datos en color negro corresponden al total de vehículos y los datos en color azul corresponden a vehículos pesados (en %)



Castilla-La Mancha

Consejería de Fomento

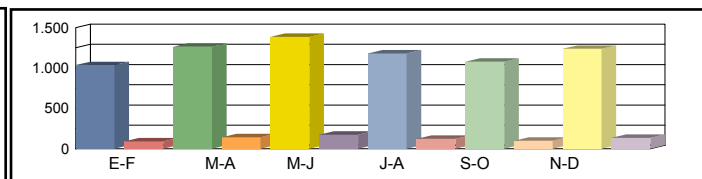
Estación: CR-22d
Carretera: CM-412 p.k. 126,00 **Provincia:** CIUDAD REAL
Ubicación: Villanueva de los Infantes - Villahermosa
Año: 2023
Tipo: COBERTURA

Dirección General de Carreteras

Ene-Feb	Mar-Abr	May-Jun	Jul-Ago	Sep-Oct	Nov-Dic	IMD
---------	---------	---------	---------	---------	---------	-----

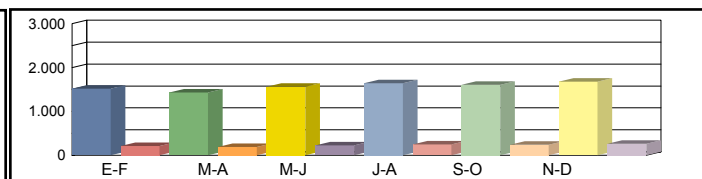
Media 00h-24h
 Domingos 06h-22h
 08h-14h

1.037 8,33%	1.264 10,15%	1.387 11,14%	1.180 9,47%	1.077 8,65%	1.238 9,94%	1.197 9,61%
896 7,47%	1.161 9,67%	1.304 10,87%	1.015 8,46%	887 7,39%	1.132 9,43%	1.066 8,88%
301 4,26%	612 8,67%	674 9,55%	480 6,80%	328 4,65%	407 5,76%	467 6,61%



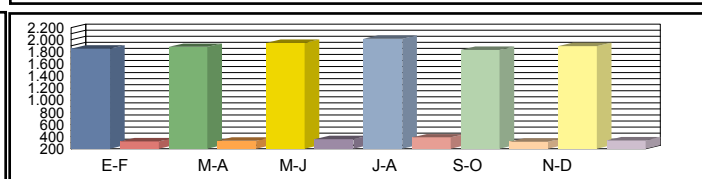
Media 00h-24h
 Sábados 06h-22h
 08h-14h

1.516 12,17%	1.434 11,52%	1.565 12,57%	1.642 13,19%	1.606 12,90%	1.679 13,49%	1.574 12,64%
1.407 11,72%	1.326 11,05%	1.440 12,00%	1.510 12,58%	1.462 12,18%	1.580 13,16%	1.454 12,12%
688 9,75%	636 9,01%	654 9,27%	830 11,76%	691 9,80%	801 11,35%	717 10,16%



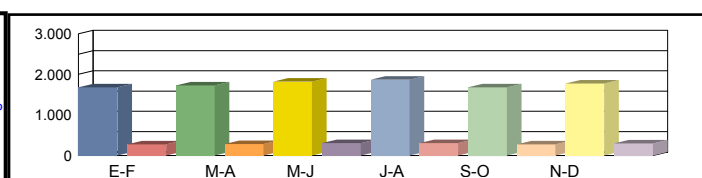
Media 00h-24h
 Laborales 06h-22h
 08h-14h

1.853 14,88%	1.882 15,12%	1.948 15,64%	2.014 16,17%	1.830 14,70%	1.897 15,23%	1.904 15,29%
1.773 14,77%	1.783 14,86%	1.842 15,35%	1.869 15,58%	1.747 14,56%	1.800 15,00%	1.802 15,02%
913 12,94%	903 12,80%	936 13,26%	856 12,13%	864 12,24%	893 12,65%	894 12,67%



Media 00h-24h
 Diaria 06h-22h
 08h-14h

1.680 13,81%	1.727 13,98%	1.824 14,27%	1.867 14,12%	1.677 13,96%	1.772 14,23%	1.758 14,06%
1.590 13,46%	1.626 13,68%	1.717 13,98%	1.709 13,72%	1.574 13,51%	1.673 13,94%	1.648 13,71%
797 11,04%	825 11,56%	867 11,73%	791 11,69%	758 11,10%	810 11,48%	808 11,43%



Coeficientes N
 L
 Coeficiente S

Los datos en color negro corresponden al total de vehículos y los datos en color azul corresponden a vehículos pesados (en %)



Castilla-La Mancha

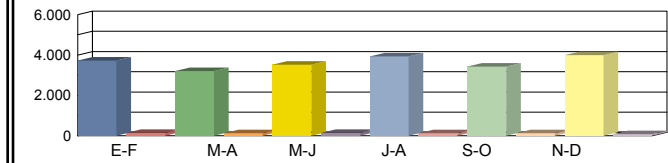
Consejería de Fomento

Estación: CR-23
Carretera: CM-400a p.k. 1,25 **Provincia:** CIUDAD REAL
Ubicación: Enlace CM-42 -Tomelloso
Año: 2023
Tipo: PRIMARIA

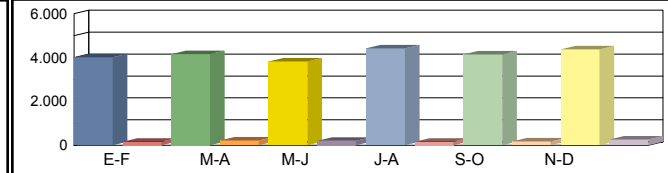
Dirección General de Carreteras

	Ene-Feb	Mar-Abr	May-Jun	Jul-Ago	Sep-Oct	Nov-Dic	IMD
--	---------	---------	---------	---------	---------	---------	-----

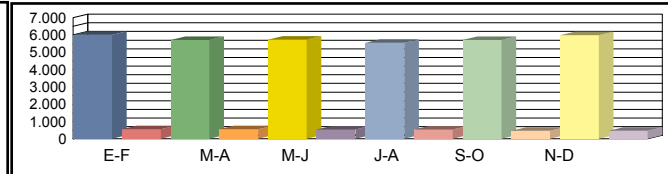
Media Domingos	00h-24h	3.725 3,89%	3.215 3,89%	3.526 3,89%	3.934 3,13%	3.425 3,77%	4.002 2,25%	3.638 3,47%
	06h-22h	3.223 3,91%	2.602 4,38%	2.898 4,45%	3.188 2,85%	3.022 3,57%	3.449 2,12%	3.064 3,55%
	08h-14h	768 4,56%	741 3,64%	835 5,15%	1.520 2,11%	847 4,25%	1.073 2,24%	964 3,66%



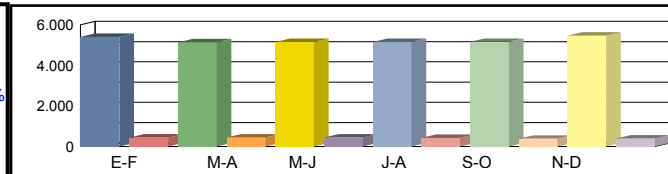
Media Sábados	00h-24h	4.009 3,94%	4.162 4,88%	3.826 5,10%	4.422 3,53%	4.140 4,08%	4.374 5,69%	4.156 4,54%
	06h-22h	3.441 3,57%	3.629 4,30%	3.292 4,56%	3.940 3,38%	3.547 3,24%	3.951 5,19%	3.633 4,04%
	08h-14h	1.530 4,12%	1.722 2,56%	1.601 3,25%	1.712 2,98%	1.778 2,70%	1.915 4,96%	1.710 3,43%



Media Laborales	00h-24h	6.015 8,43%	5.721 8,81%	5.738 8,66%	5.548 8,83%	5.711 7,62%	5.985 7,30%	5.786 8,28%
	06h-22h	5.536 8,40%	5.323 8,74%	5.324 8,66%	4.976 9,30%	5.385 7,37%	5.562 7,14%	5.351 8,27%
	08h-14h	2.262 10,96%	2.080 11,97%	2.189 11,79%	1.871 11,38%	2.017 9,62%	2.122 9,94%	2.090 10,94%



Media Diaria	00h-24h	5.401 7,50%	5.141 7,92%	5.149 7,83%	5.157 7,56%	5.160 6,86%	5.472 6,60%	5.247 7,38%
	06h-22h	4.906 7,48%	4.693 7,91%	4.687 7,87%	4.572 7,92%	4.785 6,60%	5.030 6,44%	4.779 7,37%
	08h-14h	1.944 9,83%	1.837 10,23%	1.912 10,36%	1.798 9,12%	1.816 8,31%	1.943 8,65%	1.875 9,42%



Coeficientes	N	1,08652	1,07477	1,07776	1,11495	1,06054	1,07605	
	L	0,96193	1,01136	1,00837	1,04290	1,01313	0,96675	
Coeficiente	S							0,90672

Los datos en color negro corresponden al total de vehículos y los datos en color azul corresponden a vehículos pesados (en %)



Castilla-La Mancha

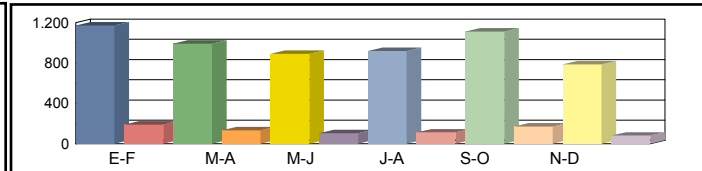
Consejería de Fomento

Estación: CR-230
Carretera: CM-4115 p.k. 14,00 **Provincia:** CIUDAD REAL
Ubicación: Villamayor de Calatrava - Almodóvar de Campo
Año: 2023
Tipo: COBERTURA

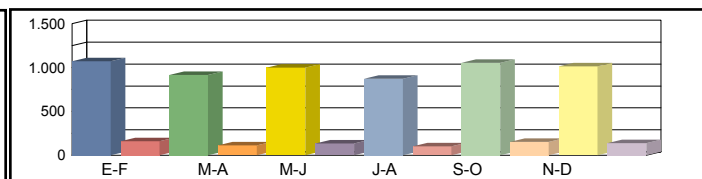
Dirección General de Carreteras

Ene-Feb	Mar-Abr	May-Jun	Jul-Ago	Sep-Oct	Nov-Dic	IMD
---------	---------	---------	---------	---------	---------	-----

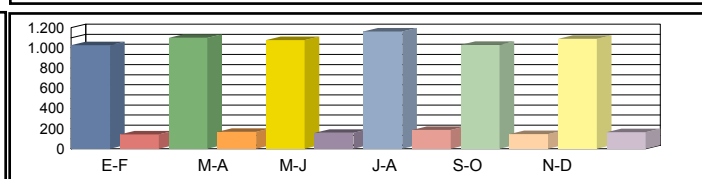
Media Domingos	00h-24h	1.171 14,03%	993 11,90%	891 10,67%	918 11,01%	1.112 13,33%	787 9,43%	979 11,73%
	06h-22h	1.020 12,04%	843 9,96%	769 9,08%	794 9,37%	963 11,37%	673 7,95%	844 9,96%
	08h-14h	332 6,56%	227 4,48%	287 5,67%	306 6,06%	298 5,89%	352 6,95%	300 5,93%



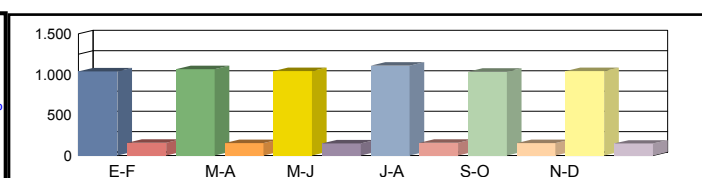
Media Sábados	00h-24h	1.073 12,86%	914 10,95%	998 11,96%	873 10,46%	1.052 12,61%	1.012 12,13%	987 11,83%
	06h-22h	911 10,76%	748 8,83%	834 9,85%	735 8,68%	874 10,32%	895 10,56%	833 9,83%
	08h-14h	446 8,82%	356 7,03%	439 8,68%	394 7,79%	423 8,36%	426 8,42%	414 8,18%



Media Laborales	00h-24h	1.026 12,29%	1.100 13,18%	1.077 12,91%	1.163 13,93%	1.031 12,36%	1.091 13,07%	1.081 12,96%
	06h-22h	888 10,49%	962 11,35%	934 11,03%	1.017 12,00%	894 10,56%	925 10,92%	937 11,06%
	08h-14h	409 8,09%	513 10,15%	461 9,11%	516 10,20%	423 8,36%	458 9,05%	463 9,16%



Media Diaria	00h-24h	1.038 13,06%	1.064 12,48%	1.039 12,45%	1.107 12,29%	1.032 12,92%	1.040 12,30%	1.053 12,58%
	06h-22h	897 11,13%	921 10,56%	896 10,58%	964 10,46%	890 10,98%	882 10,52%	908 10,70%
	08h-14h	391 8,70%	459 8,15%	433 8,56%	481 8,49%	397 8,54%	438 8,70%	433 8,52%



Coeficientes	N							
	L							
Coeficiente	S							

Los datos en color negro corresponden al total de vehículos y los datos en color azul corresponden a vehículos pesados (en %)



Castilla-La Mancha

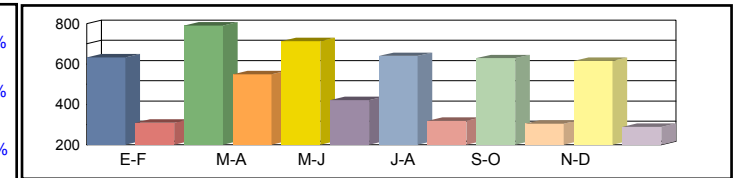
Consejería de Fomento

Estación: CR-231
Carretera: CM-4202 p.k. 2,00 **Provincia:** CIUDAD REAL
Ubicación: Int. N-420 - Int CM-4201 (Bienvenida)
Año: 2023
Tipo: COBERTURA

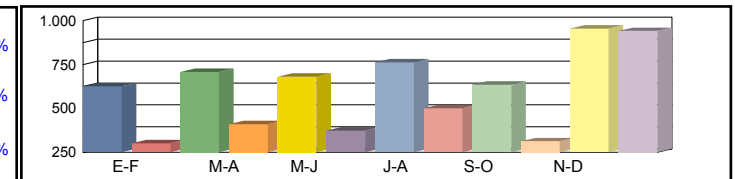
Dirección General de Carreteras

	Ene-Feb	Mar-Abr	May-Jun	Jul-Ago	Sep-Oct	Nov-Dic	IMD
--	---------	---------	---------	---------	---------	---------	-----

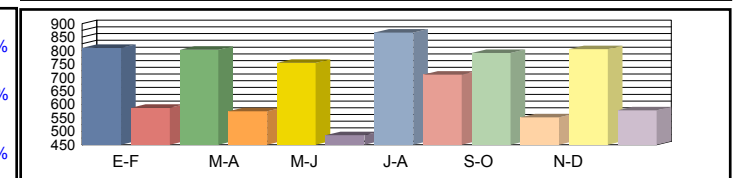
Media Domingos	00h-24h	633 32,88%	790 41,04%	714 37,09%	640 33,22%	629 32,68%	615 31,94%	670 34,81%
	06h-22h	576 31,25%	728 39,54%	664 36,05%	593 32,22%	577 31,34%	558 30,31%	616 33,45%
	08h-14h	256 30,27%	299 35,26%	251 29,59%	265 31,22%	214 25,30%	329 38,77%	269 31,74%



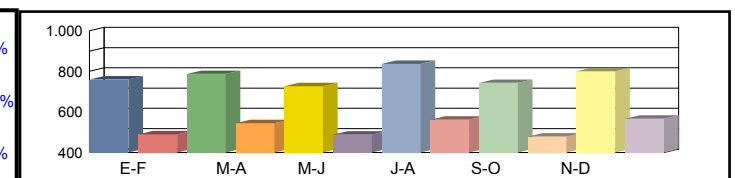
Media Sábados	00h-24h	625 32,48%	707 36,71%	681 35,40%	763 39,62%	635 32,99%	955 49,63%	728 37,81%
	06h-22h	561 30,43%	652 35,39%	646 35,05%	708 38,41%	575 31,20%	889 48,29%	672 36,46%
	08h-14h	284 33,57%	369 43,50%	324 38,25%	377 44,53%	310 36,57%	340 40,14%	334 39,43%



Media Laborales	00h-24h	810 42,06%	803 41,72%	754 39,19%	867 45,05%	791 41,10%	805 41,81%	805 41,82%
	06h-22h	754 40,92%	752 40,82%	715 38,83%	817 44,34%	735 39,89%	749 40,66%	754 40,91%
	08h-14h	379 44,70%	384 45,31%	366 43,24%	404 47,69%	396 46,69%	384 45,31%	386 45,49%



Media Diaria	00h-24h	760 39,14%	787 40,91%	726 40,16%	836 40,21%	743 39,18%	800 41,45%	775 40,17%
	06h-22h	701 37,97%	734 39,87%	689 39,32%	785 39,25%	686 38,09%	741 40,39%	723 39,15%
	08h-14h	347 41,49%	370 43,62%	340 42,06%	385 43,19%	360 41,21%	370 43,64%	362 42,53%



Coeficientes	N							
	L							
Coeficiente	S							

Los datos en color negro corresponden al total de vehículos y los datos en color azul corresponden a vehículos pesados (en %)



Castilla-La Mancha

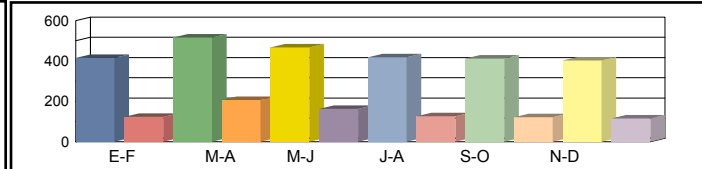
Consejería de Fomento

Estación: CR-231b
Carretera: CM-4201 p.k. 2,20 **Provincia:** CIUDAD REAL
Ubicación: Int. CM-4202 - Límite Provincia con Córdoba
Año: 2023
Tipo: COBERTURA

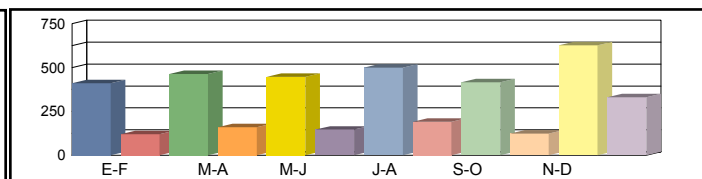
Dirección General de Carreteras

	Ene-Feb	Mar-Abr	May-Jun	Jul-Ago	Sep-Oct	Nov-Dic	IMD
--	---------	---------	---------	---------	---------	---------	-----

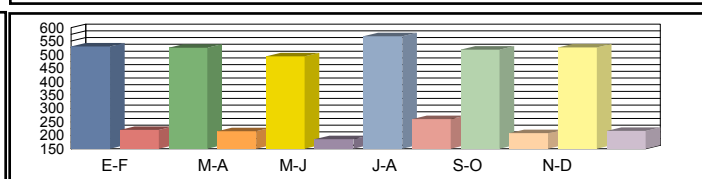
Media Domingos	00h-24h	415 22,93%	517 28,62%	468 25,86%	419 23,17%	412 22,79%	403 22,27%	439 24,27%
	06h-22h	361 20,92%	457 26,47%	417 24,13%	372 21,57%	362 20,98%	350 20,29%	386 22,39%
	08h-14h	175 16,83%	204 19,60%	171 16,45%	181 17,36%	146 14,07%	224 21,55%	184 17,64%



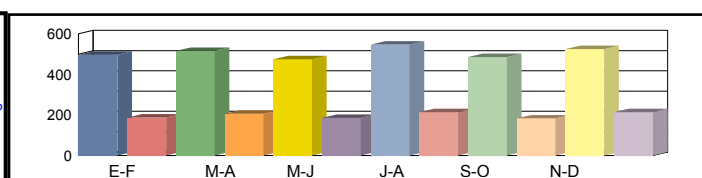
Media Sábados	00h-24h	410 22,65%	463 25,59%	446 24,68%	500 27,62%	416 23,00%	626 34,61%	477 26,36%
	06h-22h	352 20,37%	409 23,69%	405 23,46%	444 25,72%	361 20,88%	558 32,33%	422 24,41%
	08h-14h	194 18,66%	252 24,18%	221 21,26%	257 24,76%	211 20,33%	232 22,32%	228 21,92%



Media Laborales	00h-24h	530 29,32%	526 29,09%	494 27,32%	568 31,41%	518 28,66%	527 29,15%	527 29,16%
	06h-22h	473 27,40%	472 27,33%	449 25,99%	513 29,68%	461 26,70%	470 27,22%	473 27,39%
	08h-14h	258 24,85%	262 25,19%	250 24,04%	276 26,51%	270 25,96%	262 25,19%	263 25,29%



Media Diaria	00h-24h	497 27,29%	516 28,52%	475 28,00%	547 28,03%	486 27,32%	524 28,90%	508 28,01%
	06h-22h	440 25,42%	461 26,69%	432 26,32%	493 26,28%	430 25,50%	465 27,04%	454 26,21%
	08h-14h	236 23,06%	252 24,25%	232 23,38%	263 24,01%	246 22,91%	252 24,26%	247 23,65%



Coeficientes	N							
	L							
Coeficiente	S							

Los datos en color negro corresponden al total de vehículos y los datos en color azul corresponden a vehículos pesados (en %)



Castilla-La Mancha

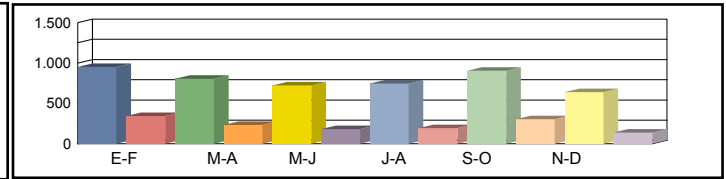
Consejería de Fomento

Estación: CR-232
Carretera: CM-4115 p.k. 21,00 **Provincia:** CIUDAD REAL
Ubicación: Almodóvar del Campo - Int.N-420 (Brazatortas)
Año: 2023
Tipo: COBERTURA

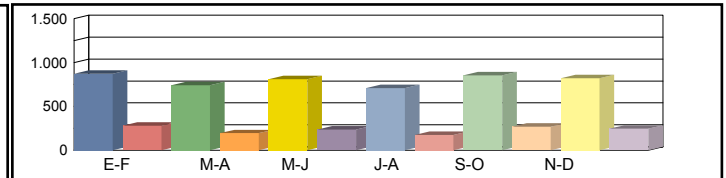
Dirección General de Carreteras

	Ene-Feb	Mar-Abr	May-Jun	Jul-Ago	Sep-Oct	Nov-Dic	IMD
--	---------	---------	---------	---------	---------	---------	-----

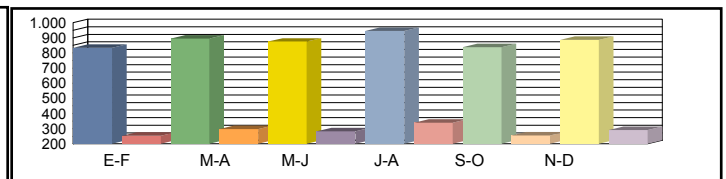
Media Domingos	00h-24h	951 26,59%	807 22,55%	724 20,23%	746 20,86%	903 25,25%	639 17,87%	795 22,22%
	06h-22h	864 24,84%	714 20,55%	651 18,73%	672 19,34%	816 23,46%	570 16,40%	714 20,55%
	08h-14h	351 16,82%	240 11,49%	304 14,54%	324 15,53%	315 15,09%	372 17,82%	318 15,21%



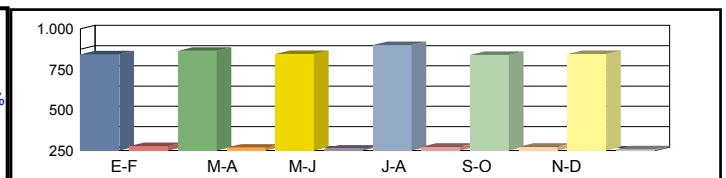
Media Sábados	00h-24h	872 24,37%	742 20,75%	811 22,66%	709 19,83%	855 23,89%	822 22,98%	802 22,41%
	06h-22h	772 22,20%	633 18,22%	706 20,32%	623 17,92%	740 21,30%	758 21,79%	705 20,29%
	08h-14h	472 22,62%	377 18,03%	465 22,24%	417 19,97%	448 21,44%	451 21,58%	438 20,98%



Media Laborales	00h-24h	833 23,29%	894 24,98%	875 24,46%	945 26,40%	838 23,42%	886 24,78%	878 24,55%
	06h-22h	752 21,64%	814 23,43%	791 22,76%	861 24,77%	757 21,78%	783 22,53%	793 22,82%
	08h-14h	433 20,75%	544 26,02%	488 23,36%	546 26,16%	448 21,44%	485 23,20%	491 23,49%



Media Diaria	00h-24h	843 24,75%	865 23,65%	844 23,60%	900 23,28%	839 24,49%	844 23,31%	856 23,85%
	06h-22h	759 22,97%	780 21,79%	759 21,83%	816 21,58%	753 22,65%	747 21,71%	769 22,09%
	08h-14h	414 22,32%	487 20,90%	458 21,94%	509 21,76%	420 21,91%	463 22,32%	458 21,86%



Coeficientes	N							
	L							
Coeficiente	S							

Los datos en color negro corresponden al total de vehículos y los datos en color azul corresponden a vehículos pesados (en %)



Castilla-La Mancha

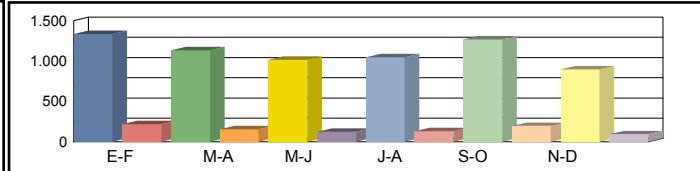
Consejería de Fomento

Estación: CR-233
Carretera: CM-4115 p.k. 6,00 **Provincia:** CIUDAD REAL
Ubicación: Int. N-420 - Villamayor de Calatrava
Año: 2023
Tipo: COBERTURA

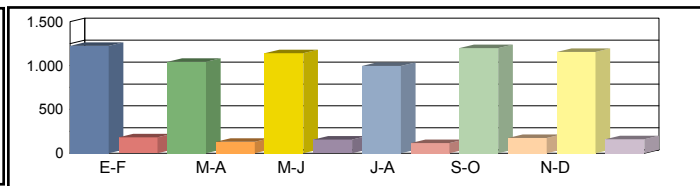
Dirección General de Carreteras

Ene-Feb	Mar-Abr	May-Jun	Jul-Ago	Sep-Oct	Nov-Dic	IMD
---------	---------	---------	---------	---------	---------	-----

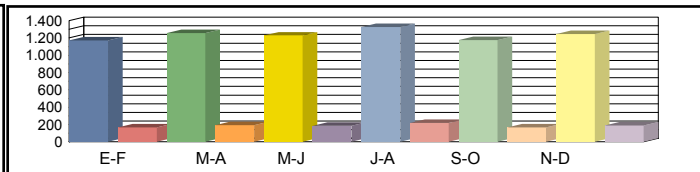
Media Domingos	00h-24h	1.336 14,16%	1.133 12,00%	1.016 10,77%	1.048 11,10%	1.269 13,44%	898 9,51%	1.117 11,83%
	06h-22h	1.211 11,32%	1.002 9,36%	913 8,54%	943 8,81%	1.143 10,69%	799 7,47%	1.002 9,37%
	08h-14h	364 9,12%	248 6,23%	314 7,89%	336 8,42%	326 8,19%	385 9,67%	329 8,25%



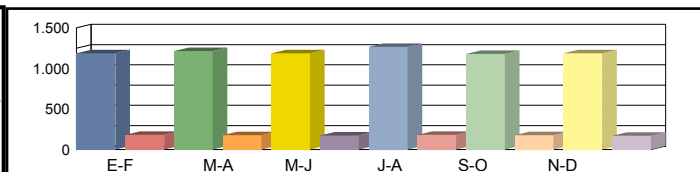
Media Sábados	00h-24h	1.225 12,97%	1.043 11,04%	1.139 12,06%	996 10,55%	1.200 12,72%	1.155 12,23%	1.126 11,93%
	06h-22h	1.082 10,11%	888 8,30%	991 9,26%	873 8,17%	1.038 9,71%	1.062 9,93%	989 9,25%
	08h-14h	489 12,27%	390 9,78%	481 12,07%	432 10,83%	464 11,63%	467 11,71%	454 11,38%



Media Laborales	00h-24h	1.171 12,40%	1.255 13,30%	1.229 13,02%	1.327 14,05%	1.177 12,47%	1.245 13,19%	1.234 13,07%
	06h-22h	1.055 9,86%	1.142 10,68%	1.109 10,37%	1.207 11,29%	1.061 9,93%	1.098 10,27%	1.112 10,40%
	08h-14h	449 11,26%	562 14,11%	505 12,67%	565 14,19%	464 11,63%	502 12,59%	508 12,74%



Media Diaria	00h-24h	1.185 13,17%	1.214 12,59%	1.186 12,56%	1.263 12,39%	1.179 13,04%	1.186 12,41%	1.202 12,69%
	06h-22h	1.065 10,47%	1.094 9,93%	1.064 9,95%	1.144 9,83%	1.056 10,32%	1.048 9,89%	1.078 10,07%
	08h-14h	429 12,11%	503 11,34%	474 11,90%	526 11,80%	435 11,88%	480 12,11%	474 11,86%



Coeficientes	N							
	L							
Coeficiente	S							

Los datos en color negro corresponden al total de vehículos y los datos en color azul corresponden a vehículos pesados (en %)



Castilla-La Mancha

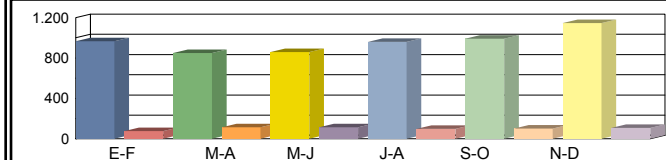
Consejería de Fomento

Estación: CR-234
Carretera: CM-3107 p.k. 27,34 **Provincia:** CIUDAD REAL
Ubicación: Int. CM-3113 - Manzanares
Año: 2023
Tipo: PRIMARIA

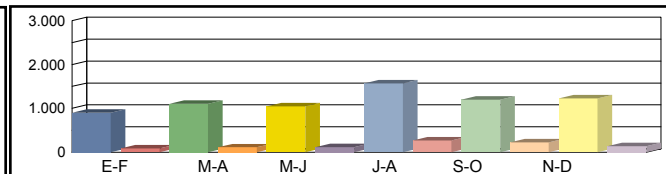
Dirección General de Carreteras

	Ene-Feb	Mar-Abr	May-Jun	Jul-Ago	Sep-Oct	Nov-Dic	IMD
--	---------	---------	---------	---------	---------	---------	-----

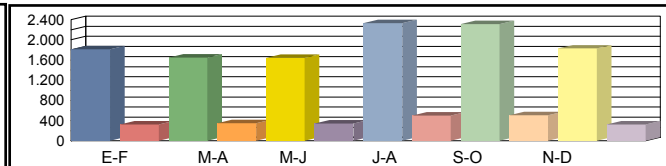
Media Domingos	00h-24h	968 7,33%	851 11,99%	860 11,74%	960 9,27%	991 9,38%	1.147 8,72%	963 9,74%
	06h-22h	849 5,77%	722 10,25%	731 9,99%	819 9,16%	912 7,79%	1.019 7,85%	842 8,47%
	08h-14h	203 6,40%	183 12,57%	191 10,99%	296 8,45%	338 8,28%	358 6,98%	262 8,95%



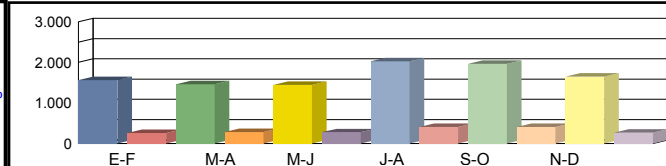
Media Sábados	00h-24h	901 8,55%	1.105 9,23%	1.049 9,72%	1.570 14,59%	1.199 15,76%	1.225 10,04%	1.175 11,32%
	06h-22h	774 6,33%	951 9,15%	914 9,96%	1.396 14,97%	1.088 14,89%	1.123 7,84%	1.041 10,52%
	08h-14h	296 9,12%	437 9,84%	422 9,95%	714 20,45%	546 16,67%	403 2,73%	470 11,46%



Media Laborales	00h-24h	1.814 15,27%	1.651 17,50%	1.645 17,33%	2.331 17,63%	2.312 17,95%	1.829 15,09%	1.930 16,80%
	06h-22h	1.701 14,05%	1.535 16,87%	1.519 16,59%	2.093 18,30%	2.216 17,60%	1.730 14,74%	1.799 16,36%
	08h-14h	784 14,67%	702 17,81%	694 17,44%	961 19,35%	899 19,58%	691 17,08%	788 17,65%



Media Diaria	00h-24h	1.562 14,02%	1.458 16,12%	1.447 16,03%	2.026 16,73%	1.965 17,15%	1.645 13,92%	1.684 15,66%
	06h-22h	1.447 12,79%	1.335 15,58%	1.319 15,39%	1.811 17,34%	1.869 16,69%	1.542 13,36%	1.554 15,19%
	08h-14h	631 13,95%	591 16,75%	584 16,44%	830 18,92%	769 18,60%	603 14,93%	668 16,60%



Coeficientes	N	1,06643	1,07557	1,08295	1,11371	1,04332	1,05723	
	L	1,06395	1,16899	1,17325	0,82797	0,83478	1,05522	
Coeficiente	S							0,87254

Los datos en color negro corresponden al total de vehículos y los datos en color azul corresponden a vehículos pesados (en %)



Castilla-La Mancha

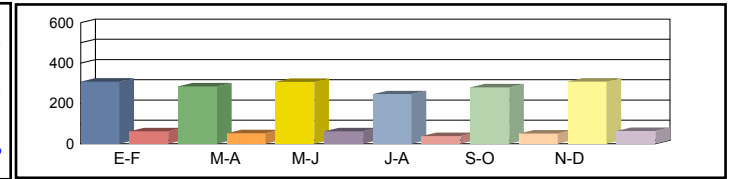
Consejería de Fomento

Estación: CR-235
Carretera: CM-3200 p.k. 36,00 **Provincia:** CIUDAD REAL
Ubicación: Castellar de Santiago - Torre de Juan Abad
Año: 2023
Tipo: COBERTURA

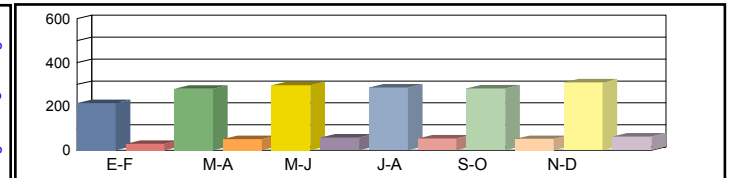
Dirección General de Carreteras

Ene-Feb	Mar-Abr	May-Jun	Jul-Ago	Sep-Oct	Nov-Dic	IMD
---------	---------	---------	---------	---------	---------	-----

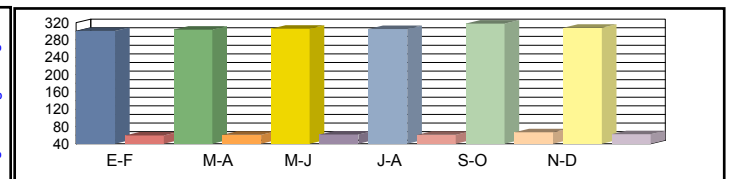
Media Domingos	00h-24h	308 16,90%	285 15,63%	307 16,81%	246 13,51%	280 15,36%	309 16,96%	289 15,86%
	06h-22h	241 13,75%	219 12,47%	226 12,86%	171 9,75%	204 11,63%	217 12,35%	213 12,13%
	08h-14h	84 6,68%	92 7,36%	90 7,18%	83 6,65%	66 5,25%	79 6,31%	82 6,57%



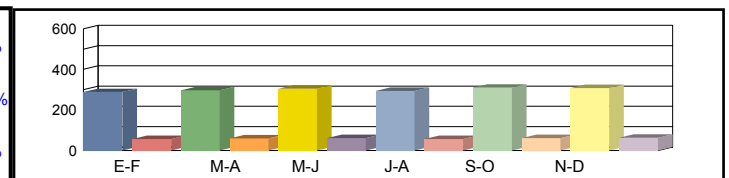
Media Sábados	00h-24h	215 11,79%	281 15,38%	297 16,26%	286 15,68%	282 15,45%	309 16,95%	278 15,25%
	06h-22h	160 9,14%	219 12,49%	227 12,96%	212 12,10%	215 12,26%	241 13,76%	212 12,12%
	08h-14h	85 6,78%	123 9,79%	117 9,33%	105 8,36%	101 8,05%	110 8,77%	107 8,51%



Media Laborales	00h-24h	301 16,48%	304 16,68%	306 16,75%	305 16,70%	318 17,42%	308 16,88%	307 16,82%
	06h-22h	233 13,29%	236 13,47%	236 13,46%	227 12,92%	245 13,98%	237 13,50%	236 13,44%
	08h-14h	112 8,94%	105 8,34%	107 8,53%	109 8,73%	120 9,55%	112 8,93%	111 8,84%



Media Diaria	00h-24h	288 16,16%	297 16,49%	304 16,78%	293 16,23%	310 16,46%	308 16,90%	300 16,50%
	06h-22h	223 12,91%	231 13,21%	233 13,33%	215 12,77%	237 13,06%	235 13,37%	229 13,11%
	08h-14h	104 8,30%	104 8,83%	105 8,74%	104 8,52%	111 8,28%	107 8,53%	106 8,53%



Coeficientes	N							
	L							
Coeficiente	S							

Los datos en color negro corresponden al total de vehículos y los datos en color azul corresponden a vehículos pesados (en %)



Castilla-La Mancha

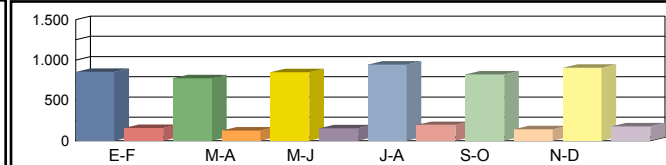
Consejería de Fomento

Estación: CR-23b
Carretera: CM-3105 p.k. 11,00 **Provincia:** CIUDAD REAL
Ubicación: Campo Criptana - Int. CM-42
Año: 2023
Tipo: COBERTURA

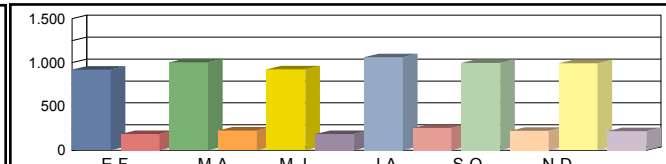
Dirección General de Carreteras

	Ene-Feb	Mar-Abr	May-Jun	Jul-Ago	Sep-Oct	Nov-Dic	IMD
--	---------	---------	---------	---------	---------	---------	-----

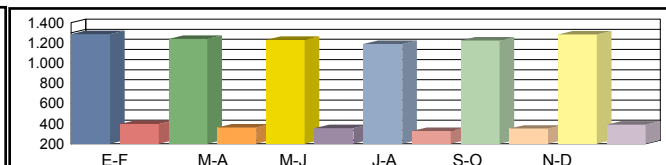
Media Domingos	00h-24h	855 15,59%	775 14,13%	848 15,48%	945 17,24%	822 15,00%	906 16,53%	858 15,66%
	06h-22h	781 14,53%	659 12,26%	735 13,68%	829 15,42%	751 13,97%	815 15,17%	762 14,17%
	08h-14h	199 6,58%	203 6,72%	220 7,28%	426 14,09%	235 7,77%	278 9,20%	260 8,61%



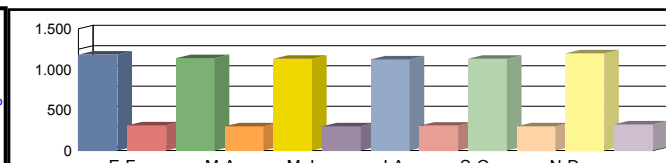
Media Sábados	00h-24h	920 16,77%	1.003 18,30%	921 16,79%	1.062 19,38%	994 18,13%	990 18,06%	982 17,91%
	06h-22h	834 15,51%	919 17,10%	835 15,54%	1.025 19,06%	881 16,40%	934 17,37%	905 16,83%
	08h-14h	397 13,12%	472 15,62%	422 13,96%	480 15,87%	493 16,32%	497 16,43%	460 15,22%



Media Laborales	00h-24h	1.288 23,49%	1.239 22,60%	1.229 22,41%	1.188 21,67%	1.223 22,31%	1.282 23,38%	1.242 22,64%
	06h-22h	1.230 22,88%	1.189 22,12%	1.183 22,01%	1.106 20,57%	1.197 22,26%	1.236 22,99%	1.190 22,14%
	08h-14h	545 18,04%	504 16,67%	528 17,46%	451 14,92%	486 16,08%	512 16,92%	504 16,68%



Media Diaria	00h-24h	1.183 20,76%	1.139 20,77%	1.129 20,75%	1.124 21,37%	1.130 20,88%	1.196 21,08%	1.150 20,94%
	06h-22h	1.117 20,09%	1.075 20,00%	1.068 19,97%	1.036 20,73%	1.090 20,14%	1.143 20,45%	1.088 20,23%
	08h-14h	481 14,72%	457 15,10%	473 14,94%	438 16,18%	448 15,35%	478 15,57%	462 15,31%



Coeficientes	N						
	L						
Coeficiente	S						

Los datos en color negro corresponden al total de vehículos y los datos en color azul corresponden a vehículos pesados (en %)



Castilla-La Mancha

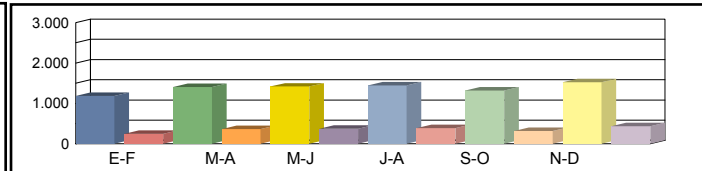
Consejería de Fomento

Estación: CR-34
Carretera: CM-4126 p.k. 13,50 **Provincia:** CIUDAD REAL
Ubicación: Arenas de San Juan - Villarta de San Juan
Año: 2023
Tipo: COBERTURA

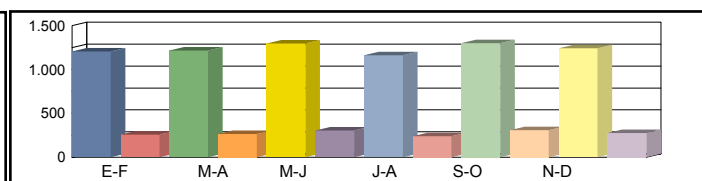
Dirección General de Carreteras

	Ene-Feb	Mar-Abr	May-Jun	Jul-Ago	Sep-Oct	Nov-Dic	IMD
--	---------	---------	---------	---------	---------	---------	-----

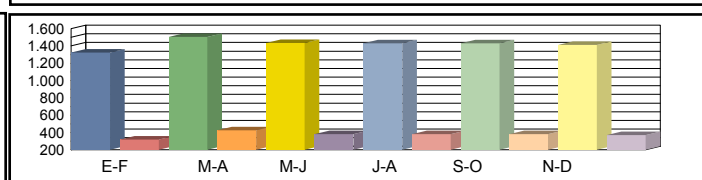
Media Domingos	00h-24h	1.185 17,38%	1.404 20,59%	1.419 20,81%	1.449 21,25%	1.321 19,38%	1.527 22,39%	1.384 20,30%
	06h-22h	1.000 14,41%	1.276 18,39%	1.324 19,07%	1.130 16,28%	1.179 16,99%	1.398 20,15%	1.218 17,55%
	08h-14h	199 14,35%	289 20,84%	263 18,97%	233 16,86%	311 22,47%	320 23,12%	269 19,43%



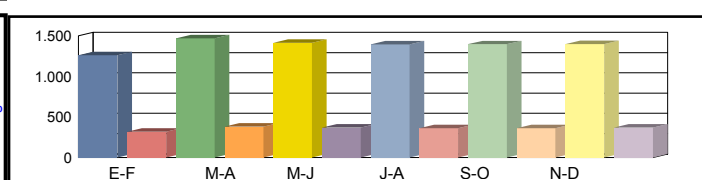
Media Sábados	00h-24h	1.206 17,69%	1.217 17,84%	1.298 19,03%	1.163 17,06%	1.302 19,09%	1.241 18,20%	1.238 18,15%
	06h-22h	1.095 15,77%	1.094 15,76%	1.168 16,83%	1.040 14,98%	1.147 16,52%	1.096 15,79%	1.107 15,94%
	08h-14h	313 22,62%	309 22,32%	308 22,22%	299 21,62%	336 24,27%	303 21,87%	311 22,49%



Media Laborales	00h-24h	1.323 19,40%	1.505 22,07%	1.435 21,05%	1.431 20,99%	1.431 20,98%	1.413 20,72%	1.423 20,87%
	06h-22h	1.254 18,07%	1.428 20,58%	1.351 19,47%	1.284 18,50%	1.357 19,55%	1.343 19,36%	1.336 19,25%
	08h-14h	346 24,98%	395 28,51%	355 25,63%	306 22,11%	346 24,96%	339 24,46%	348 25,11%



Media Diaria	00h-24h	1.260 20,04%	1.468 20,52%	1.413 20,72%	1.394 20,51%	1.396 20,53%	1.399 20,83%	1.388 20,53%
	06h-22h	1.173 18,22%	1.378 18,78%	1.321 19,03%	1.212 18,37%	1.303 18,69%	1.313 19,04%	1.283 18,69%
	08h-14h	318 23,59%	377 24,48%	335 24,19%	284 23,81%	337 24,99%	327 24,74%	330 24,30%



Coeficientes	N						
	L						
Coeficiente	S						

Los datos en color negro corresponden al total de vehículos y los datos en color azul corresponden a vehículos pesados (en %)



Castilla-La Mancha

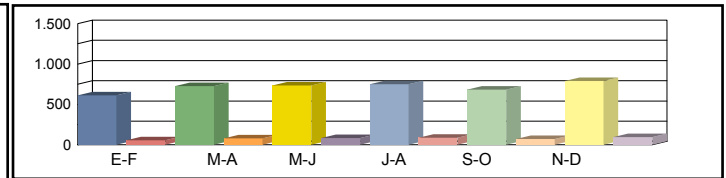
Consejería de Fomento

Estación: CR-34b
Carretera: CM-4126 p.k. 4,50 **Provincia:** CIUDAD REAL
Ubicación: Villarrubia de los Ojos - Arenas de San Juan
Año: 2023
Tipo: COBERTURA

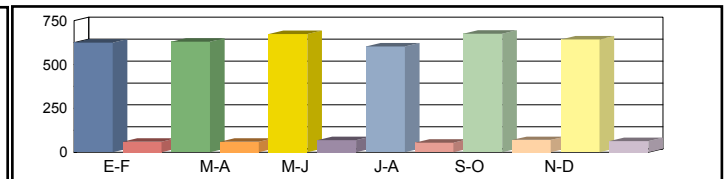
Dirección General de Carreteras

Ene-Feb	Mar-Abr	May-Jun	Jul-Ago	Sep-Oct	Nov-Dic	IMD
---------	---------	---------	---------	---------	---------	-----

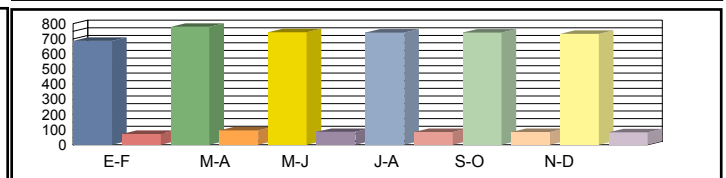
Media	00h-24h	614 8,55%	728 10,12%	736 10,23%	751 10,45%	685 9,53%	792 11,01%	718 9,98%
Domingos	06h-22h	487 5,62%	622 7,18%	645 7,44%	550 6,35%	574 6,63%	681 7,87%	593 6,85%
	08h-14h	95 8,94%	137 12,99%	125 11,83%	111 10,51%	148 14,00%	152 14,41%	128 12,11%



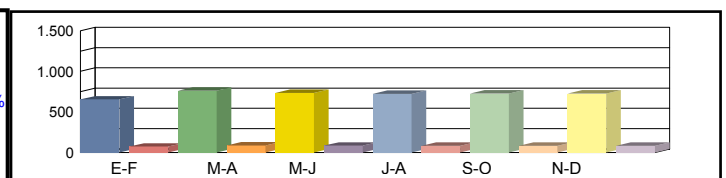
Media	00h-24h	625 8,70%	631 8,78%	673 9,36%	603 8,39%	675 9,39%	643 8,95%	642 8,93%
Sábados	06h-22h	533 6,16%	533 6,15%	569 6,57%	506 5,85%	558 6,45%	534 6,16%	539 6,22%
	08h-14h	149 14,10%	147 13,91%	147 13,85%	143 13,47%	160 15,13%	144 13,63%	148 14,02%



Media	00h-24h	686 9,54%	780 10,86%	744 10,35%	742 10,32%	742 10,32%	732 10,19%	738 10,26%
Laborales	06h-22h	611 7,05%	696 8,03%	658 7,60%	625 7,22%	661 7,63%	654 7,56%	651 7,52%
	08h-14h	165 15,57%	188 17,77%	169 15,98%	146 13,78%	165 15,56%	161 15,24%	166 15,65%



Media	00h-24h	653 9,86%	761 10,09%	733 10,19%	723 10,08%	724 10,10%	725 10,24%	720 10,09%
Diaria	06h-22h	572 7,11%	672 7,33%	643 7,43%	590 7,17%	635 7,30%	640 7,43%	625 7,30%
	08h-14h	152 14,70%	180 15,25%	160 15,08%	136 14,84%	161 15,57%	155 15,42%	157 15,14%



Coeficientes	N							
	L							
Coeficiente	S							

Los datos en color negro corresponden al total de vehículos y los datos en color azul corresponden a vehículos pesados (en %)



Castilla-La Mancha

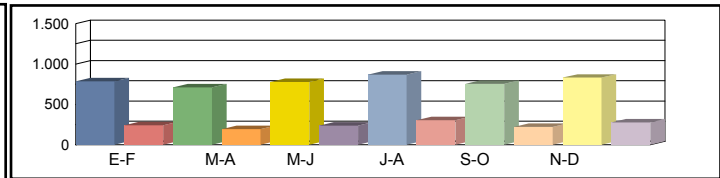
Consejería de Fomento

Estación: CR-35
Carretera: CM-3113 p.k. 5,00 **Provincia:** CIUDAD REAL
Ubicación: Villarta de San Juan - Cinco Casas
Año: 2023
Tipo: COBERTURA

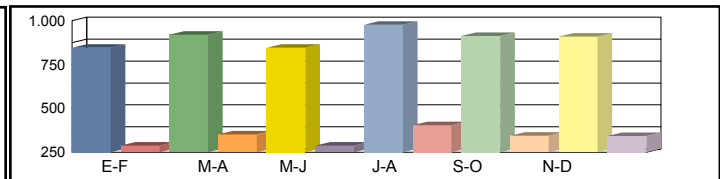
Dirección General de Carreteras

	Ene-Feb	Mar-Abr	May-Jun	Jul-Ago	Sep-Oct	Nov-Dic	IMD
--	---------	---------	---------	---------	---------	---------	-----

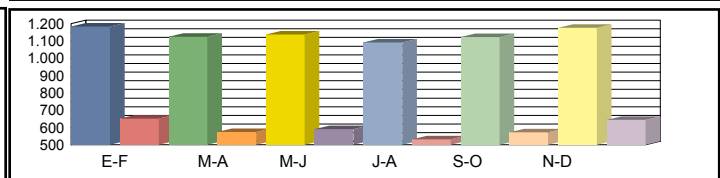
Media Domingos	00h-24h	785 23,58%	712 21,38%	779 23,41%	868 26,08%	755 22,69%	832 25,00%	788 23,69%
	06h-22h	711 22,22%	600 18,75%	669 20,91%	754 23,59%	683 21,36%	742 23,19%	693 21,67%
	08h-14h	174 15,95%	178 16,28%	193 17,63%	373 34,12%	206 18,83%	244 22,29%	228 20,85%



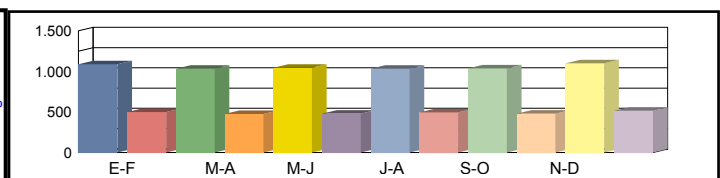
Media Sábados	00h-24h	845 25,37%	921 27,67%	846 25,40%	976 29,31%	913 27,43%	910 27,32%	902 27,08%
	06h-22h	759 23,73%	837 26,16%	760 23,76%	932 29,15%	802 25,07%	850 26,57%	823 25,74%
	08h-14h	347 31,77%	413 37,84%	369 33,80%	420 38,43%	432 39,52%	435 39,78%	403 36,86%



Media Laborales	00h-24h	1.183 35,54%	1.125 33,80%	1.138 34,18%	1.091 32,78%	1.123 33,74%	1.177 35,36%	1.140 34,23%
	06h-22h	1.119 35,00%	1.076 33,65%	1.082 33,83%	1.006 31,46%	1.089 34,04%	1.125 35,16%	1.083 33,85%
	08h-14h	477 43,68%	439 40,17%	441 40,36%	395 36,13%	426 38,95%	448 40,98%	438 40,05%



Media Diaria	00h-24h	1.087 31,41%	1.034 31,42%	1.045 31,39%	1.032 32,33%	1.037 31,58%	1.098 31,89%	1.056 31,67%
	06h-22h	1.016 30,73%	973 30,58%	977 30,54%	943 31,70%	991 30,80%	1.040 31,27%	990 30,93%
	08h-14h	421 35,65%	398 36,56%	395 36,18%	384 39,20%	392 37,17%	418 37,70%	401 37,07%



Coeficientes	N						
	L						
Coeficiente	S						

Los datos en color negro corresponden al total de vehículos y los datos en color azul corresponden a vehículos pesados (en %)



Castilla-La Mancha

Consejería de Fomento

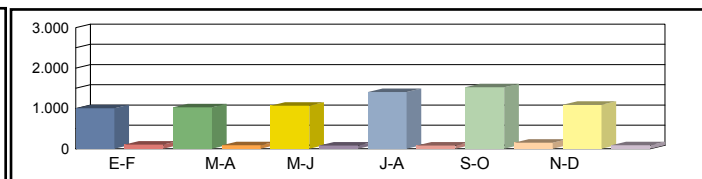
Estación: CR-36
Carretera: CM-3113 p.k. 18,61 **Provincia:** CIUDAD REAL
Ubicación: Cinco Casas - Argamasilla de Alba
Año: 2023
Tipo: PRIMARIA

Dirección General de Carreteras

Ene-Feb	Mar-Abr	May-Jun	Jul-Ago	Sep-Oct	Nov-Dic	IMD
---------	---------	---------	---------	---------	---------	-----

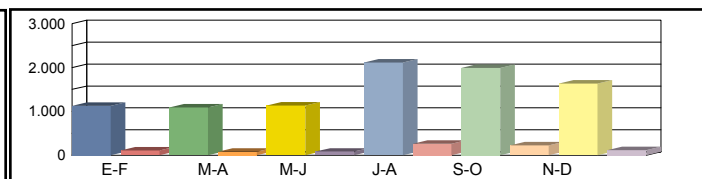
Media 00h-24h
 Domingos 06h-22h
 08h-14h

1.003 9,47%	1.030 8,35%	1.069 7,20%	1.409 5,68%	1.524 9,19%	1.089 7,53%	1.187 7,90%
919 6,31%	962 7,17%	994 5,73%	1.191 5,63%	1.265 7,98%	1.033 6,68%	1.061 6,58%
277 7,94%	312 3,85%	386 4,15%	364 7,97%	396 10,61%	405 10,37%	357 7,48%



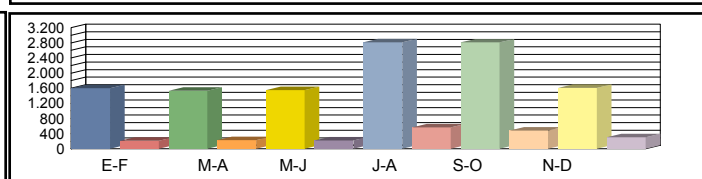
Media 00h-24h
 Sábados 06h-22h
 08h-14h

1.124 8,81%	1.088 7,08%	1.130 6,90%	2.116 11,01%	1.990 10,25%	1.637 6,72%	1.514 8,46%
1.005 7,36%	982 6,11%	1.011 6,13%	1.990 10,50%	1.831 9,83%	1.480 6,96%	1.383 7,82%
501 4,59%	498 4,42%	513 3,90%	998 12,12%	707 10,18%	745 6,44%	660 6,94%



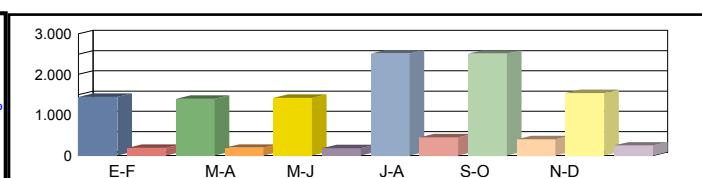
Media 00h-24h
 Laborales 06h-22h
 08h-14h

1.599 11,88%	1.537 13,08%	1.549 12,52%	2.812 16,71%	2.809 14,63%	1.610 15,96%	1.986 14,13%
1.489 9,67%	1.437 12,25%	1.454 11,69%	2.606 16,65%	2.630 14,56%	1.486 15,07%	1.850 13,32%
643 9,80%	664 12,35%	640 12,97%	1.089 19,56%	1.100 16,73%	723 16,74%	810 14,69%



Media 00h-24h
 Diaria 06h-22h
 08h-14h

1.447 11,33%	1.400 11,93%	1.420 11,27%	2.511 15,13%	2.509 13,67%	1.539 13,71%	1.804 12,84%
1.338 9,12%	1.304 11,04%	1.325 10,42%	2.316 15,11%	2.321 13,53%	1.421 13,02%	1.671 12,04%
570 8,95%	589 10,70%	586 11,09%	973 17,88%	943 15,69%	681 14,68%	724 13,17%



Coefficientes N
 L
 Coeficiente S

1,07388	1,06959	1,06534	1,07905	1,06806	1,08345	
1,24203	1,29213	1,28212	0,70626	0,70701	1,23354	
						0,90857

Los datos en color negro corresponden al total de vehículos y los datos en color azul corresponden a vehículos pesados (en %)



Castilla-La Mancha

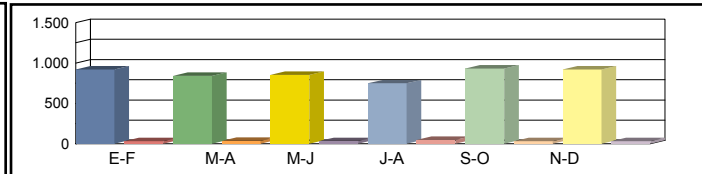
Consejería de Fomento

Estación: CR-37
Carretera: CM-3109 p.k. 7,88 **Provincia:** CIUDAD REAL
Ubicación: Int. CM-3115 (Argamasilla de Alba) - La Solana
Año: 2023
Tipo: PRIMARIA

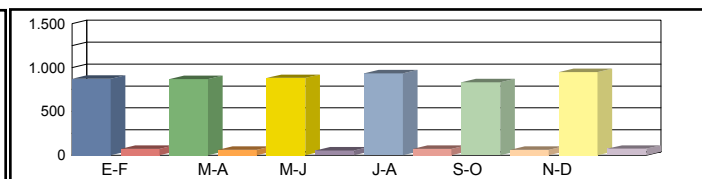
Dirección General de Carreteras

Ene-Feb	Mar-Abr	May-Jun	Jul-Ago	Sep-Oct	Nov-Dic	IMD
---------	---------	---------	---------	---------	---------	-----

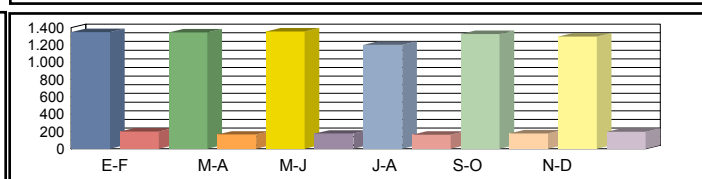
Media	00h-24h	922 3,47%	843 4,15%	854 3,98%	749 6,28%	933 3,43%	921 3,58%	870 4,15%
Domingos	06h-22h	778 2,96%	738 4,07%	747 4,02%	640 5,78%	791 2,65%	785 3,57%	746 3,84%
	08h-14h	231 3,90%	288 4,86%	282 4,96%	226 7,96%	270 4,07%	266 5,26%	260 5,17%



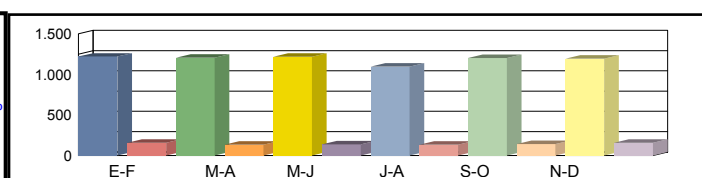
Media	00h-24h	872 7,57%	867 6,81%	881 5,68%	935 7,27%	833 6,96%	949 7,27%	890 6,93%
Sábados	06h-22h	770 6,88%	775 6,32%	785 5,73%	802 5,49%	749 6,28%	856 6,54%	790 6,21%
	08h-14h	314 7,96%	327 8,87%	327 6,73%	325 6,15%	293 8,19%	367 6,27%	326 7,36%



Media	00h-24h	1.347 12,84%	1.344 10,94%	1.357 11,50%	1.200 12,00%	1.328 11,82%	1.296 13,19%	1.312 12,05%
Laborales	06h-22h	1.254 12,44%	1.275 10,98%	1.283 11,38%	1.123 11,31%	1.263 11,48%	1.216 12,75%	1.236 11,72%
	08h-14h	478 14,85%	513 13,06%	523 13,58%	438 14,38%	498 14,06%	487 15,81%	490 14,29%



Media	00h-24h	1.219 11,32%	1.204 9,80%	1.217 10,11%	1.097 10,85%	1.201 10,41%	1.193 11,48%	1.188 10,66%
Diaria	06h-22h	1.117 10,92%	1.126 9,86%	1.136 10,12%	1.008 10,12%	1.122 10,07%	1.103 11,15%	1.102 10,37%
	08h-14h	420 13,33%	454 11,89%	461 12,15%	391 12,79%	436 12,61%	438 13,70%	433 12,75%



Coeficientes	N	1,07416	1,05412	1,05768	1,06857	1,05146	1,06579	
	L	0,97402	0,97619	0,96684	1,09333	0,98795	1,01235	
Coeficiente	S							0,90592

Los datos en color negro corresponden al total de vehículos y los datos en color azul corresponden a vehículos pesados (en %)



Castilla-La Mancha

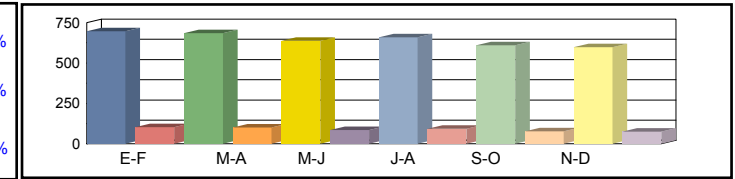
Consejería de Fomento

Estación: CR-38
Carretera: CM-3115 p.k. 5,00 **Provincia:** CIUDAD REAL
Ubicación: Int. CM-3109 (Argamasilla de Alba) - Ruidera
Año: 2023
Tipo: COBERTURA

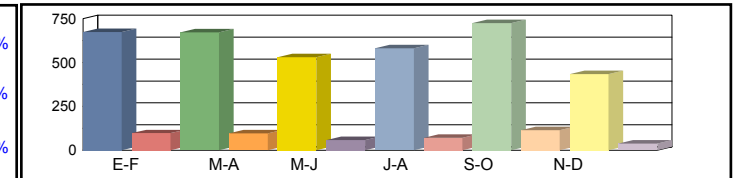
Dirección General de Carreteras

	Ene-Feb	Mar-Abr	May-Jun	Jul-Ago	Sep-Oct	Nov-Dic	IMD
--	---------	---------	---------	---------	---------	---------	-----

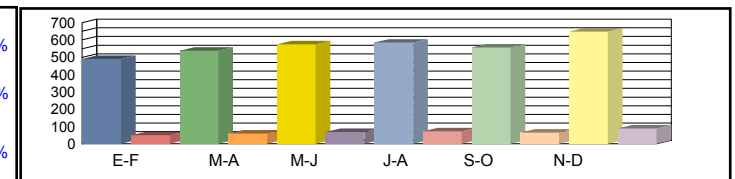
Media Domingos	00h-24h	696 13,02%	685 12,81%	638 11,92%	660 12,33%	610 11,41%	598 11,18%	648 12,11%
	06h-22h	658 10,88%	626 10,35%	564 9,32%	590 9,75%	578 9,56%	531 8,78%	591 9,77%
	08h-14h	127 4,00%	257 8,11%	220 6,96%	260 8,22%	115 3,64%	178 5,64%	193 6,09%



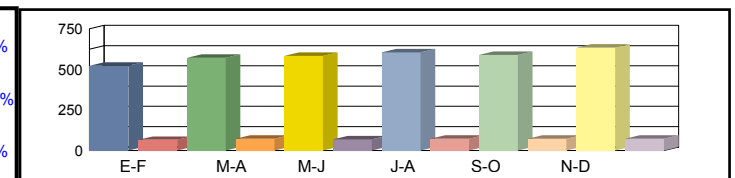
Media Sábados	00h-24h	674 12,60%	672 12,57%	530 9,92%	581 10,85%	725 13,55%	434 8,12%	603 11,27%
	06h-22h	642 10,61%	608 10,05%	478 7,91%	531 8,79%	684 11,31%	390 6,45%	556 9,19%
	08h-14h	337 10,65%	253 7,99%	230 7,26%	268 8,46%	350 11,05%	222 7,00%	277 8,73%



Media Laborales	00h-24h	490 9,15%	538 10,06%	575 10,74%	585 10,94%	557 10,41%	649 12,14%	566 10,57%
	06h-22h	403 6,66%	503 8,32%	548 9,06%	535 8,85%	504 8,33%	610 10,08%	517 8,55%
	08h-14h	193 6,09%	262 8,28%	243 7,68%	225 7,12%	232 7,33%	260 8,21%	236 7,45%



Media Diaria	00h-24h	522 11,10%	572 11,06%	583 10,56%	604 10,75%	589 11,00%	635 10,20%	584 10,78%
	06h-22h	436 9,02%	535 8,87%	553 8,41%	552 8,60%	540 8,93%	595 8,13%	535 8,66%
	08h-14h	193 7,33%	269 7,53%	241 7,26%	234 7,62%	232 7,33%	250 7,04%	236 7,35%



Coeficientes	N							
	L							
Coeficiente	S							

Los datos en color negro corresponden al total de vehículos y los datos en color azul corresponden a vehículos pesados (en %)



Castilla-La Mancha

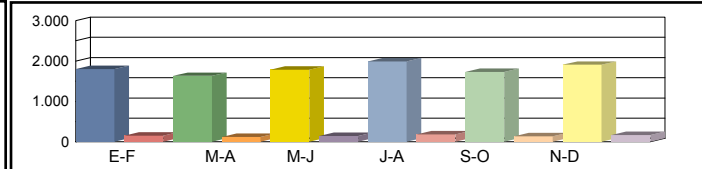
Consejería de Fomento

Estación: CR-39
Carretera: CM-3115 p.k. 0,50 **Provincia:** CIUDAD REAL
Ubicación: Argamasilla de Alba - Int. CM-3109
Año: 2023
Tipo: COBERTURA

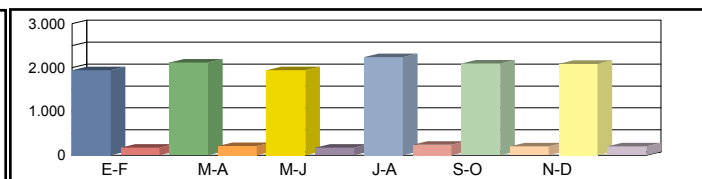
Dirección General de Carreteras

	Ene-Feb	Mar-Abr	May-Jun	Jul-Ago	Sep-Oct	Nov-Dic	IMD
--	---------	---------	---------	---------	---------	---------	-----

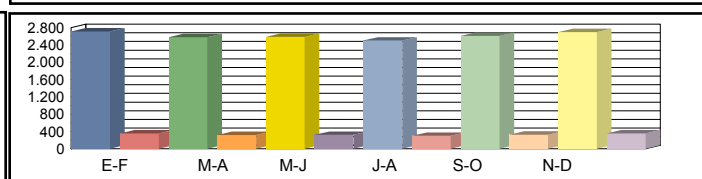
Media Domingos	00h-24h	1.799 7,72%	1.632 7,00%	1.787 7,66%	1.990 8,54%	1.732 7,43%	1.908 8,19%	1.808 7,76%
	06h-22h	1.639 6,53%	1.383 5,51%	1.543 6,15%	1.740 6,93%	1.576 6,28%	1.711 6,82%	1.599 6,37%
	08h-14h	481 4,64%	491 4,74%	532 5,13%	1.030 9,93%	568 5,48%	673 6,48%	629 6,06%



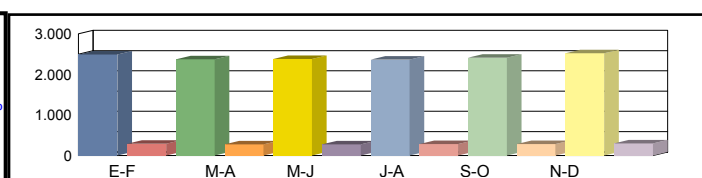
Media Sábados	00h-24h	1.937 8,31%	2.112 9,06%	1.939 8,32%	2.237 9,60%	2.093 8,98%	2.085 8,95%	2.067 8,87%
	06h-22h	1.750 6,97%	1.929 7,69%	1.752 6,98%	2.150 8,57%	1.849 7,37%	1.960 7,81%	1.898 7,56%
	08h-14h	959 9,24%	1.142 11,01%	1.020 9,83%	1.160 11,18%	1.193 11,49%	1.200 11,57%	1.112 10,72%



Media Laborales	00h-24h	2.712 11,63%	2.580 11,07%	2.587 11,10%	2.502 10,73%	2.609 11,19%	2.699 11,58%	2.615 11,22%
	06h-22h	2.581 10,28%	2.482 9,89%	2.482 9,89%	2.320 9,24%	2.495 9,94%	2.593 10,33%	2.492 9,93%
	08h-14h	1.318 12,71%	1.212 11,68%	1.276 12,30%	1.090 10,51%	1.218 11,74%	1.237 11,92%	1.225 11,81%



Media Diaria	00h-24h	2.492 10,28%	2.372 10,29%	2.376 10,28%	2.366 10,58%	2.410 10,34%	2.518 10,44%	2.422 10,37%
	06h-22h	2.344 9,03%	2.244 8,99%	2.241 8,98%	2.174 9,31%	2.271 9,05%	2.397 9,19%	2.278 9,09%
	08h-14h	1.164 10,37%	1.098 10,63%	1.144 10,52%	1.058 11,40%	1.122 10,81%	1.155 10,97%	1.124 10,78%



Coeficientes	N							
	L							
Coeficiente	S							

Los datos en color negro corresponden al total de vehículos y los datos en color azul corresponden a vehículos pesados (en %)



Castilla-La Mancha

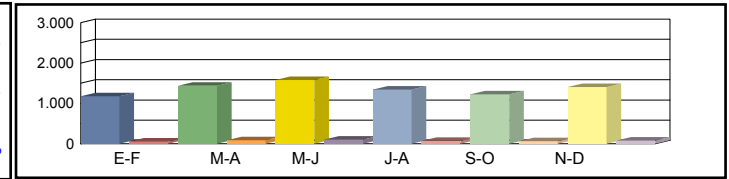
Consejería de Fomento

Estación: CR-3e
Carretera: CM-3157 p.k. 3,00 **Provincia:** CIUDAD REAL
Ubicación: Valdepeñas - Enlace A-4 (Sta. Cruz de Mudela)
Año: 2023
Tipo: COBERTURA

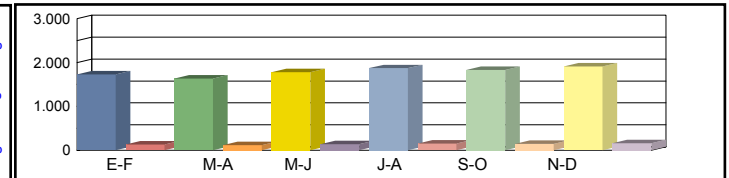
Dirección General de Carreteras

Ene-Feb	Mar-Abr	May-Jun	Jul-Ago	Sep-Oct	Nov-Dic	IMD
---------	---------	---------	---------	---------	---------	-----

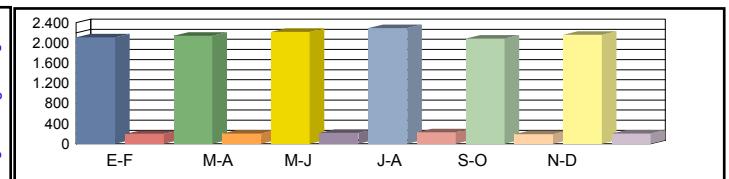
Media	00h-24h	1.181	4,73%	1.440	5,77%	1.580	6,33%	1.344	5,38%	1.227	4,91%	1.410	5,65%	1.364	5,46%
Domingos	06h-22h	996	3,83%	1.290	4,97%	1.449	5,58%	1.128	4,34%	985	3,79%	1.257	4,84%	1.184	4,56%
	08h-14h	246	1,70%	501	3,47%	552	3,82%	393	2,72%	268	1,86%	333	2,31%	382	2,65%



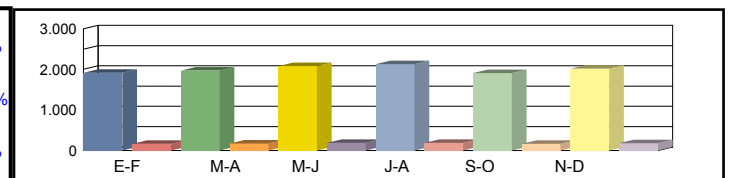
Media	00h-24h	1.727	6,91%	1.634	6,54%	1.783	7,14%	1.871	7,49%	1.829	7,32%	1.913	7,66%	1.793	7,18%
Sábados	06h-22h	1.563	6,02%	1.474	5,67%	1.600	6,16%	1.678	6,46%	1.625	6,25%	1.755	6,76%	1.616	6,22%
	08h-14h	563	3,90%	520	3,60%	536	3,71%	679	4,70%	566	3,92%	656	4,54%	587	4,06%



Media	00h-24h	2.111	8,45%	2.144	8,59%	2.219	8,88%	2.294	9,19%	2.085	8,35%	2.161	8,65%	2.169	8,69%
Laborales	06h-22h	1.970	7,58%	1.981	7,63%	2.047	7,88%	2.077	8,00%	1.941	7,47%	2.000	7,70%	2.003	7,71%
	08h-14h	748	5,18%	740	5,12%	766	5,30%	701	4,85%	707	4,90%	731	5,06%	732	5,07%



Media	00h-24h	1.914	7,84%	1.967	7,94%	2.078	8,10%	2.126	8,02%	1.910	7,93%	2.018	8,08%	2.002	7,99%
Diaria	06h-22h	1.767	6,91%	1.806	7,02%	1.908	7,18%	1.900	7,04%	1.748	6,94%	1.859	7,16%	1.831	7,04%
	08h-14h	653	4,42%	676	4,63%	710	4,69%	648	4,68%	620	4,44%	663	4,59%	662	4,57%



Coeficientes	N						
	L						
Coeficiente	S						

Los datos en color negro corresponden al total de vehículos y los datos en color azul corresponden a vehículos pesados (en %)



Castilla-La Mancha

Consejería de Fomento

Estación: CR-3f
Carretera: CM-412 p.k. 97,00 **Provincia:** CIUDAD REAL
Ubicación: Valdepeñas - Pozo de la Serna
Año: 2023
Tipo: COBERTURA

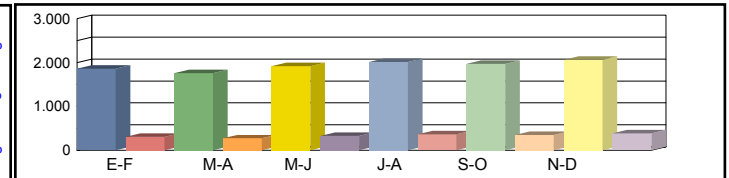
Dirección General de Carreteras

	Ene-Feb	Mar-Abr	May-Jun	Jul-Ago	Sep-Oct	Nov-Dic	IMD
--	---------	---------	---------	---------	---------	---------	-----

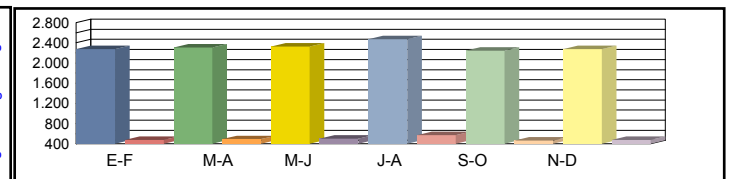
Media	00h-24h	1.272 9,70%	1.551 11,82%	1.702 12,97%	1.447 11,03%	1.322 10,07%	1.519 11,58%	1.469 11,19%
Domingos	06h-22h	1.128 8,49%	1.461 10,99%	1.641 12,35%	1.277 9,61%	1.116 8,39%	1.424 10,71%	1.341 10,09%
	08h-14h	452 4,46%	919 9,08%	1.013 10,01%	721 7,13%	493 4,87%	611 6,04%	702 6,93%



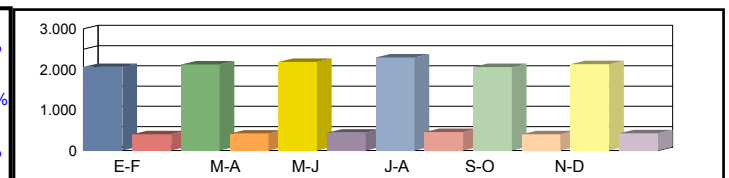
Media	00h-24h	1.860 14,18%	1.760 13,41%	1.920 14,63%	2.015 15,36%	1.971 15,02%	2.061 15,70%	1.931 14,72%
Sábados	06h-22h	1.770 13,32%	1.669 12,56%	1.812 13,63%	1.900 14,29%	1.840 13,84%	1.988 14,95%	1.830 13,77%
	08h-14h	1.034 10,22%	955 9,44%	983 9,72%	1.247 12,33%	1.039 10,27%	1.204 11,90%	1.077 10,65%



Media	00h-24h	2.274 17,33%	2.310 17,60%	2.328 17,74%	2.472 18,84%	2.246 17,12%	2.275 17,34%	2.318 17,66%
Laborales	06h-22h	2.231 16,79%	2.244 16,88%	2.265 17,04%	2.352 17,70%	2.199 16,54%	2.247 16,90%	2.256 16,98%
	08h-14h	1.372 13,56%	1.358 13,42%	1.342 13,26%	1.287 12,72%	1.298 12,83%	1.332 13,16%	1.332 13,16%



Media	00h-24h	2.061 16,08%	2.119 16,28%	2.180 16,62%	2.291 16,44%	2.058 16,26%	2.125 16,57%	2.139 16,37%
Diaria	06h-22h	2.001 15,29%	2.046 15,54%	2.111 15,88%	2.151 15,59%	1.981 15,35%	2.088 15,84%	2.063 15,58%
	08h-14h	1.197 11,57%	1.241 12,12%	1.244 12,29%	1.189 12,25%	1.139 11,64%	1.209 12,04%	1.203 11,99%



Coeficientes	N							
	L							
Coeficiente	S							

Los datos en color negro corresponden al total de vehículos y los datos en color azul corresponden a vehículos pesados (en %)



Castilla-La Mancha

Consejería de Fomento

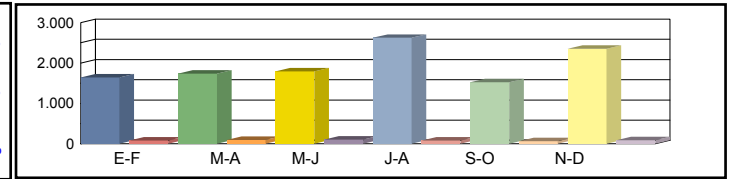
Estación: CR-3g
Carretera: CM-3109 p.k. 51,92 **Provincia:** CIUDAD REAL
Ubicación: La Solana - Valdepeñas
Año: 2023
Tipo: PRIMARIA

Dirección General de Carreteras

Ene-Feb	Mar-Abr	May-Jun	Jul-Ago	Sep-Oct	Nov-Dic	IMD
---------	---------	---------	---------	---------	---------	-----

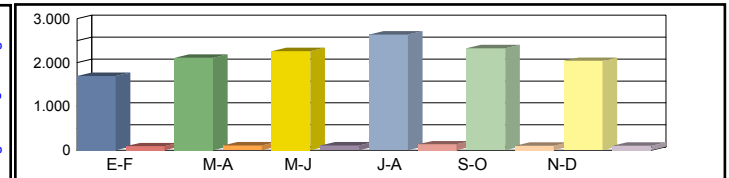
Media 00h-24h
 Domingos 06h-22h
 08h-14h

1.641	4,88%	1.738	5,47%	1.796	5,46%	2.626	3,16%	1.525	4,26%	2.357	3,56%	1.947	4,46%
1.409	3,83%	1.510	4,70%	1.581	4,62%	2.016	3,17%	1.268	3,94%	2.034	3,20%	1.636	3,91%
456	4,39%	723	3,18%	770	3,38%	752	3,72%	439	3,19%	1.001	2,10%	690	3,33%



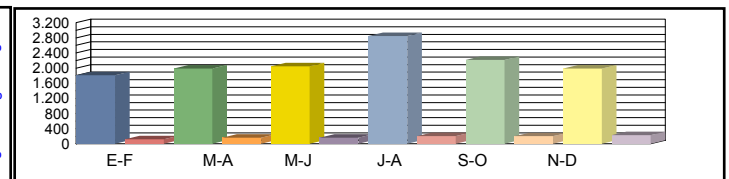
Media 00h-24h
 Sábados 06h-22h
 08h-14h

1.690	5,09%	2.108	4,89%	2.257	4,47%	2.635	4,86%	2.328	4,30%	2.038	4,81%	2.176	4,74%
1.501	4,20%	1.868	4,01%	2.006	3,74%	2.236	4,47%	2.097	3,77%	1.857	3,98%	1.928	4,03%
637	5,49%	677	5,02%	790	4,56%	1.017	4,23%	914	2,30%	806	4,22%	807	4,30%



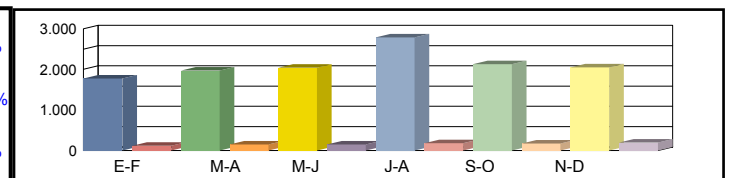
Media 00h-24h
 Laborales 06h-22h
 08h-14h

1.814	6,39%	1.989	7,54%	2.044	7,44%	2.846	6,75%	2.213	8,31%	1.991	10,45%	2.150	7,81%
1.692	5,14%	1.855	7,12%	1.910	7,02%	2.528	6,84%	2.092	7,65%	1.851	9,83%	1.988	7,27%
723	4,29%	675	9,48%	719	8,48%	1.027	8,57%	813	8,61%	744	12,77%	784	8,70%



Media 00h-24h
 Diaria 06h-22h
 08h-14h

1.771	5,99%	1.970	6,85%	2.039	6,72%	2.785	6,03%	2.131	7,27%	2.050	8,54%	2.124	6,90%
1.624	4,86%	1.807	6,36%	1.877	6,23%	2.413	6,09%	1.975	6,68%	1.878	7,99%	1.929	6,37%
672	4,46%	683	7,91%	736	7,07%	987	7,40%	774	7,11%	790	9,62%	774	7,26%



Coeficientes N
 L
 Coeficiente S

1,07210	1,07224	1,07016	1,12579	1,05784	1,07563	
1,18523	1,08095	1,05186	0,75545	0,97153	1,07986	
						0,98824

Los datos en color negro corresponden al total de vehículos y los datos en color azul corresponden a vehículos pesados (en %)



Castilla-La Mancha

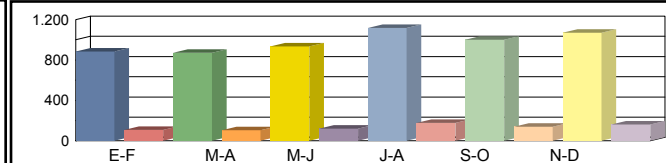
Consejería de Fomento

Estación: CR-41
Carretera: CM-3103 p.k. 18,00 **Provincia:** CIUDAD REAL
Ubicación: Límite Provincia con Toledo (El Toboso) - Pedro Muñoz
Año: 2023
Tipo: COBERTURA

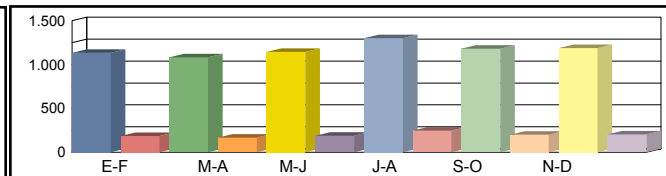
Dirección General de Carreteras

	Ene-Feb	Mar-Abr	May-Jun	Jul-Ago	Sep-Oct	Nov-Dic	IMD
--	---------	---------	---------	---------	---------	---------	-----

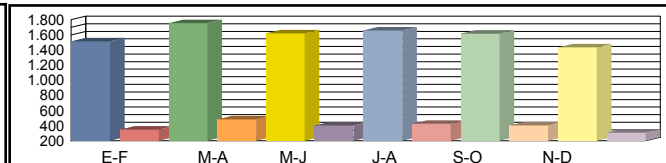
Media Domingos	00h-24h	885 10,91%	872 10,75%	935 11,53%	1.117 13,77%	1.002 12,36%	1.070 13,19%	980 12,09%
	06h-22h	709 10,60%	717 10,71%	746 11,15%	847 12,66%	791 11,81%	857 12,80%	778 11,62%
	08h-14h	262 12,01%	255 11,70%	282 12,93%	312 14,31%	264 12,13%	309 14,17%	281 12,87%



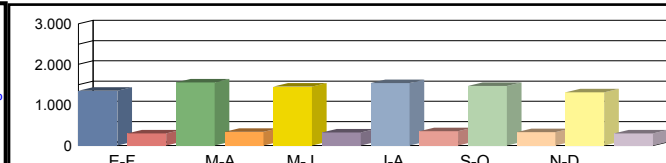
Media Sábados	00h-24h	1.134 13,98%	1.082 13,34%	1.144 14,11%	1.299 16,02%	1.180 14,55%	1.188 14,65%	1.171 14,44%
	06h-22h	924 13,80%	885 13,22%	933 13,94%	1.034 15,44%	956 14,27%	968 14,46%	950 14,19%
	08h-14h	361 16,55%	355 16,31%	398 18,27%	414 19,03%	385 17,66%	371 17,02%	381 17,47%



Media Laborales	00h-24h	1.514 18,67%	1.755 21,64%	1.621 19,99%	1.658 20,45%	1.616 19,93%	1.433 17,67%	1.600 19,72%
	06h-22h	1.305 19,49%	1.504 22,46%	1.374 20,52%	1.356 20,26%	1.391 20,78%	1.220 18,22%	1.358 20,29%
	08h-14h	503 23,08%	560 25,69%	526 24,14%	525 24,08%	534 24,53%	490 22,47%	523 24,00%



Media Diaria	00h-24h	1.351 17,83%	1.556 17,72%	1.455 17,94%	1.537 18,53%	1.465 18,12%	1.309 18,26%	1.446 18,07%
	06h-22h	1.154 18,14%	1.325 18,08%	1.221 18,24%	1.234 18,67%	1.246 18,39%	1.103 18,55%	1.214 18,35%
	08h-14h	444 21,33%	493 21,25%	473 21,70%	479 22,01%	476 21,50%	440 21,70%	468 21,58%



Coeficientes	N							
	L							
Coeficiente	S							

Los datos en color negro corresponden al total de vehículos y los datos en color azul corresponden a vehículos pesados (en %)



Castilla-La Mancha

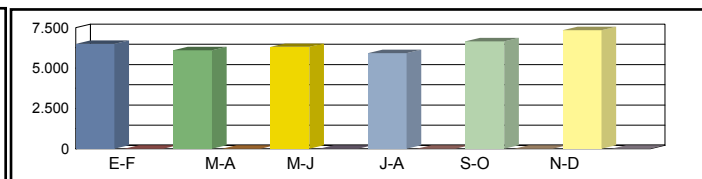
Consejería de Fomento

Estación: CR-451a
 Carretera: CM-45 p.k. 0,00 Provincia: CIUDAD REAL
 Ubicación: Enlace A-41 - Enlace CM-4111
 Año: 2023
 Tipo: PRIMARIA

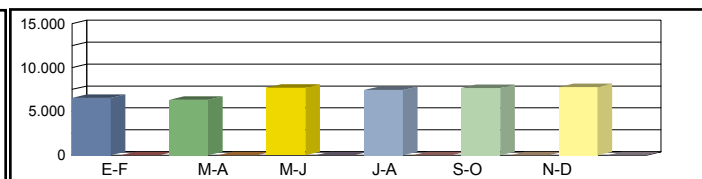
Dirección General de Carreteras

Ene-Feb	Mar-Abr	May-Jun	Jul-Ago	Sep-Oct	Nov-Dic	IMD
---------	---------	---------	---------	---------	---------	-----

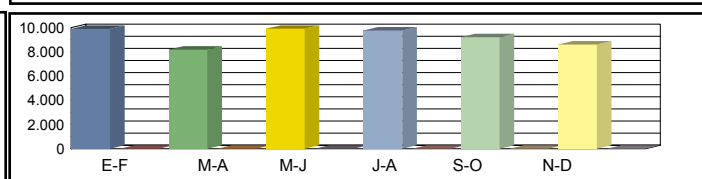
Media Domingos	00h-24h	6.501 0,00%	6.109 0,00%	6.308 0,00%	5.928 0,00%	6.648 0,00%	7.352 0,00%	6.474 -1,00%
	06h-22h	5.725 0,00%	5.221 0,00%	5.154 0,00%	4.602 0,00%	5.819 0,00%	6.463 0,00%	5.497 -1,00%
	08h-14h	1.887 0,00%	1.508 0,00%	1.843 0,00%	1.652 0,00%	1.714 0,00%	1.934 0,00%	1.756 -1,00%



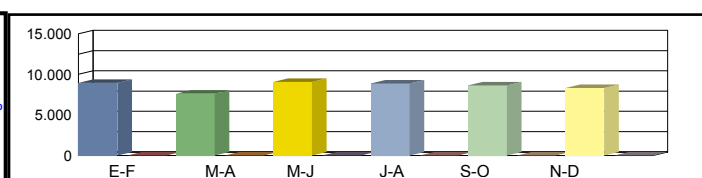
Media Sábados	00h-24h	6.551 0,00%	6.323 0,00%	7.715 0,00%	7.428 0,00%	7.650 0,00%	7.766 0,00%	7.239 -1,00%
	06h-22h	5.772 0,00%	5.640 0,00%	6.472 0,00%	6.219 0,00%	6.719 0,00%	6.848 0,00%	6.278 -1,00%
	08h-14h	2.645 0,00%	2.742 0,00%	2.944 0,00%	2.904 0,00%	2.756 0,00%	2.534 0,00%	2.754 -1,00%



Media Laborales	00h-24h	9.901 0,00%	8.191 0,00%	9.909 0,00%	9.754 0,00%	9.222 0,00%	8.612 0,00%	9.265 -1,00%
	06h-22h	9.377 0,00%	7.727 0,00%	9.119 0,00%	8.893 0,00%	8.687 0,00%	8.039 0,00%	8.640 -1,00%
	08h-14h	3.895 0,00%	3.269 0,00%	3.853 0,00%	3.610 0,00%	3.684 0,00%	3.410 0,00%	3.620 -1,00%



Media Diaria	00h-24h	8.937 0,00%	7.627 0,00%	9.081 0,00%	8.875 0,00%	8.630 0,00%	8.311 0,00%	8.577 -1,00%
	06h-22h	8.340 0,00%	7.071 0,00%	8.174 0,00%	7.898 0,00%	7.996 0,00%	7.644 0,00%	7.854 -1,00%
	08h-14h	3.429 0,00%	2.942 0,00%	3.436 0,00%	3.230 0,00%	3.270 0,00%	3.074 0,00%	3.230 -1,00%



Coeficientes	N	1,05588	1,06005	1,08663	1,09682	1,06159	1,07128	
	L	0,93576	1,13112	0,93501	0,94987	1,00466	1,07582	
Coeficiente	S							0,97415

Los datos en color negro corresponden al total de vehículos y los datos en color azul corresponden a vehículos pesados (en %)



Castilla-La Mancha

Consejería de Fomento

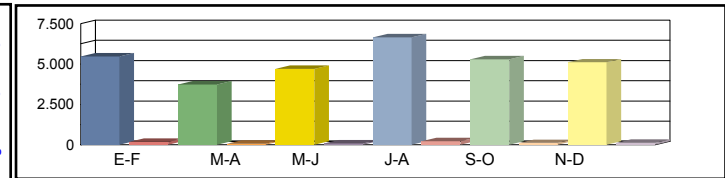
Estación: CR-452a
Carretera: CM-45 p.k. 4,00 **Provincia:** CIUDAD REAL
Ubicación: Enlace CM-4111 - Enlace CM-4173
Año: 2023
Tipo: PRIMARIA

Dirección General de Carreteras

Ene-Feb	Mar-Abr	May-Jun	Jul-Ago	Sep-Oct	Nov-Dic	IMD
---------	---------	---------	---------	---------	---------	-----

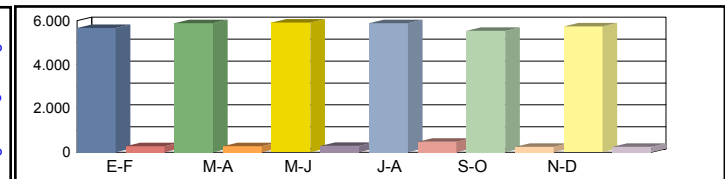
Media 00h-24h
 Domingos 06h-22h
 08h-14h

5.473	3,26%	3.731	1,76%	4.693	1,79%	6.651	3,40%	5.299	2,18%	5.106	2,36%	5.159	2,46%
4.721	2,35%	3.434	1,45%	4.236	1,36%	5.997	2,35%	4.759	2,05%	4.465	1,94%	4.602	1,92%
1.348	1,91%	1.332	1,82%	1.644	1,26%	1.609	1,56%	1.467	2,46%	1.509	2,22%	1.485	1,87%



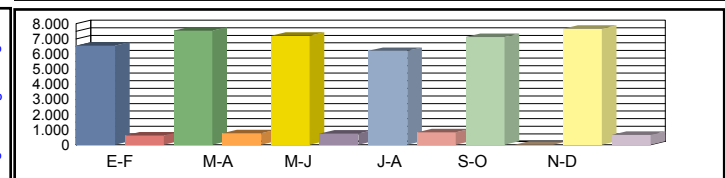
Media 00h-24h
 Sábados 06h-22h
 08h-14h

5.663	4,57%	5.886	4,43%	5.919	4,67%	5.889	7,61%	5.541	4,29%	5.745	4,22%	5.774	4,96%
5.246	2,80%	5.236	3,18%	5.390	4,27%	5.451	7,62%	5.014	4,22%	5.225	3,92%	5.260	4,34%
2.072	2,23%	1.895	5,02%	2.215	7,03%	2.083	5,02%	2.321	6,97%	2.398	5,30%	2.164	5,26%



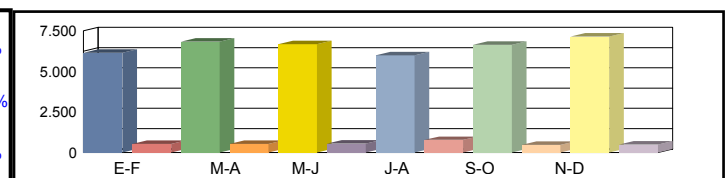
Media 00h-24h
 Laborales 06h-22h
 08h-14h

6.552	8,62%	7.540	9,19%	7.207	9,34%	6.203	11,88%	7.120	0,00%	7.670	7,91%	7.049	9,39%
6.217	7,98%	7.221	8,92%	6.895	9,38%	5.739	11,63%	6.753	0,00%	7.292	7,76%	6.686	9,13%
2.616	10,68%	3.251	10,42%	3.001	10,08%	2.447	12,32%	2.794	0,00%	2.799	8,10%	2.818	10,32%



Media 00h-24h
 Diaria 06h-22h
 08h-14h

6.144	7,85%	6.841	7,17%	6.682	7,59%	5.991	11,38%	6.634	6,47%	7.148	6,24%	6.573	7,78%
5.751	7,02%	6.482	6,69%	6.329	7,47%	5.489	11,29%	6.220	6,32%	6.703	6,03%	6.162	7,47%
2.326	8,88%	2.858	7,45%	2.736	7,97%	2.210	11,19%	2.537	7,54%	2.558	6,88%	2.538	8,32%



Coeficientes N
 L
 Coeficiente S

Los datos en color negro corresponden al total de vehículos y los datos en color azul corresponden a vehículos pesados (en %)



Castilla-La Mancha

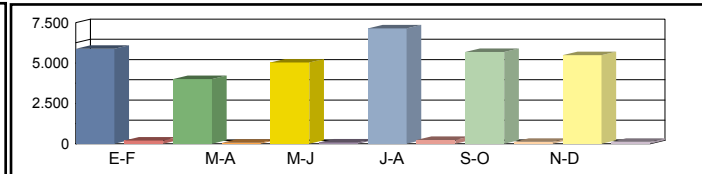
Consejería de Fomento

Estación: CR-453a
Carretera: CM-45 p.k. 9,00 **Provincia:** CIUDAD REAL
Ubicación: Enlace CM-4173 - Enlace CR-5121
Año: 2023
Tipo: PRIMARIA

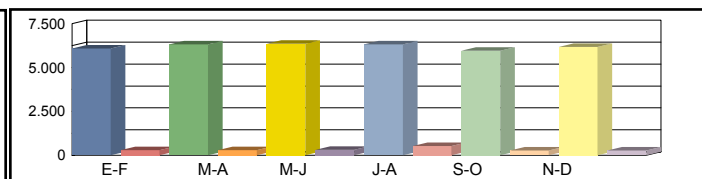
Dirección General de Carreteras

Ene-Feb	Mar-Abr	May-Jun	Jul-Ago	Sep-Oct	Nov-Dic	IMD
---------	---------	---------	---------	---------	---------	-----

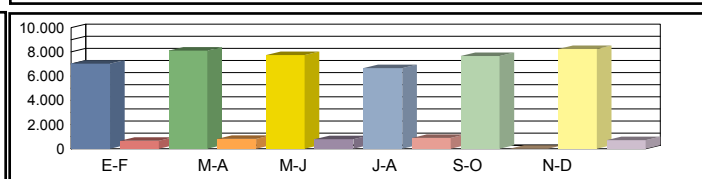
Media Domingos	00h-24h	5.881 3,26%	4.009 1,76%	5.043 1,79%	7.148 3,40%	5.694 2,18%	5.486 2,36%	5.544 2,46%
	06h-22h	5.092 2,35%	3.704 1,45%	4.569 1,36%	6.469 2,35%	5.133 2,05%	4.816 1,94%	4.964 1,92%
	08h-14h	1.470 1,91%	1.452 1,82%	1.793 1,26%	1.755 1,56%	1.600 2,46%	1.645 2,22%	1.619 1,87%



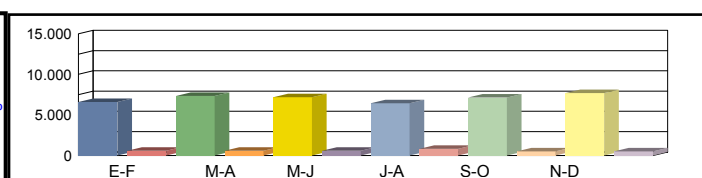
Media Sábados	00h-24h	6.085 4,57%	6.325 4,43%	6.360 4,67%	6.328 7,61%	5.955 4,29%	6.174 4,22%	6.204 4,96%
	06h-22h	5.658 2,80%	5.648 3,18%	5.814 4,27%	5.880 7,62%	5.408 4,22%	5.636 3,92%	5.674 4,34%
	08h-14h	2.260 2,23%	2.066 5,02%	2.416 7,03%	2.272 5,02%	2.531 6,97%	2.615 5,30%	2.360 5,26%



Media Laborales	00h-24h	7.041 8,62%	8.103 9,19%	7.744 9,34%	6.666 11,88%	7.651 0,00%	8.242 7,91%	7.574 9,39%
	06h-22h	6.705 7,98%	7.789 8,92%	7.438 9,38%	6.190 11,63%	7.284 0,00%	7.865 7,76%	7.212 9,13%
	08h-14h	2.853 10,68%	3.546 10,42%	3.273 10,08%	2.669 12,32%	3.047 0,00%	3.052 8,10%	3.073 10,32%



Media Diaria	00h-24h	6.603 7,85%	7.351 7,17%	7.180 7,59%	6.439 11,38%	7.129 6,47%	7.682 6,24%	7.064 7,78%
	06h-22h	6.203 7,02%	6.992 6,69%	6.827 7,47%	5.921 11,29%	6.709 6,32%	7.230 6,03%	6.647 7,47%
	08h-14h	2.537 8,88%	3.118 7,45%	2.984 7,97%	2.410 11,19%	2.767 7,54%	2.790 6,88%	2.768 8,32%



Coeficientes	N						
	L						
Coeficiente	S						

Los datos en color negro corresponden al total de vehículos y los datos en color azul corresponden a vehículos pesados (en %)



Castilla-La Mancha

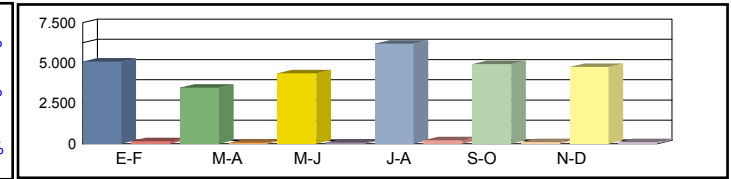
Consejería de Fomento

Estación: CR-454a
Carretera: CM-45 p.k. 13,00 **Provincia:** CIUDAD REAL
Ubicación: Enlace CR-5121 - Enlace CR-5122
Año: 2023
Tipo: PRIMARIA

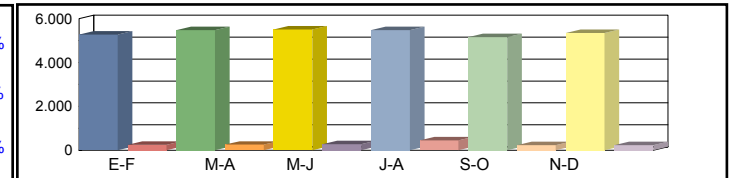
Dirección General de Carreteras

Ene-Feb	Mar-Abr	May-Jun	Jul-Ago	Sep-Oct	Nov-Dic	IMD
---------	---------	---------	---------	---------	---------	-----

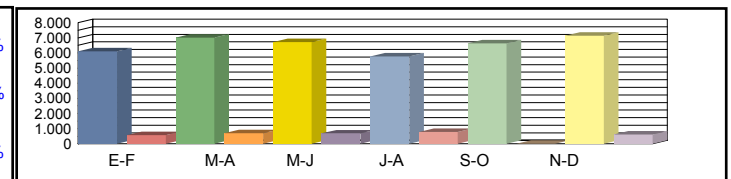
Media	00h-24h	5.096	3,26%	3.474	1,76%	4.369	1,79%	6.193	3,40%	4.934	2,18%	4.754	2,36%	4.803	2,46%
Domingos	06h-22h	4.391	2,35%	3.194	1,45%	3.940	1,36%	5.579	2,35%	4.427	2,05%	4.154	1,94%	4.281	1,92%
	08h-14h	1.344	1,91%	1.327	1,82%	1.638	1,26%	1.604	1,56%	1.462	2,46%	1.504	2,22%	1.480	1,87%



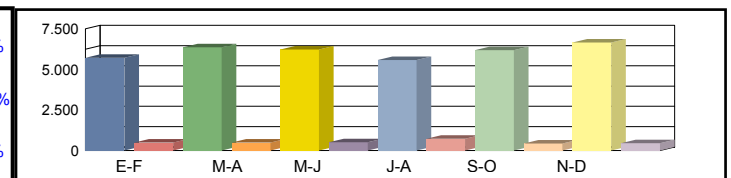
Media	00h-24h	5.272	4,57%	5.480	4,43%	5.511	4,67%	5.483	7,61%	5.159	4,29%	5.349	4,22%	5.376	4,96%
Sábados	06h-22h	4.880	2,80%	4.871	3,18%	5.014	4,27%	5.071	7,62%	4.664	4,22%	4.861	3,92%	4.894	4,34%
	08h-14h	2.066	2,23%	1.889	5,02%	2.208	7,03%	2.076	5,02%	2.314	6,97%	2.390	5,30%	2.157	5,26%



Media	00h-24h	6.100	8,62%	7.020	9,19%	6.710	9,34%	5.775	11,88%	6.629	0,00%	7.141	7,91%	6.562	9,39%
Laborales	06h-22h	5.783	7,98%	6.717	8,92%	6.414	9,38%	5.338	11,63%	6.282	0,00%	6.783	7,76%	6.220	9,13%
	08h-14h	2.607	10,68%	3.241	10,42%	2.991	10,08%	2.440	12,32%	2.785	0,00%	2.790	8,10%	2.809	10,32%



Media	00h-24h	5.720	7,85%	6.369	7,17%	6.222	7,59%	5.578	11,38%	6.177	6,47%	6.655	6,24%	6.120	7,78%
Diaria	06h-22h	5.350	7,02%	6.030	6,69%	5.888	7,47%	5.106	11,29%	5.786	6,32%	6.236	6,03%	5.733	7,47%
	08h-14h	2.318	8,88%	2.850	7,45%	2.727	7,97%	2.203	11,19%	2.529	7,54%	2.550	6,88%	2.530	8,32%



Coeficientes	N														
	L														
Coeficiente	S														

Los datos en color negro corresponden al total de vehículos y los datos en color azul corresponden a vehículos pesados (en %)



Castilla-La Mancha

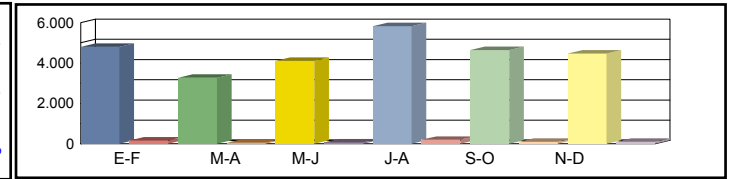
Consejería de Fomento

Estación: CR-455a
Carretera: CM-45 p.k. 17,30 **Provincia:** CIUDAD REAL
Ubicación: Enlace CR-5122 - Enlace CM-4174
Año: 2023
Tipo: PRIMARIA

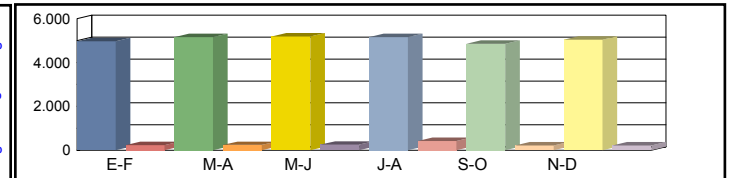
Dirección General de Carreteras

Ene-Feb	Mar-Abr	May-Jun	Jul-Ago	Sep-Oct	Nov-Dic	IMD
---------	---------	---------	---------	---------	---------	-----

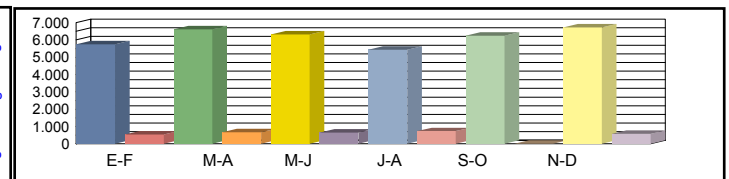
Media Domingos	00h-24h	4.799 3,26%	3.272 1,76%	4.115 1,79%	5.832 3,40%	4.646 2,18%	4.477 2,36%	4.524 2,46%
	06h-22h	4.144 2,35%	3.014 1,45%	3.718 1,36%	5.265 2,35%	4.177 2,05%	3.920 1,94%	4.040 1,92%
	08h-14h	1.203 1,91%	1.189 1,82%	1.467 1,26%	1.436 1,56%	1.310 2,46%	1.347 2,22%	1.325 1,87%



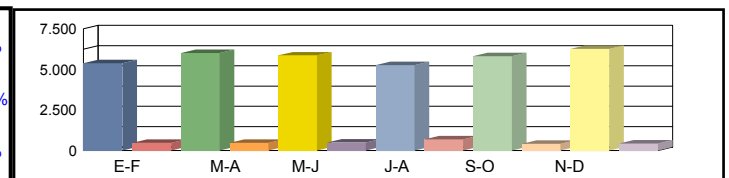
Media Sábados	00h-24h	4.965 4,57%	5.161 4,43%	5.190 4,67%	5.164 7,61%	4.859 4,29%	5.038 4,22%	5.063 4,96%
	06h-22h	4.605 2,80%	4.596 3,18%	4.732 4,27%	4.785 7,62%	4.402 4,22%	4.587 3,92%	4.618 4,34%
	08h-14h	1.850 2,23%	1.691 5,02%	1.977 7,03%	1.859 5,02%	2.072 6,97%	2.140 5,30%	1.932 5,26%



Media Laborales	00h-24h	5.745 8,62%	6.612 9,19%	6.319 9,34%	5.439 11,88%	6.243 0,00%	6.725 7,91%	6.180 9,39%
	06h-22h	5.457 7,98%	6.339 8,92%	6.053 9,38%	5.037 11,63%	5.928 0,00%	6.401 7,76%	5.869 9,13%
	08h-14h	2.335 10,68%	2.902 10,42%	2.679 10,08%	2.185 12,32%	2.494 0,00%	2.498 8,10%	2.516 10,32%



Media Diaria	00h-24h	5.387 7,85%	5.999 7,17%	5.859 7,59%	5.254 11,38%	5.817 6,47%	6.268 6,24%	5.764 7,78%
	06h-22h	5.048 7,02%	5.690 6,69%	5.556 7,47%	4.818 11,29%	5.460 6,32%	5.884 6,03%	5.409 7,47%
	08h-14h	2.076 8,88%	2.552 7,45%	2.442 7,97%	1.973 11,19%	2.265 7,54%	2.283 6,88%	2.265 8,32%



Coeficientes	N							
	L							
Coeficiente	S							

Los datos en color negro corresponden al total de vehículos y los datos en color azul corresponden a vehículos pesados (en %)



Castilla-La Mancha

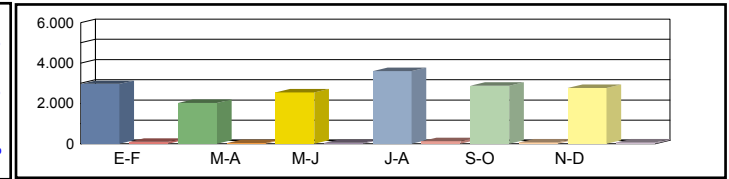
Consejería de Fomento

Estación: CR-456a
Carretera: CM-45 p.k. 20,50 **Provincia:** CIUDAD REAL
Ubicación: Enlace CM-4174 - Enlace CR-5123
Año: 2023
Tipo: PRIMARIA

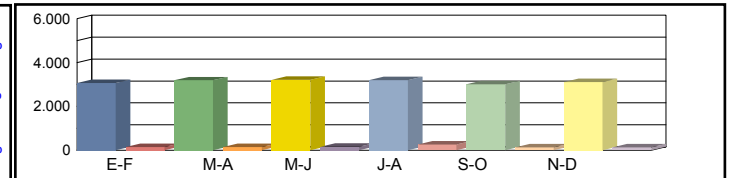
Dirección General de Carreteras

Ene-Feb	Mar-Abr	May-Jun	Jul-Ago	Sep-Oct	Nov-Dic	IMD
---------	---------	---------	---------	---------	---------	-----

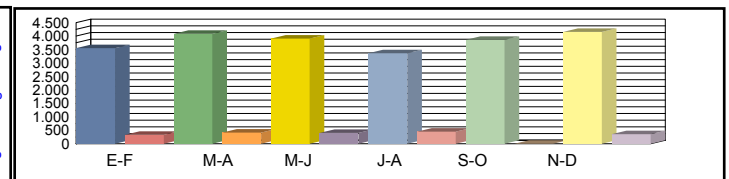
Media	00h-24h	2.965	3,26%	2.021	1,76%	2.542	1,79%	3.603	3,40%	2.871	2,18%	2.766	2,36%	2.795	2,46%
Domingos	06h-22h	2.558	2,35%	1.860	1,45%	2.295	1,36%	3.250	2,35%	2.578	2,05%	2.419	1,94%	2.493	1,92%
	08h-14h	752	1,91%	743	1,82%	917	1,26%	897	1,56%	818	2,46%	841	2,22%	828	1,87%



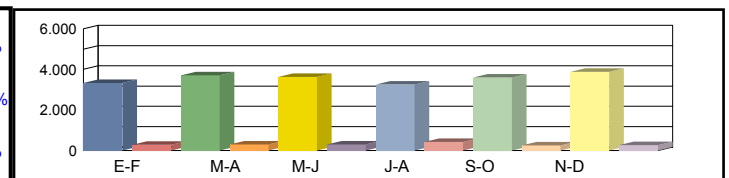
Media	00h-24h	3.068	4,57%	3.189	4,43%	3.206	4,67%	3.190	7,61%	3.002	4,29%	3.112	4,22%	3.128	4,96%
Sábados	06h-22h	2.842	2,80%	2.837	3,18%	2.921	4,27%	2.954	7,62%	2.717	4,22%	2.831	3,92%	2.850	4,34%
	08h-14h	1.156	2,23%	1.057	5,02%	1.235	7,03%	1.162	5,02%	1.294	6,97%	1.337	5,30%	1.207	5,26%



Media	00h-24h	3.549	8,62%	4.085	9,19%	3.904	9,34%	3.360	11,88%	3.857	0,00%	4.155	7,91%	3.818	9,39%
Laborales	06h-22h	3.368	7,98%	3.912	8,92%	3.736	9,38%	3.109	11,63%	3.659	0,00%	3.951	7,76%	3.622	9,13%
	08h-14h	1.459	10,68%	1.813	10,42%	1.673	10,08%	1.365	12,32%	1.558	0,00%	1.561	8,10%	1.572	10,32%



Media	00h-24h	3.328	7,85%	3.706	7,17%	3.620	7,59%	3.245	11,38%	3.594	6,47%	3.872	6,24%	3.561	7,78%
Diaria	06h-22h	3.116	7,02%	3.512	6,69%	3.429	7,47%	2.974	11,29%	3.370	6,32%	3.632	6,03%	3.339	7,47%
	08h-14h	1.297	8,88%	1.594	7,45%	1.525	7,97%	1.233	11,19%	1.415	7,54%	1.427	6,88%	1.415	8,32%



Coeficientes	N						
	L						
Coeficiente	S						

Los datos en color negro corresponden al total de vehículos y los datos en color azul corresponden a vehículos pesados (en %)



Castilla-La Mancha

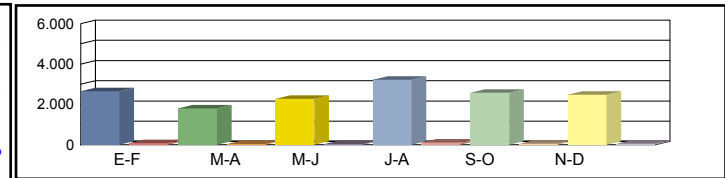
Consejería de Fomento

Estación: CR-457a
Carretera: CM-45 p.k. 23,40 **Provincia:** CIUDAD REAL
Ubicación: Enlace CR-5123 -Enlace CM-413
Año: 2023
Tipo: PRIMARIA

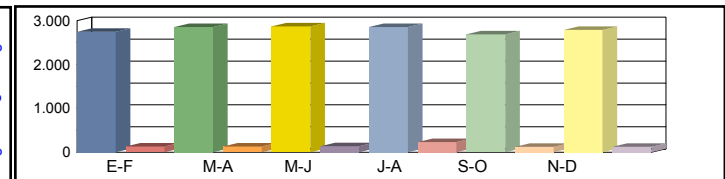
Dirección General de Carreteras

Ene-Feb	Mar-Abr	May-Jun	Jul-Ago	Sep-Oct	Nov-Dic	IMD
---------	---------	---------	---------	---------	---------	-----

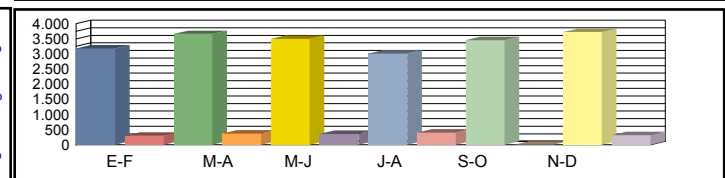
Media Domingos	00h-24h	2.656 3,26%	1.811 1,76%	2.277 1,79%	3.228 3,40%	2.571 2,18%	2.478 2,36%	2.504 2,46%
	06h-22h	2.305 2,35%	1.677 1,45%	2.069 1,36%	2.929 2,35%	2.324 2,05%	2.181 1,94%	2.248 1,92%
	08h-14h	677 1,91%	669 1,82%	826 1,26%	809 1,56%	737 2,46%	758 2,22%	746 1,87%



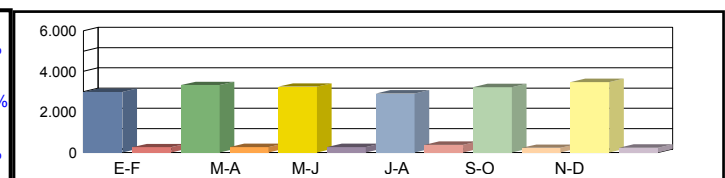
Media Sábados	00h-24h	2.748 4,57%	2.856 4,43%	2.872 4,67%	2.858 7,61%	2.689 4,29%	2.788 4,22%	2.802 4,96%
	06h-22h	2.562 2,80%	2.557 3,18%	2.632 4,27%	2.662 7,62%	2.449 4,22%	2.552 3,92%	2.569 4,34%
	08h-14h	1.041 2,23%	952 5,02%	1.113 7,03%	1.047 5,02%	1.166 6,97%	1.205 5,30%	1.087 5,26%



Media Laborales	00h-24h	3.179 8,62%	3.659 9,19%	3.497 9,34%	3.010 11,88%	3.455 0,00%	3.722 7,91%	3.420 9,39%
	06h-22h	3.036 7,98%	3.526 8,92%	3.368 9,38%	2.803 11,63%	3.298 0,00%	3.561 7,76%	3.265 9,13%
	08h-14h	1.315 10,68%	1.634 10,42%	1.508 10,08%	1.230 12,32%	1.404 0,00%	1.406 8,10%	1.416 10,32%



Media Diaria	00h-24h	2.981 7,85%	3.320 7,17%	3.242 7,59%	2.907 11,38%	3.219 6,47%	3.469 6,24%	3.190 7,78%
	06h-22h	2.809 7,02%	3.165 6,69%	3.092 7,47%	2.681 11,29%	3.038 6,32%	3.274 6,03%	3.010 7,47%
	08h-14h	1.169 8,88%	1.437 7,45%	1.375 7,97%	1.111 11,19%	1.275 7,54%	1.285 6,88%	1.275 8,32%



Coeficientes	N							
	L							
Coeficiente	S							

Los datos en color negro corresponden al total de vehículos y los datos en color azul corresponden a vehículos pesados (en %)



Castilla-La Mancha

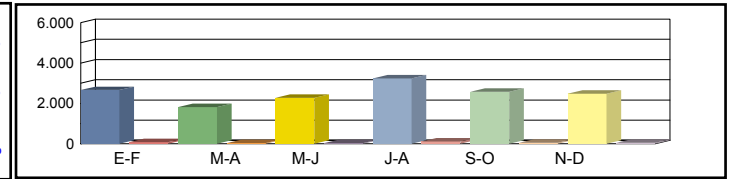
Consejería de Fomento

Estación: CR-458a
Carretera: CM-45 p.k. 25,00 **Provincia:** CIUDAD REAL
Ubicación: Enlace CM-413 - Enlace CM-4124
Año: 2023
Tipo: PRIMARIA

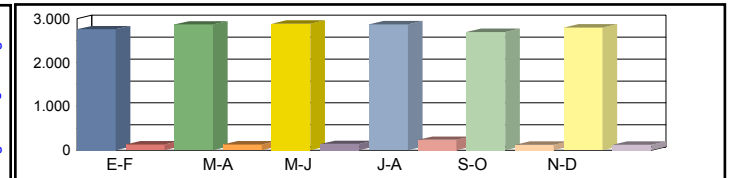
Dirección General de Carreteras

Ene-Feb	Mar-Abr	May-Jun	Jul-Ago	Sep-Oct	Nov-Dic	IMD
---------	---------	---------	---------	---------	---------	-----

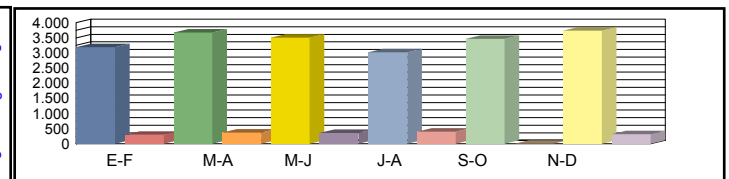
Media	00h-24h	2.665	3,26%	1.817	1,76%	2.285	1,79%	3.239	3,40%	2.580	2,18%	2.486	2,36%	2.512	2,46%
Domingos	06h-22h	2.290	2,35%	1.666	1,45%	2.055	1,36%	2.909	2,35%	2.308	2,05%	2.166	1,94%	2.232	1,92%
	08h-14h	687	1,91%	679	1,82%	838	1,26%	820	1,56%	748	2,46%	769	2,22%	757	1,87%



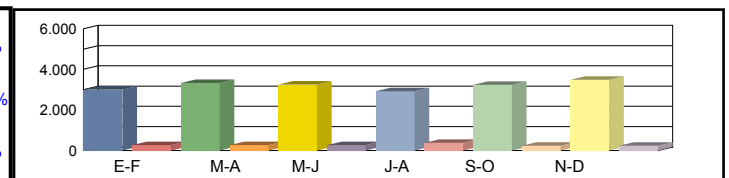
Media	00h-24h	2.757	4,57%	2.866	4,43%	2.882	4,67%	2.868	7,61%	2.698	4,29%	2.798	4,22%	2.812	4,96%
Sábados	06h-22h	2.545	2,80%	2.540	3,18%	2.615	4,27%	2.645	7,62%	2.432	4,22%	2.535	3,92%	2.552	4,34%
	08h-14h	1.056	2,23%	966	5,02%	1.129	7,03%	1.062	5,02%	1.183	6,97%	1.222	5,30%	1.103	5,26%



Media	00h-24h	3.190	8,62%	3.672	9,19%	3.509	9,34%	3.020	11,88%	3.467	0,00%	3.735	7,91%	3.432	9,39%
Laborales	06h-22h	3.016	7,98%	3.503	8,92%	3.345	9,38%	2.784	11,63%	3.276	0,00%	3.537	7,76%	3.244	9,13%
	08h-14h	1.333	10,68%	1.657	10,42%	1.529	10,08%	1.247	12,32%	1.424	0,00%	1.426	8,10%	1.436	10,32%



Media	00h-24h	2.991	7,85%	3.331	7,17%	3.254	7,59%	2.917	11,38%	3.231	6,47%	3.481	6,24%	3.201	7,78%
Diaria	06h-22h	2.790	7,02%	3.145	6,69%	3.070	7,47%	2.663	11,29%	3.017	6,32%	3.252	6,03%	2.990	7,47%
	08h-14h	1.185	8,88%	1.457	7,45%	1.394	7,97%	1.126	11,19%	1.293	7,54%	1.303	6,88%	1.293	8,32%



Coeficientes	N														
	L														
Coeficiente	S														

Los datos en color negro corresponden al total de vehículos y los datos en color azul corresponden a vehículos pesados (en %)



Castilla-La Mancha

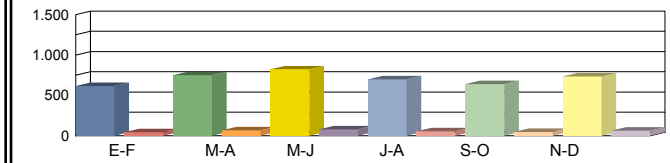
Consejería de Fomento

Estación: CR-47
 Carretera: CM-412 p.k. 139,00 Provincia: CIUDAD REAL
 Ubicación: Villahermosa - Villanueva de la Fuente
 Año: 2023
 Tipo: COBERTURA

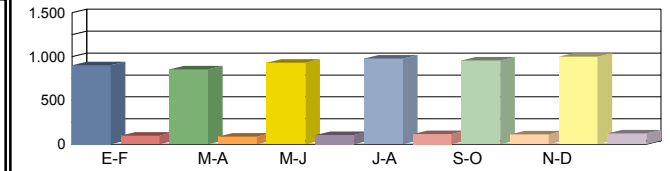
Dirección General de Carreteras

Ene-Feb	Mar-Abr	May-Jun	Jul-Ago	Sep-Oct	Nov-Dic	IMD
---------	---------	---------	---------	---------	---------	-----

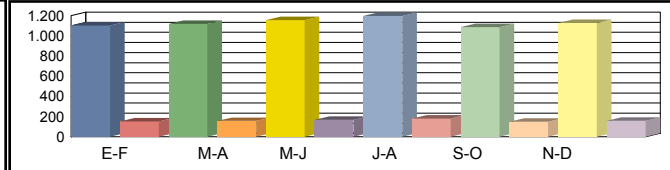
Media 00h-24h	616 6,79%	751 8,28%	824 9,08%	701 7,72%	640 7,05%	735 8,11%	711 7,84%
Domingos 06h-22h	530 5,52%	686 7,15%	771 8,03%	600 6,25%	524 5,46%	669 6,97%	630 6,57%
08h-14h	162 3,14%	330 6,39%	364 7,05%	259 5,02%	177 3,43%	220 4,25%	252 4,88%



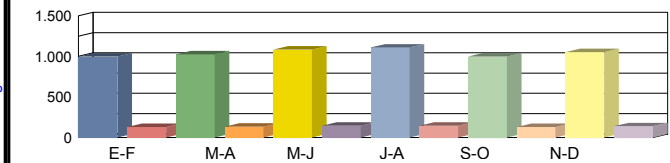
Media 00h-24h	901 9,93%	852 9,39%	930 10,25%	976 10,75%	954 10,51%	998 11,00%	935 10,31%
Sábados 06h-22h	831 8,67%	784 8,17%	851 8,87%	892 9,30%	864 9,01%	934 9,73%	859 8,96%
08h-14h	372 7,20%	343 6,65%	353 6,84%	448 8,68%	373 7,23%	432 8,37%	387 7,49%



Media 00h-24h	1.101 12,14%	1.118 12,33%	1.157 12,75%	1.197 13,19%	1.087 11,99%	1.127 12,42%	1.131 12,47%
Laborales 06h-22h	1.048 10,92%	1.054 10,99%	1.089 11,35%	1.105 11,52%	1.033 10,77%	1.064 11,09%	1.066 11,11%
08h-14h	493 9,55%	488 9,45%	505 9,78%	462 8,95%	466 9,03%	482 9,34%	483 9,35%



Media 00h-24h	998 11,26%	1.026 11,40%	1.084 11,63%	1.109 11,51%	996 11,38%	1.053 11,60%	1.044 11,47%
Diaria 06h-22h	940 9,95%	961 10,11%	1.015 10,34%	1.011 10,14%	930 9,99%	989 10,31%	974 10,14%
08h-14h	430 8,15%	446 8,53%	468 8,65%	427 8,62%	409 8,19%	437 8,47%	436 8,44%



Coeficientes N							
L							
Coeficiente S							

Los datos en color negro corresponden al total de vehículos y los datos en color azul corresponden a vehículos pesados (en %)



Castilla-La Mancha

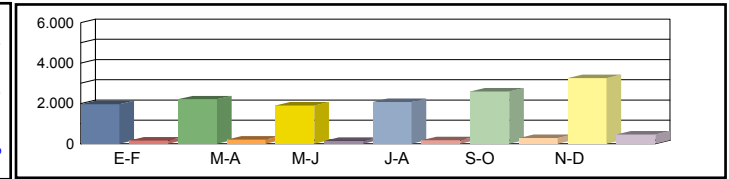
Consejería de Fomento

Estación: CR-4a
Carretera: CM-9313 p.k. 0,80 **Provincia:** CIUDAD REAL
Ubicación: Enlace A-4 - Int. N-430 (Manzanares)
Año: 2023
Tipo: COBERTURA

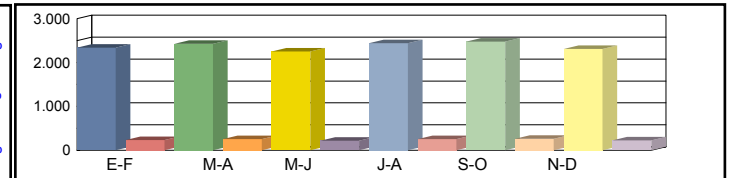
Dirección General de Carreteras

	Ene-Feb	Mar-Abr	May-Jun	Jul-Ago	Sep-Oct	Nov-Dic	IMD
--	---------	---------	---------	---------	---------	---------	-----

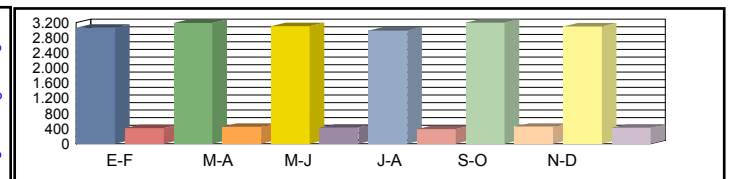
Media	00h-24h	1.970 7,65%	2.207 8,57%	1.902 7,39%	2.079 8,08%	2.594 10,08%	3.255 12,65%	2.334 9,07%
Domingos	06h-22h	1.783 6,79%	2.072 7,89%	1.726 6,57%	1.743 6,63%	2.390 9,10%	3.100 11,80%	2.136 8,13%
	08h-14h	677 6,59%	779 7,59%	666 6,48%	655 6,37%	677 6,59%	976 9,50%	738 7,19%



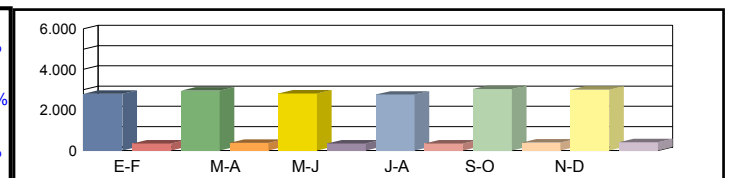
Media	00h-24h	2.341 9,10%	2.426 9,43%	2.249 8,74%	2.443 9,49%	2.476 9,62%	2.311 8,98%	2.374 9,22%
Sábados	06h-22h	2.149 8,18%	2.257 8,59%	2.070 7,88%	2.241 8,53%	2.248 8,56%	2.122 8,08%	2.181 8,30%
	08h-14h	992 9,66%	1.099 10,70%	1.025 9,98%	1.059 10,31%	1.070 10,42%	1.002 9,76%	1.041 10,14%



Media	00h-24h	3.064 11,90%	3.189 12,39%	3.111 12,09%	2.987 11,60%	3.197 12,42%	3.097 12,03%	3.108 12,07%
Laborales	06h-22h	2.973 11,32%	3.029 11,53%	2.962 11,28%	2.789 10,62%	3.051 11,61%	2.969 11,30%	2.962 11,28%
	08h-14h	1.285 12,51%	1.291 12,57%	1.278 12,44%	1.222 11,89%	1.318 12,83%	1.283 12,49%	1.280 12,45%



Media	00h-24h	2.795 11,03%	2.956 11,20%	2.815 10,94%	2.754 11,14%	3.028 11,45%	3.004 11,72%	2.892 11,25%
Diaria	06h-22h	2.687 10,19%	2.796 10,41%	2.658 10,12%	2.528 10,22%	2.862 10,58%	2.869 10,89%	2.733 10,40%
	08h-14h	1.158 11,21%	1.193 11,50%	1.154 11,24%	1.107 11,27%	1.199 11,32%	1.200 11,64%	1.168 11,36%



Coeficientes	N							
	L							
Coeficiente	S							

Los datos en color negro corresponden al total de vehículos y los datos en color azul corresponden a vehículos pesados (en %)



Castilla-La Mancha

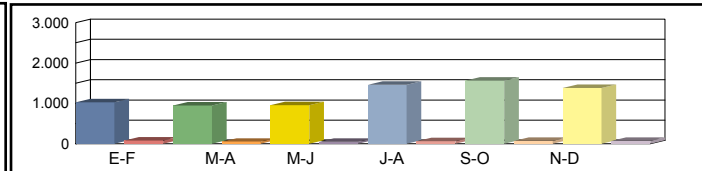
Consejería de Fomento

Estación: CR-4b
 Carretera: CM-4114 p.k. 49,00 Provincia: CIUDAD REAL
 Ubicación: Campomojado - Daimiel
 Año: 2023
 Tipo: PRIMARIA

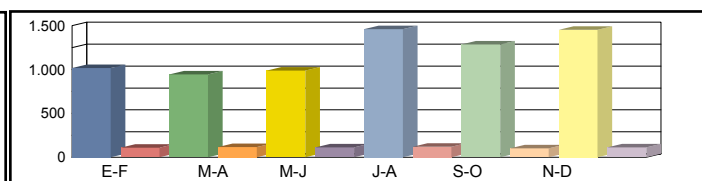
Dirección General de Carreteras

Ene-Feb	Mar-Abr	May-Jun	Jul-Ago	Sep-Oct	Nov-Dic	IMD
---------	---------	---------	---------	---------	---------	-----

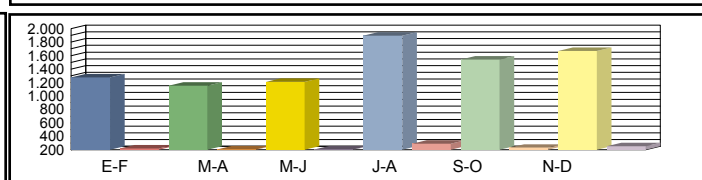
Media Domingos	00h-24h	1.032 7,17%	951 5,47%	955 5,34%	1.464 4,58%	1.565 4,47%	1.386 5,34%	1.226 5,39%
	06h-22h	942 3,93%	848 5,42%	849 5,30%	1.235 4,13%	1.489 3,69%	1.198 4,51%	1.094 4,50%
	08h-14h	468 4,27%	366 4,92%	342 5,26%	555 4,14%	584 3,08%	499 6,21%	469 4,65%



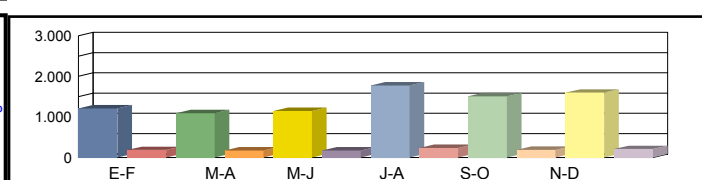
Media Sábados	00h-24h	1.016 9,74%	944 11,02%	988 10,22%	1.461 7,67%	1.286 7,23%	1.452 7,23%	1.191 8,85%
	06h-22h	903 8,53%	837 10,39%	879 9,67%	1.249 7,69%	1.224 7,11%	1.313 6,93%	1.068 8,39%
	08h-14h	406 6,16%	390 12,82%	409 11,25%	484 13,84%	561 9,09%	507 8,48%	460 10,27%



Media Laborales	00h-24h	1.278 14,63%	1.151 15,12%	1.212 14,60%	1.897 13,34%	1.542 13,10%	1.670 13,17%	1.458 13,99%
	06h-22h	1.192 13,51%	1.078 14,75%	1.132 14,22%	1.742 13,49%	1.449 12,84%	1.542 13,10%	1.356 13,65%
	08h-14h	456 16,67%	410 18,78%	435 17,93%	692 15,46%	634 12,30%	578 15,74%	534 16,15%



Media Diaria	00h-24h	1.205 13,11%	1.093 13,45%	1.143 12,95%	1.772 11,63%	1.509 11,13%	1.597 11,40%	1.386 12,28%
	06h-22h	1.115 11,75%	1.010 13,07%	1.055 12,61%	1.599 11,82%	1.423 10,75%	1.460 11,30%	1.277 11,88%
	08h-14h	451 13,53%	401 16,21%	418 15,55%	642 13,86%	617 10,70%	557 13,64%	514 13,91%



Coeficientes	N	1,07215	1,06772	1,07067	1,08898	1,06418	1,08301	
	L	1,14085	1,26672	1,20297	0,76858	0,94553	0,87305	
Coeficiente	S							0,95111

Los datos en color negro corresponden al total de vehículos y los datos en color azul corresponden a vehículos pesados (en %)



Castilla-La Mancha

Consejería de Fomento

Estación: CR-5
Carretera: CM-4124a p.k. 2,00 Provincia: CIUDAD REAL
Ubicación: Almagro - Bolaños de Calatrava
Año: 2023
Tipo: COBERTURA

Dirección General de Carreteras

Table with 7 columns: Ene-Feb, Mar-Abr, May-Jun, Jul-Ago, Sep-Oct, Nov-Dic, IMD

Table with 7 columns and 3 rows for Media 00h-24h, Domingos 06h-22h, 08h-14h

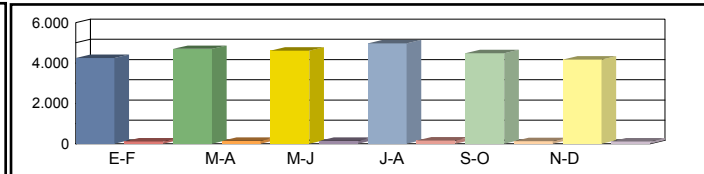


Table with 7 columns and 3 rows for Media 00h-24h, Sábados 06h-22h, 08h-14h

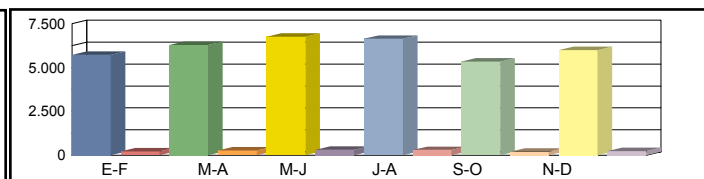


Table with 7 columns and 3 rows for Media Laborales 00h-24h, 06h-22h, 08h-14h

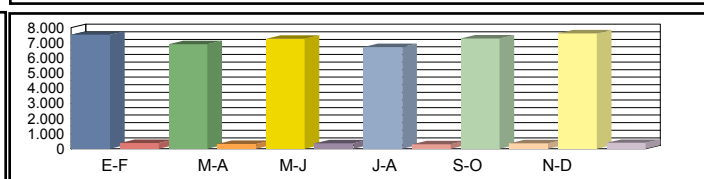


Table with 7 columns and 3 rows for Media Diaria 00h-24h, 06h-22h, 08h-14h

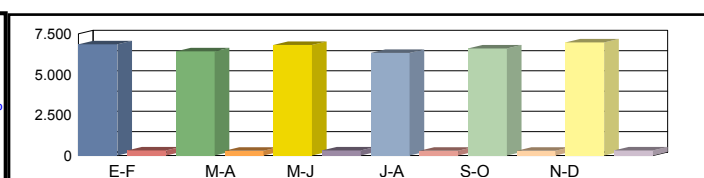


Table for Coeficientes N, L and Coeficiente S

Los datos en color negro corresponden al total de vehículos y los datos en color azul corresponden a vehículos pesados (en %)



Castilla-La Mancha

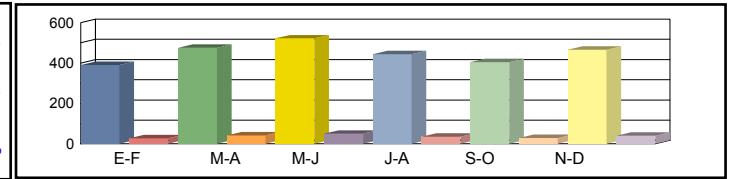
Consejería de Fomento

Estación: CR-50
Carretera: CM-3127 p.k. 45,00 **Provincia:** CIUDAD REAL
Ubicación: Montiel - Albadalejo
Año: 2023
Tipo: COBERTURA

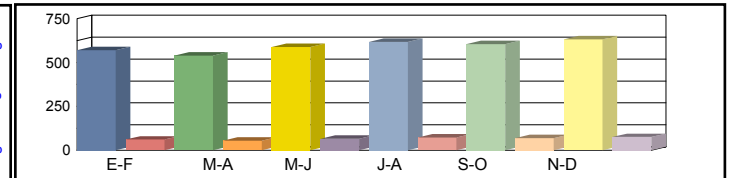
Dirección General de Carreteras

Ene-Feb	Mar-Abr	May-Jun	Jul-Ago	Sep-Oct	Nov-Dic	IMD
---------	---------	---------	---------	---------	---------	-----

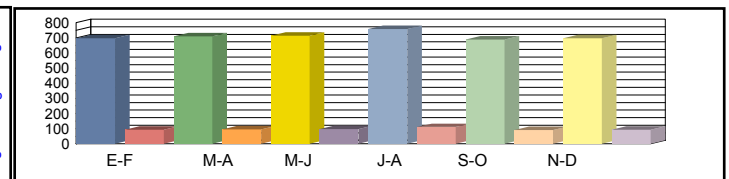
Media Domingos	00h-24h	390 6,58%	476 8,02%	522 8,81%	444 7,49%	405 6,84%	466 7,86%	450 7,60%
	06h-22h	314 4,50%	407 5,83%	457 6,54%	356 5,09%	311 4,45%	397 5,68%	374 5,35%
	08h-14h	68 1,67%	138 3,41%	152 3,75%	108 2,67%	74 1,83%	92 2,27%	105 2,60%



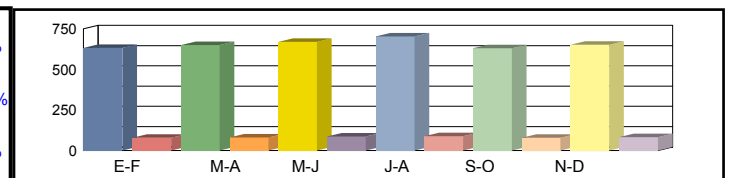
Media Sábados	00h-24h	571 9,62%	540 9,11%	589 9,94%	618 10,43%	604 10,20%	632 10,66%	592 9,99%
	06h-22h	493 7,06%	465 6,66%	505 7,23%	529 7,58%	513 7,34%	554 7,93%	510 7,30%
	08h-14h	155 3,83%	143 3,54%	147 3,64%	187 4,62%	156 3,85%	180 4,46%	161 3,99%



Media Laborales	00h-24h	698 11,77%	709 11,95%	714 12,04%	758 12,79%	689 11,62%	698 11,77%	711 11,99%
	06h-22h	622 8,90%	625 8,95%	631 9,03%	655 9,38%	613 8,77%	626 8,96%	629 9,00%
	08h-14h	206 5,09%	203 5,03%	201 4,98%	193 4,77%	194 4,81%	199 4,94%	199 4,94%



Media Diaria	00h-24h	633 10,92%	650 11,05%	669 11,28%	703 11,16%	631 11,04%	652 11,25%	656 11,12%
	06h-22h	558 8,10%	570 8,24%	588 8,42%	599 8,26%	552 8,14%	582 8,40%	575 8,26%
	08h-14h	180 4,34%	186 4,55%	186 4,61%	178 4,60%	170 4,36%	181 4,51%	180 4,50%



Coeficientes	N							
	L							
Coeficiente	S							

Los datos en color negro corresponden al total de vehículos y los datos en color azul corresponden a vehículos pesados (en %)



Castilla-La Mancha

Consejería de Fomento

Estación: CR-56
Carretera: CM-4120 p.k. 21,00 **Provincia:** CIUDAD REAL
Ubicación: Villarubia de los Ojos - Las Labores
Año: 2023
Tipo: COBERTURA

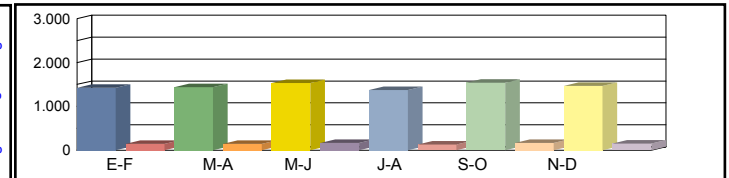
Dirección General de Carreteras

Ene-Feb	Mar-Abr	May-Jun	Jul-Ago	Sep-Oct	Nov-Dic	IMD
---------	---------	---------	---------	---------	---------	-----

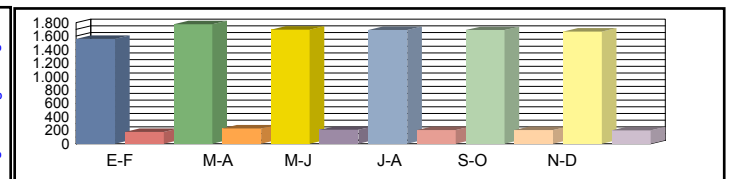
Media Domingos	00h-24h	1.399 9,02%	1.657 10,68%	1.675 10,80%	1.711 11,03%	1.560 10,06%	1.802 11,62%	1.634 10,53%
	06h-22h	1.202 7,02%	1.534 8,96%	1.591 9,29%	1.358 7,93%	1.418 8,28%	1.681 9,82%	1.464 8,55%
	08h-14h	404 5,90%	586 8,57%	534 7,80%	474 6,93%	632 9,24%	650 9,51%	547 7,99%



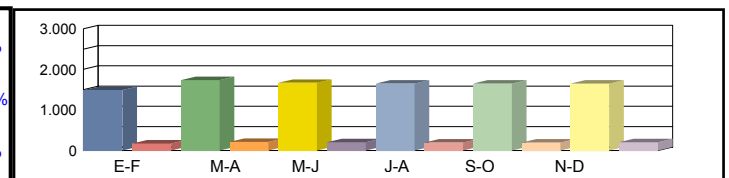
Media Sábados	00h-24h	1.424 9,18%	1.436 9,26%	1.532 9,88%	1.373 8,85%	1.537 9,91%	1.465 9,44%	1.461 9,42%
	06h-22h	1.316 7,68%	1.315 7,68%	1.404 8,20%	1.250 7,30%	1.378 8,05%	1.317 7,69%	1.330 7,77%
	08h-14h	636 9,30%	628 9,18%	625 9,14%	608 8,89%	683 9,98%	615 8,99%	632 9,25%



Media Laborales	00h-24h	1.561 10,07%	1.777 11,45%	1.694 10,92%	1.690 10,89%	1.689 10,89%	1.668 10,75%	1.680 10,83%
	06h-22h	1.508 8,80%	1.717 10,03%	1.624 9,48%	1.543 9,01%	1.631 9,52%	1.615 9,43%	1.606 9,38%
	08h-14h	703 10,27%	802 11,72%	721 10,54%	622 9,09%	702 10,26%	688 10,06%	706 10,33%



Media Diaria	00h-24h	1.487 10,40%	1.733 10,65%	1.668 10,75%	1.647 10,64%	1.648 10,65%	1.651 10,81%	1.639 10,65%
	06h-22h	1.411 8,87%	1.657 9,15%	1.588 9,27%	1.456 8,95%	1.566 9,11%	1.580 9,27%	1.543 9,10%
	08h-14h	647 9,70%	766 10,06%	681 9,95%	578 9,79%	684 10,27%	664 10,17%	670 9,99%



Coeficientes	N							
	L							
Coeficiente	S							

Los datos en color negro corresponden al total de vehículos y los datos en color azul corresponden a vehículos pesados (en %)



Castilla-La Mancha

Consejería de Fomento

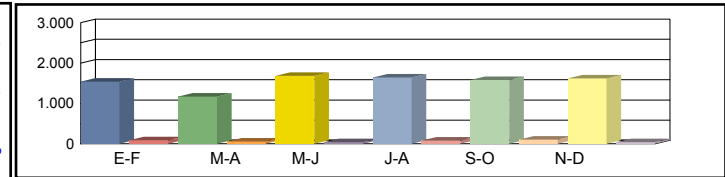
Estación: CR-58
Carretera: CM-4120 p.k. 12,72 **Provincia:** CIUDAD REAL
Ubicación: Fuente el Fresno - Villarrubia de los Ojos
Año: 2023
Tipo: PRIMARIA

Dirección General de Carreteras

Ene-Feb	Mar-Abr	May-Jun	Jul-Ago	Sep-Oct	Nov-Dic	IMD
---------	---------	---------	---------	---------	---------	-----

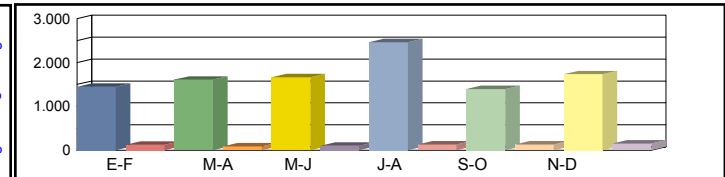
Media 00h-24h
 Domingos 06h-22h
 08h-14h

1.542 5,58%	1.172 4,86%	1.684 2,43%	1.644 4,81%	1.580 6,27%	1.623 2,46%	1.541 4,40%
1.394 4,66%	1.018 3,93%	1.541 2,53%	1.391 4,53%	1.403 5,27%	1.297 1,77%	1.341 3,78%
606 3,63%	400 3,00%	587 2,90%	710 2,25%	612 4,08%	554 2,89%	578 3,13%



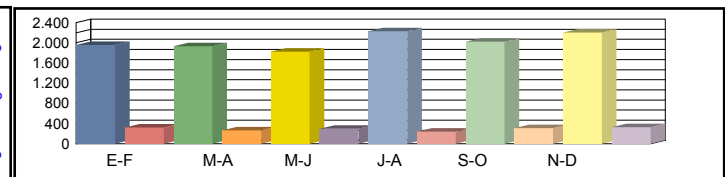
Media 00h-24h
 Sábados 06h-22h
 08h-14h

1.443 8,04%	1.609 5,28%	1.664 5,65%	2.462 5,08%	1.396 8,60%	1.733 7,96%	1.718 6,77%
1.264 6,88%	1.468 5,11%	1.510 5,89%	2.114 5,11%	1.235 6,80%	1.490 7,99%	1.514 6,30%
521 4,80%	821 6,70%	652 8,28%	882 6,80%	513 6,04%	721 8,32%	685 6,82%



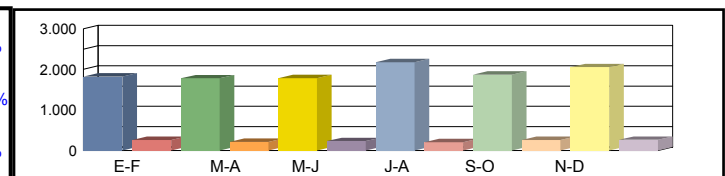
Media 00h-24h
 Laborales 06h-22h
 08h-14h

1.956 14,11%	1.933 12,05%	1.828 14,06%	2.228 9,83%	2.023 13,45%	2.203 13,07%	2.028 12,76%
1.869 13,43%	1.827 11,49%	1.718 14,32%	2.019 9,96%	1.934 12,77%	2.027 13,22%	1.899 12,53%
711 15,19%	716 13,55%	676 19,38%	895 9,72%	730 14,93%	795 14,84%	754 14,60%



Media 00h-24h
 Diaria 06h-22h
 08h-14h

1.823 12,40%	1.778 10,52%	1.784 11,38%	2.178 8,54%	1.871 12,08%	2.053 11,25%	1.914 11,03%
1.715 11,72%	1.660 10,00%	1.663 11,67%	1.943 8,65%	1.758 11,32%	1.845 11,44%	1.764 10,80%
669 12,56%	686 11,52%	659 15,63%	867 8,42%	683 12,59%	750 12,67%	719 12,23%



Coeficientes N
 L
 Coeficiente S

1,04655	1,05802	1,06403	1,10352	1,04602	1,08683	
1,03681	1,04915	1,10941	0,91023	1,00247	0,92056	
						0,94386

Los datos en color negro corresponden al total de vehículos y los datos en color azul corresponden a vehículos pesados (en %)



Castilla-La Mancha

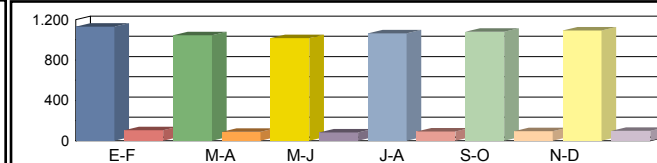
Consejería de Fomento

Estación: CR-5d
Carretera: CM-413 p.k. 4,00 **Provincia:** CIUDAD REAL
Ubicación: Almagro - Granátula de Calatrava
Año: 2023
Tipo: COBERTURA

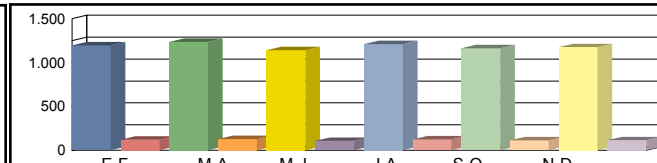
Dirección General de Carreteras

	Ene-Feb	Mar-Abr	May-Jun	Jul-Ago	Sep-Oct	Nov-Dic	IMD
--	---------	---------	---------	---------	---------	---------	-----

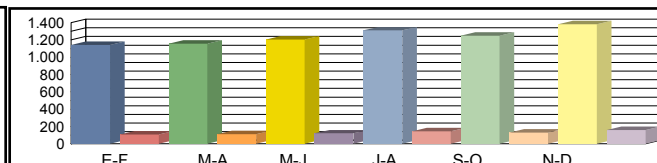
Media Domingos	00h-24h	1.131 8,54%	1.047 7,91%	1.017 7,68%	1.065 8,04%	1.080 8,15%	1.092 8,24%	1.072 8,10%
	06h-22h	1.037 5,98%	952 5,48%	890 5,13%	790 4,55%	945 5,44%	958 5,52%	929 5,35%
	08h-14h	444 3,83%	436 3,77%	452 3,90%	283 2,44%	392 3,38%	397 3,42%	401 3,46%



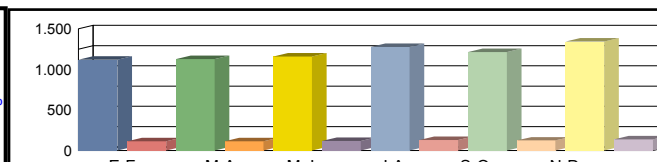
Media Sábados	00h-24h	1.195 9,02%	1.236 9,33%	1.139 8,60%	1.211 9,15%	1.163 8,78%	1.175 8,87%	1.186 8,96%
	06h-22h	1.109 6,39%	1.158 6,67%	1.046 6,03%	1.106 6,37%	1.039 5,99%	1.042 6,00%	1.083 6,24%
	08h-14h	476 4,11%	548 4,73%	540 4,66%	518 4,47%	574 4,95%	569 4,91%	538 4,64%



Media Laborales	00h-24h	1.141 8,62%	1.156 8,73%	1.206 9,11%	1.310 9,90%	1.250 9,44%	1.381 10,43%	1.241 9,37%
	06h-22h	1.051 6,06%	1.097 6,32%	1.124 6,47%	1.188 6,85%	1.156 6,66%	1.278 7,37%	1.149 6,62%
	08h-14h	493 4,25%	543 4,69%	496 4,28%	593 5,11%	549 4,74%	593 5,11%	544 4,70%



Media Diaria	00h-24h	1.118 9,25%	1.127 9,21%	1.159 9,07%	1.276 9,20%	1.213 9,16%	1.344 9,19%	1.206 9,18%
	06h-22h	1.029 6,52%	1.070 6,49%	1.072 6,35%	1.127 6,32%	1.109 6,39%	1.229 6,40%	1.106 6,41%
	08h-14h	470 4,52%	527 4,60%	482 4,61%	547 4,37%	530 4,57%	573 4,57%	522 4,54%



Coeficientes	N						
	L						
Coeficiente	S						

Los datos en color negro corresponden al total de vehículos y los datos en color azul corresponden a vehículos pesados (en %)



Castilla-La Mancha

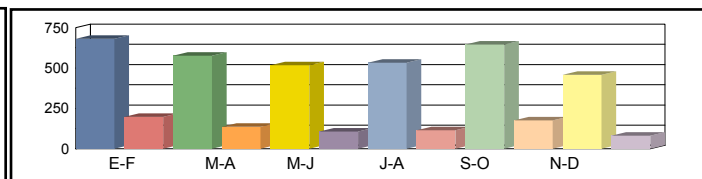
Consejería de Fomento

Estación: CR-61a
Carretera: CM-4165 p.k. 0,75 **Provincia:** CIUDAD REAL
Ubicación: Corral de Calatrava - Caracuel de Calatrava
Año: 2023
Tipo: COBERTURA

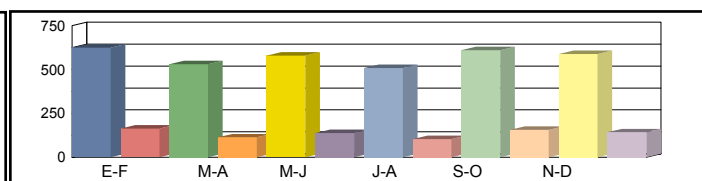
Dirección General de Carreteras

Ene-Feb	Mar-Abr	May-Jun	Jul-Ago	Sep-Oct	Nov-Dic	IMD
---------	---------	---------	---------	---------	---------	-----

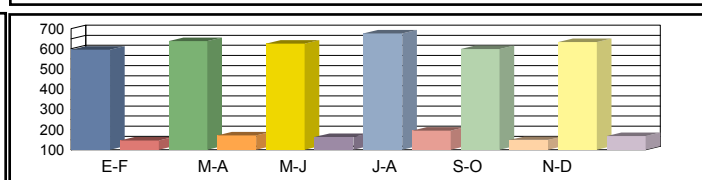
Media Domingos	00h-24h	681 22,58%	577 19,15%	518 17,17%	534 17,71%	646 21,44%	458 15,18%	569 18,87%
	06h-22h	549 16,71%	454 13,82%	414 12,60%	428 13,01%	519 15,78%	362 11,03%	454 13,83%
	08h-14h	202 9,00%	138 6,15%	174 7,78%	186 8,31%	181 8,07%	214 9,54%	182 8,14%



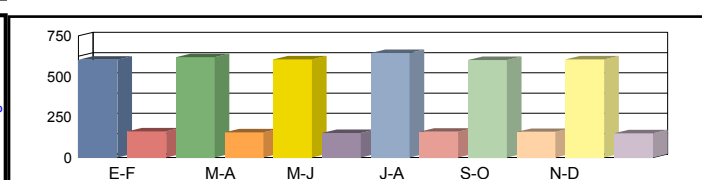
Media Sábados	00h-24h	624 20,69%	531 17,62%	580 19,24%	508 16,84%	611 20,28%	588 19,52%	574 19,03%
	06h-22h	491 14,93%	403 12,26%	449 13,67%	396 12,05%	471 14,33%	482 14,66%	449 13,65%
	08h-14h	271 12,10%	216 9,65%	267 11,90%	239 10,68%	257 11,47%	259 11,55%	252 11,23%



Media Laborales	00h-24h	596 19,78%	639 21,21%	626 20,77%	676 22,42%	599 19,88%	634 21,04%	628 20,85%
	06h-22h	478 14,56%	518 15,76%	503 15,31%	547 16,66%	481 14,65%	498 15,16%	504 15,35%
	08h-14h	249 11,10%	312 13,92%	280 12,50%	314 14,00%	257 11,47%	278 12,41%	282 12,57%



Media Diaria	00h-24h	603 21,02%	618 20,09%	604 20,04%	644 19,77%	600 20,79%	604 19,79%	612 20,25%
	06h-22h	483 15,46%	496 14,66%	483 14,69%	519 14,52%	479 15,24%	475 14,60%	489 14,86%
	08h-14h	238 11,94%	279 11,19%	263 11,74%	292 11,64%	241 11,72%	266 11,94%	263 11,70%



Coeficientes	N							
	L							
Coeficiente	S							

Los datos en color negro corresponden al total de vehículos y los datos en color azul corresponden a vehículos pesados (en %)



Castilla-La Mancha

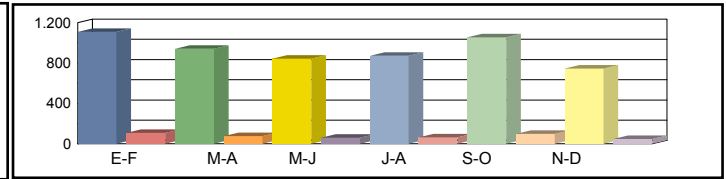
Consejería de Fomento

Estación: CR-63
Carretera: CM-4110 p.k. 48,00 **Provincia:** CIUDAD REAL
Ubicación: Cabezarados - Almodóvar del Campo
Año: 2023
Tipo: COBERTURA

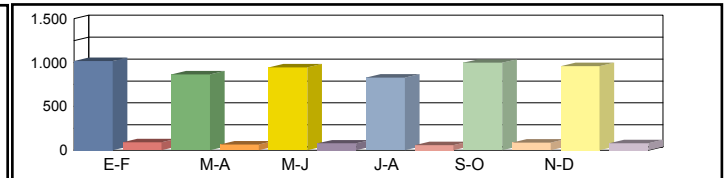
Dirección General de Carreteras

Ene-Feb	Mar-Abr	May-Jun	Jul-Ago	Sep-Oct	Nov-Dic	IMD
---------	---------	---------	---------	---------	---------	-----

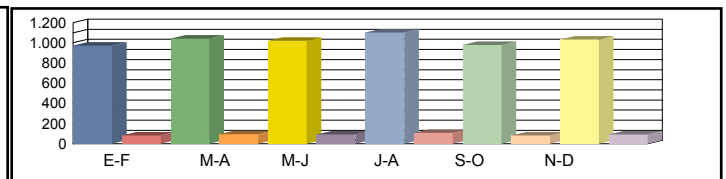
Media Domingos	00h-24h	1.110 8,95%	941 7,59%	844 6,80%	871 7,02%	1.054 8,49%	746 6,01%	928 7,48%
	06h-22h	971 7,25%	803 5,99%	732 5,46%	756 5,64%	917 6,84%	641 4,78%	803 5,99%
	08h-14h	339 4,43%	232 3,03%	293 3,83%	313 4,09%	304 3,98%	359 4,70%	307 4,01%



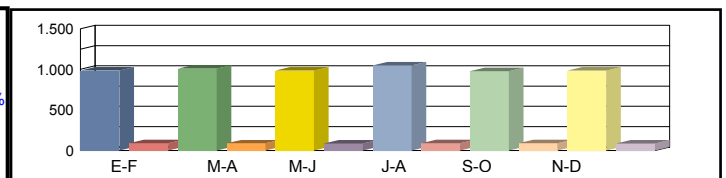
Media Sábados	00h-24h	1.017 8,20%	866 6,98%	946 7,62%	828 6,67%	997 8,04%	960 7,73%	936 7,54%
	06h-22h	867 6,47%	712 5,31%	794 5,93%	700 5,23%	832 6,21%	851 6,36%	793 5,92%
	08h-14h	456 5,96%	364 4,75%	448 5,86%	403 5,26%	432 5,65%	435 5,69%	423 5,53%



Media Laborales	00h-24h	972 7,84%	1.043 8,40%	1.021 8,23%	1.102 8,88%	978 7,88%	1.034 8,33%	1.025 8,26%
	06h-22h	845 6,31%	915 6,83%	889 6,64%	968 7,22%	851 6,35%	880 6,57%	891 6,65%
	08h-14h	418 5,47%	525 6,86%	471 6,16%	527 6,89%	432 5,65%	468 6,11%	474 6,19%



Media Diaria	00h-24h	984 8,33%	1.009 7,96%	985 7,94%	1.049 7,83%	979 8,24%	985 7,84%	998 8,02%
	06h-22h	853 6,70%	876 6,36%	853 6,37%	918 6,29%	847 6,61%	840 6,33%	864 6,44%
	08h-14h	399 5,88%	470 5,51%	442 5,78%	491 5,73%	405 5,77%	447 5,88%	442 5,76%



Coeficientes	N							
	L							
Coeficiente	S							

Los datos en color negro corresponden al total de vehículos y los datos en color azul corresponden a vehículos pesados (en %)



Castilla-La Mancha

Consejería de Fomento

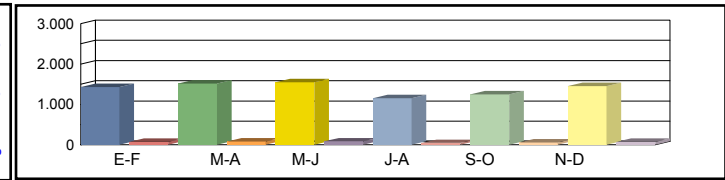
Estación: CR-69a
Carretera: CM-3167 p.k. 3,50 **Provincia:** CIUDAD REAL
Ubicación: Enlace CM-42 - Herencia
Año: 2023
Tipo: COBERTURA

Dirección General de Carreteras

	Ene-Feb	Mar-Abr	May-Jun	Jul-Ago	Sep-Oct	Nov-Dic	IMD
--	---------	---------	---------	---------	---------	---------	-----

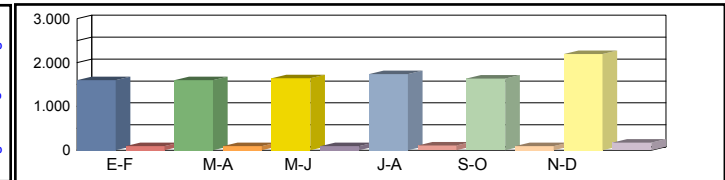
Media 00h-24h
 Domingos 06h-22h
 08h-14h

1.428	4,85%	1.516	5,14%	1.551	5,26%	1.156	3,92%	1.251	4,25%	1.458	4,95%	1.393	4,73%
1.307	3,72%	1.404	3,99%	1.428	4,06%	979	2,78%	1.037	2,95%	1.383	3,93%	1.256	3,57%
381	4,22%	415	4,59%	516	5,71%	293	3,24%	329	3,64%	466	5,16%	400	4,43%



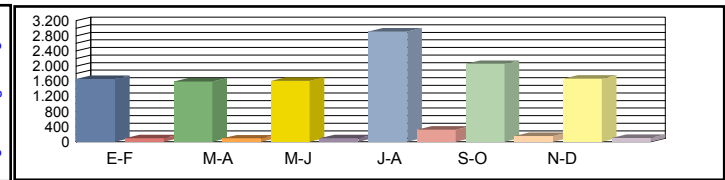
Media 00h-24h
 Sábados 06h-22h
 08h-14h

1.600	5,43%	1.601	5,43%	1.639	5,56%	1.736	5,89%	1.634	5,54%	2.191	7,44%	1.734	5,88%
1.429	4,07%	1.433	4,08%	1.452	4,13%	1.635	4,65%	1.501	4,27%	1.982	5,64%	1.572	4,47%
689	7,62%	663	7,33%	686	7,59%	804	8,90%	588	6,50%	858	9,49%	715	7,91%



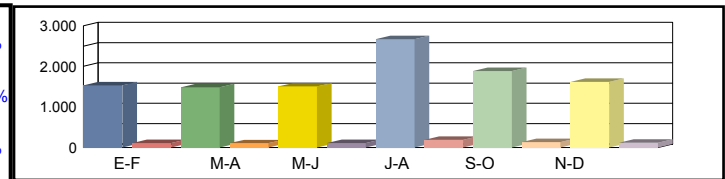
Media 00h-24h
 Laborales 06h-22h
 08h-14h

1.659	5,63%	1.594	5,41%	1.607	5,45%	2.917	9,90%	2.060	6,99%	1.670	5,67%	1.918	6,51%
1.532	4,36%	1.478	4,20%	1.496	4,25%	2.681	7,62%	1.903	5,41%	1.529	4,35%	1.770	5,03%
622	6,89%	643	7,11%	619	6,85%	1.054	11,66%	784	8,67%	700	7,74%	737	8,15%



Media 00h-24h
 Diaria 06h-22h
 08h-14h

1.533	6,46%	1.483	6,50%	1.503	6,54%	2.669	6,39%	1.884	6,39%	1.615	6,76%	1.781	6,51%
1.409	4,98%	1.370	5,02%	1.392	5,04%	2.441	4,93%	1.722	4,90%	1.478	5,23%	1.635	5,02%
566	7,89%	586	7,90%	578	8,10%	964	7,93%	691	7,64%	669	8,29%	676	7,96%



Coeficientes N
 L
 Coeficiente S

Los datos en color negro corresponden al total de vehículos y los datos en color azul corresponden a vehículos pesados (en %)



Castilla-La Mancha

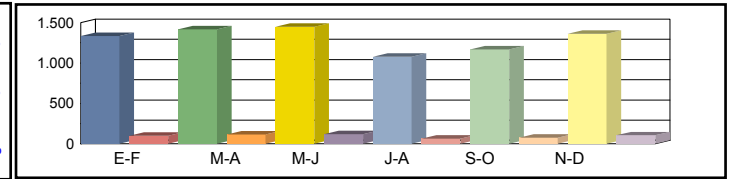
Consejería de Fomento

Estación: CR-69b
Carretera: CM-3167 p.k. 1,00 **Provincia:** CIUDAD REAL
Ubicación: Limite provincia Toledo - Enlace CM-42
Año: 2023
Tipo: COBERTURA

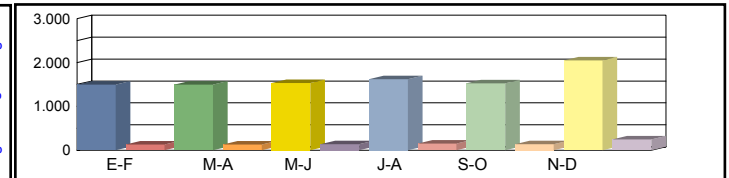
Dirección General de Carreteras

	Ene-Feb	Mar-Abr	May-Jun	Jul-Ago	Sep-Oct	Nov-Dic	IMD
--	---------	---------	---------	---------	---------	---------	-----

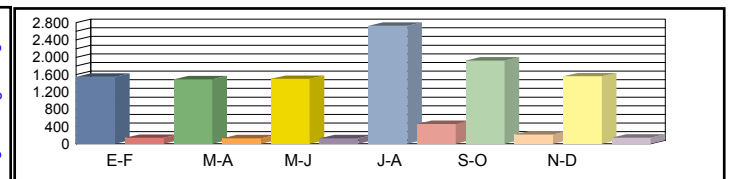
Media Domingos	00h-24h	1.334 7,10%	1.416 7,53%	1.448 7,71%	1.080 5,75%	1.169 6,22%	1.361 7,25%	1.301 6,92%
	06h-22h	1.247 6,16%	1.340 6,62%	1.362 6,73%	934 4,62%	990 4,89%	1.320 6,52%	1.199 5,93%
	08h-14h	429 5,23%	468 5,70%	582 7,09%	330 4,02%	371 4,52%	525 6,40%	451 5,49%



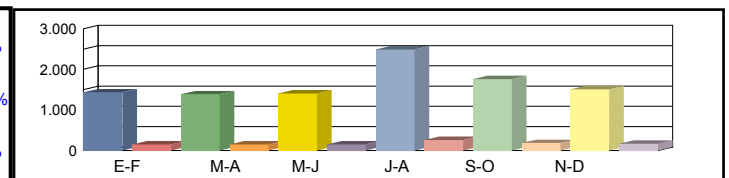
Media Sábados	00h-24h	1.495 7,95%	1.495 7,96%	1.531 8,15%	1.621 8,63%	1.526 8,12%	2.047 10,89%	1.619 8,62%
	06h-22h	1.364 6,74%	1.368 6,76%	1.386 6,85%	1.560 7,71%	1.433 7,08%	1.891 9,35%	1.500 7,42%
	08h-14h	776 9,46%	747 9,10%	773 9,42%	906 11,04%	662 8,07%	966 11,77%	805 9,81%



Media Laborales	00h-24h	1.549 8,24%	1.489 7,92%	1.501 7,99%	2.724 14,50%	1.924 10,24%	1.560 8,30%	1.791 9,53%
	06h-22h	1.462 7,22%	1.411 6,97%	1.427 7,05%	2.558 12,64%	1.816 8,98%	1.459 7,21%	1.689 8,35%
	08h-14h	701 8,54%	724 8,82%	698 8,50%	1.187 14,46%	883 10,76%	788 9,60%	830 10,11%



Media Diaria	00h-24h	1.432 9,46%	1.385 9,53%	1.404 9,58%	2.492 9,37%	1.759 9,36%	1.509 9,90%	1.664 9,53%
	06h-22h	1.345 8,26%	1.308 8,32%	1.328 8,35%	2.329 8,17%	1.643 8,12%	1.411 8,68%	1.561 8,32%
	08h-14h	637 9,78%	659 9,80%	652 10,04%	1.085 9,84%	778 9,48%	753 10,28%	761 9,87%



Coeficientes	N							
	L							
Coeficiente	S							

Los datos en color negro corresponden al total de vehículos y los datos en color azul corresponden a vehículos pesados (en %)



Castilla-La Mancha

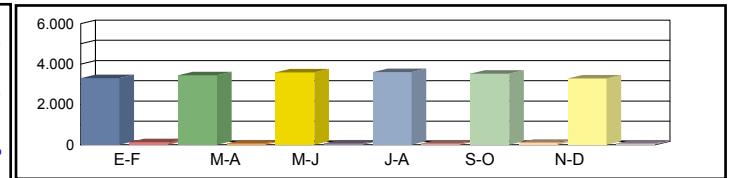
Consejería de Fomento

Estación: CR-6b
Carretera: CM-4110 p.k. 55,20 **Provincia:** CIUDAD REAL
Ubicación: Almodóvar del Campo - Puertollano
Año: 2023
Tipo: PRIMARIA

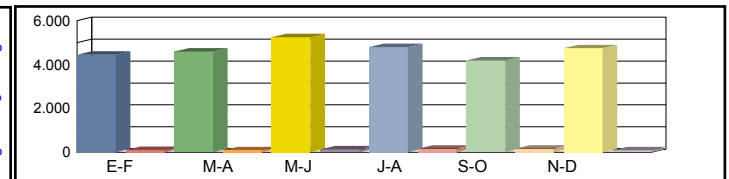
Dirección General de Carreteras

Ene-Feb	Mar-Abr	May-Jun	Jul-Ago	Sep-Oct	Nov-Dic	IMD
---------	---------	---------	---------	---------	---------	-----

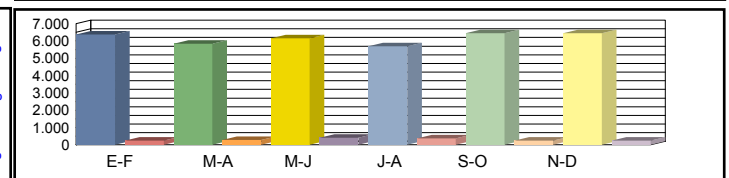
Media 00h-24h	3.305 3,78%	3.439 1,86%	3.582 1,95%	3.599 1,94%	3.519 3,04%	3.295 1,94%	3.456 2,42%
Domingos 06h-22h	2.870 2,79%	3.084 1,23%	3.019 1,36%	2.566 2,22%	3.120 1,96%	2.931 1,74%	2.932 1,88%
08h-14h	979 4,70%	1.003 1,60%	974 1,03%	840 2,74%	1.052 2,38%	983 1,83%	972 2,38%



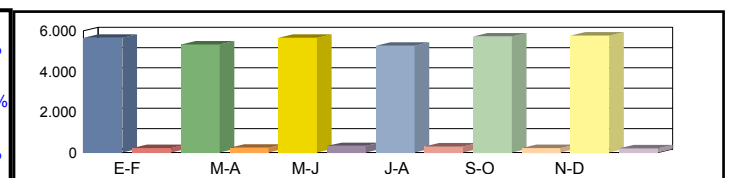
Media 00h-24h	4.444 2,25%	4.596 2,00%	5.248 2,46%	4.800 3,19%	4.189 3,70%	4.744 1,90%	4.670 2,58%
Sábados 06h-22h	4.099 1,46%	4.270 1,80%	4.655 2,66%	4.019 3,16%	3.758 3,09%	4.303 1,70%	4.184 2,31%
08h-14h	2.078 1,54%	1.999 2,75%	2.156 2,37%	2.132 3,00%	1.851 3,08%	1.630 2,64%	1.974 2,56%



Media 00h-24h	6.373 3,72%	5.848 4,72%	6.148 6,20%	5.687 6,14%	6.454 3,77%	6.454 3,75%	6.161 4,71%
Laborales 06h-22h	6.044 3,31%	5.561 4,75%	5.784 6,31%	5.129 6,43%	6.098 3,35%	6.149 3,63%	5.794 4,63%
08h-14h	2.366 4,44%	2.284 6,52%	2.383 7,72%	2.093 7,17%	2.452 4,61%	2.389 6,07%	2.328 6,09%



Media 00h-24h	5.660 3,57%	5.325 4,11%	5.652 5,31%	5.262 5,34%	5.711 3,69%	5.758 3,39%	5.561 4,24%
Diaria 06h-22h	5.313 3,07%	5.023 4,08%	5.228 5,43%	4.605 5,69%	5.338 3,20%	5.426 3,26%	5.156 4,12%
08h-14h	2.126 4,05%	2.060 5,63%	2.149 6,51%	1.919 6,20%	2.166 4,25%	2.080 5,38%	2.083 5,34%



Coeficientes N	1,05443	1,05161	1,06293	1,10879	1,05838	1,04960
L	0,96673	1,05352	1,00211	1,08335	0,95460	0,95460

Coeficiente S						
---------------	--	--	--	--	--	--

							0,90271
--	--	--	--	--	--	--	---------

Los datos en color negro corresponden al total de vehículos y los datos en color azul corresponden a vehículos pesados (en %)



Castilla-La Mancha

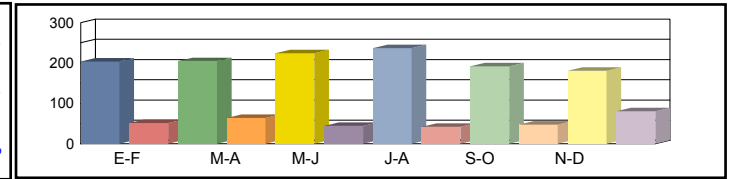
Consejería de Fomento

Estación: cr-6c
Carretera: CM-4134 p.k. 7,00 **Provincia:** CIUDAD REAL
Ubicación: Int. CR-504 (puertollano -)Int. N-420 (Argamasilla de Cva.)
Año: 2023
Tipo: PRIMARIA

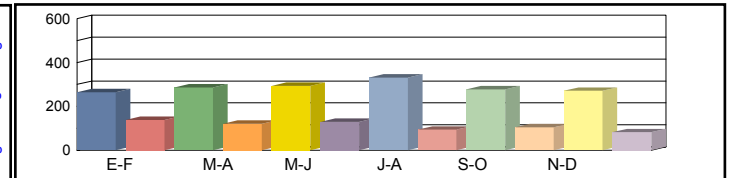
Dirección General de Carreteras

Ene-Feb	Mar-Abr	May-Jun	Jul-Ago	Sep-Oct	Nov-Dic	IMD
---------	---------	---------	---------	---------	---------	-----

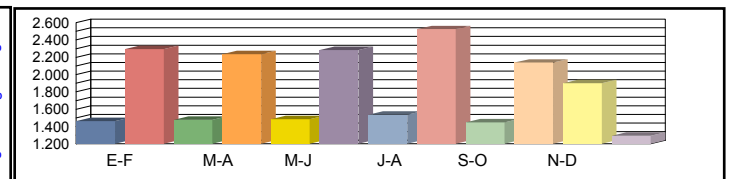
Media 00h-24h	204 20,10%	205 23,90%	224 16,52%	237 15,19%	192 19,79%	181 30,94%	207 21,07%
Domingos 06h-22h	154 17,53%	156 22,44%	171 18,13%	172 16,86%	161 18,63%	155 28,39%	162 20,33%
08h-14h	54 31,48%	46 26,09%	52 19,23%	67 26,87%	56 25,00%	43 55,81%	53 30,75%



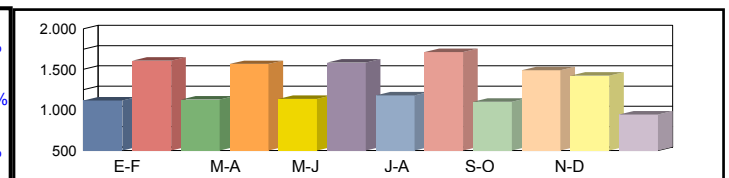
Media 00h-24h	265 34,34%	286 29,72%	293 30,72%	331 22,05%	277 27,44%	271 23,25%	287 27,92%
Sábados 06h-22h	196 27,04%	220 25,45%	201 20,40%	242 16,53%	216 23,61%	234 18,80%	218 21,97%
08h-14h	111 36,94%	108 29,63%	99 26,26%	97 13,40%	112 34,82%	129 20,16%	109 26,87%



Media 00h-24h	1.464 61,07%	1.478 60,22%	1.486 60,57%	1.536 62,17%	1.447 59,64%	1.901 40,50%	1.552 57,36%
Laborales 06h-22h	1.377 61,58%	1.380 61,16%	1.385 61,66%	1.418 62,98%	1.367 60,35%	1.806 40,09%	1.456 57,97%
08h-14h	621 63,29%	635 63,62%	635 63,94%	655 65,19%	645 62,48%	802 42,02%	666 60,09%



Media 00h-24h	1.114 59,07%	1.126 58,17%	1.135 58,24%	1.178 59,25%	1.101 57,49%	1.422 39,87%	1.179 55,35%
Diaria 06h-22h	1.033 59,73%	1.040 59,23%	1.042 59,50%	1.071 60,41%	1.030 58,35%	1.346 39,38%	1.094 56,10%
08h-14h	467 61,88%	475 62,11%	475 62,11%	491 62,93%	485 61,03%	597 41,54%	498 58,60%



Coeficientes N	1,06318	1,07101	1,07292	1,08322	1,05852	1,05260	
L	1,06011	1,05007	1,04441	1,01042	1,07256	0,81641	
Coeficiente S							0,75976

Los datos en color negro corresponden al total de vehículos y los datos en color azul corresponden a vehículos pesados (en %)



Castilla-La Mancha

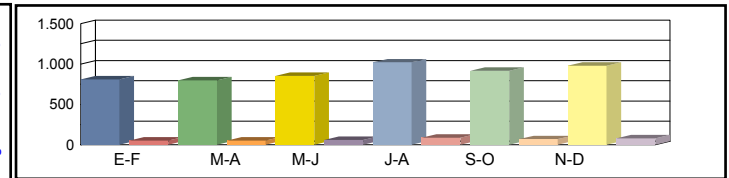
Consejería de Fomento

Estación: CR-71
Carretera: CM-3111 p.k. 12,00 **Provincia:** CIUDAD REAL
Ubicación: Pedro Muñoz - Socuéllamos
Año: 2023
Tipo: COBERTURA

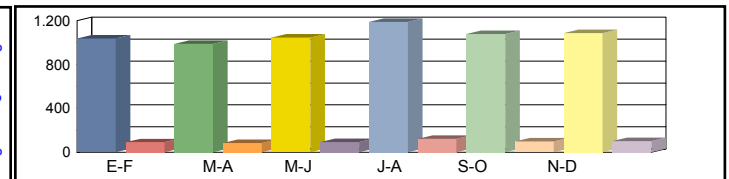
Dirección General de Carreteras

	Ene-Feb	Mar-Abr	May-Jun	Jul-Ago	Sep-Oct	Nov-Dic	IMD
--	---------	---------	---------	---------	---------	---------	-----

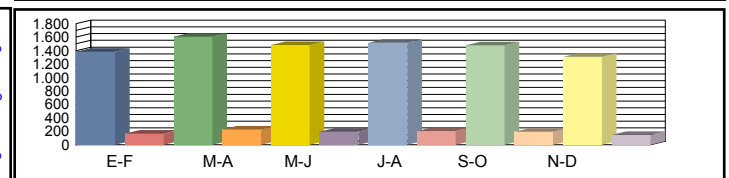
Media Domingos	00h-24h	809 6,34%	797 6,24%	855 6,69%	1.021 8,00%	916 7,18%	978 7,66%	896 7,02%
	06h-22h	722 4,99%	729 5,04%	759 5,24%	862 5,95%	805 5,56%	872 6,02%	792 5,47%
	08h-14h	292 2,72%	284 2,65%	314 2,92%	347 3,24%	294 2,74%	344 3,20%	312 2,91%



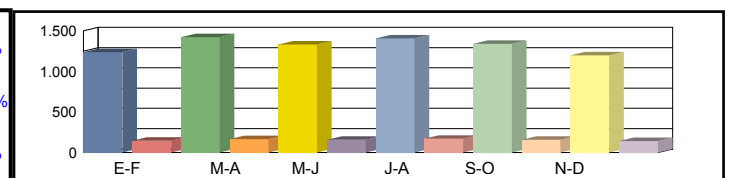
Media Sábados	00h-24h	1.037 8,12%	989 7,74%	1.046 8,19%	1.188 9,30%	1.079 8,45%	1.086 8,51%	1.071 8,39%
	06h-22h	940 6,49%	900 6,22%	949 6,56%	1.052 7,27%	972 6,72%	985 6,80%	966 6,68%
	08h-14h	402 3,74%	396 3,69%	444 4,13%	462 4,30%	429 3,99%	413 3,85%	424 3,95%



Media Laborales	00h-24h	1.384 10,84%	1.605 12,57%	1.482 11,61%	1.516 11,87%	1.477 11,57%	1.310 10,26%	1.462 11,45%
	06h-22h	1.327 9,17%	1.530 10,57%	1.398 9,66%	1.380 9,53%	1.415 9,78%	1.241 8,57%	1.382 9,55%
	08h-14h	560 5,22%	623 5,81%	586 5,46%	584 5,45%	595 5,55%	545 5,08%	582 5,43%



Media Diaria	00h-24h	1.235 10,36%	1.423 10,29%	1.330 10,42%	1.406 10,76%	1.339 10,52%	1.196 10,60%	1.322 10,49%
	06h-22h	1.173 8,54%	1.348 8,51%	1.243 8,58%	1.256 8,79%	1.268 8,65%	1.122 8,73%	1.235 8,63%
	08h-14h	495 4,82%	548 4,81%	527 4,91%	532 4,98%	530 4,86%	490 4,91%	520 4,88%



Coeficientes	N							
	L							
Coeficiente	S							

Los datos en color negro corresponden al total de vehículos y los datos en color azul corresponden a vehículos pesados (en %)



Castilla-La Mancha

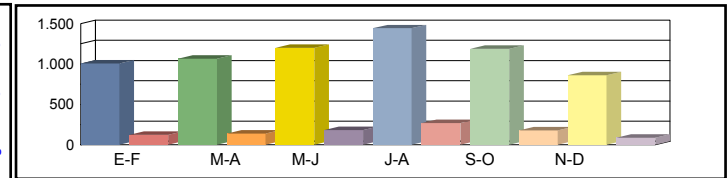
Consejería de Fomento

Estación: CR-75
Carretera: CM-3129 p.k. 15,00 **Provincia:** CIUDAD REAL
Ubicación: Carrizosa - Villanueva de los Infantes
Año: 2023
Tipo: COBERTURA

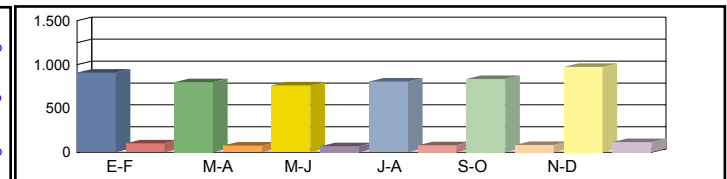
Dirección General de Carreteras

	Ene-Feb	Mar-Abr	May-Jun	Jul-Ago	Sep-Oct	Nov-Dic	IMD
--	---------	---------	---------	---------	---------	---------	-----

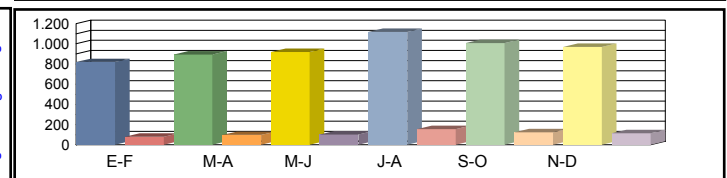
Media Domingos	00h-24h	1.006 11,01%	1.066 11,67%	1.200 13,13%	1.443 15,80%	1.190 13,03%	860 9,41%	1.128 12,34%
	06h-22h	875 8,34%	941 8,96%	1.068 10,18%	1.310 12,49%	1.054 10,05%	773 7,36%	1.004 9,56%
	08h-14h	241 2,81%	377 4,39%	399 4,64%	333 3,88%	284 3,31%	355 4,13%	332 3,86%



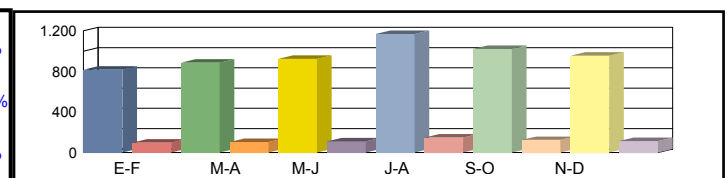
Media Sábados	00h-24h	909 9,95%	799 8,74%	764 8,36%	808 8,85%	836 9,15%	973 10,65%	848 9,28%
	06h-22h	821 7,83%	694 6,61%	650 6,20%	674 6,43%	727 6,93%	857 8,16%	737 7,03%
	08h-14h	554 6,45%	348 4,05%	336 3,92%	412 4,80%	496 5,78%	530 6,17%	446 5,19%



Media Laborales	00h-24h	820 8,98%	895 9,80%	919 10,06%	1.117 12,23%	1.009 11,04%	970 10,62%	955 10,46%
	06h-22h	718 6,84%	787 7,50%	811 7,73%	977 9,31%	919 8,76%	857 8,17%	845 8,05%
	08h-14h	370 4,30%	362 4,22%	383 4,46%	479 5,58%	406 4,72%	404 4,70%	401 4,66%



Media Diaria	00h-24h	817 10,58%	885 10,50%	922 10,66%	1.168 11,11%	1.022 10,75%	955 10,45%	962 10,67%
	06h-22h	716 8,14%	777 8,06%	812 8,17%	1.021 8,54%	929 8,26%	845 8,05%	850 8,20%
	08h-14h	368 4,68%	351 4,56%	373 4,58%	468 4,60%	402 4,66%	415 4,83%	396 4,65%



Coeficientes	N							
	L							
Coeficiente	S							

Los datos en color negro corresponden al total de vehículos y los datos en color azul corresponden a vehículos pesados (en %)



Castilla-La Mancha

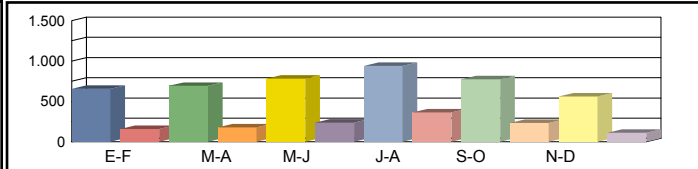
Consejería de Fomento

Estación: CR-75a
Carretera: CM-3129 p.k. 5,00 **Provincia:** CIUDAD REAL
Ubicación: Int. N-430 (Alhambra) - Carrizosa
Año: 2023
Tipo: COBERTURA

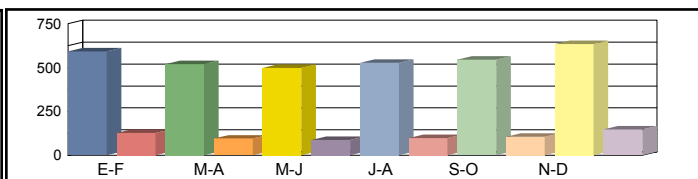
Dirección General de Carreteras

	Ene-Feb	Mar-Abr	May-Jun	Jul-Ago	Sep-Oct	Nov-Dic	IMD
--	---------	---------	---------	---------	---------	---------	-----

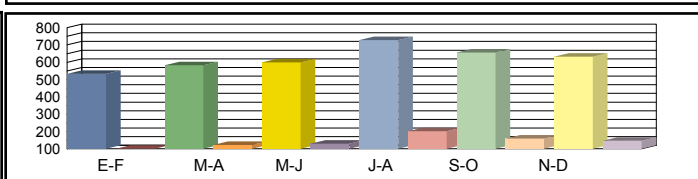
Media Domingos	00h-24h	655 19,53%	694 20,69%	782 23,29%	940 28,02%	775 23,10%	560 16,69%	734 21,89%
	06h-22h	570 15,88%	614 17,08%	696 19,39%	855 23,79%	688 19,14%	504 14,03%	654 18,22%
	08h-14h	96 8,59%	149 13,40%	158 14,20%	132 11,86%	112 10,10%	141 12,63%	131 11,80%



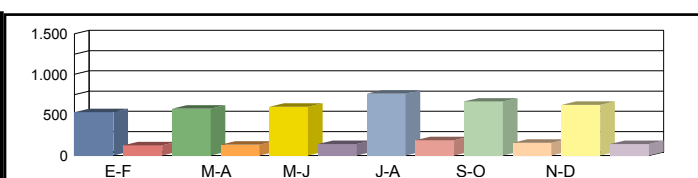
Media Sábados	00h-24h	592 17,64%	520 15,50%	498 14,83%	527 15,69%	545 16,23%	634 18,89%	553 16,46%
	06h-22h	536 14,91%	452 12,60%	424 11,81%	440 12,24%	474 13,21%	559 15,56%	481 13,39%
	08h-14h	219 19,71%	138 12,39%	133 11,97%	163 14,66%	197 17,66%	210 18,87%	177 15,88%



Media Laborales	00h-24h	534 15,92%	583 17,38%	599 17,84%	728 21,68%	657 19,58%	632 18,83%	622 18,54%
	06h-22h	468 13,03%	513 14,28%	529 14,72%	637 17,75%	600 16,69%	559 15,56%	551 15,34%
	08h-14h	146 13,15%	143 12,89%	152 13,64%	190 17,05%	161 14,44%	160 14,38%	159 14,26%



Media Diaria	00h-24h	532 18,76%	576 18,62%	601 18,90%	761 19,69%	665 19,07%	622 18,53%	626 18,93%
	06h-22h	467 15,52%	506 15,36%	529 15,57%	666 16,27%	607 15,74%	551 15,34%	554 15,63%
	08h-14h	145 14,31%	139 13,95%	148 14,01%	186 14,06%	159 14,23%	164 14,77%	157 14,22%



Coeficientes	N							
	L							
Coeficiente	S							

Los datos en color negro corresponden al total de vehículos y los datos en color azul corresponden a vehículos pesados (en %)



Castilla-La Mancha

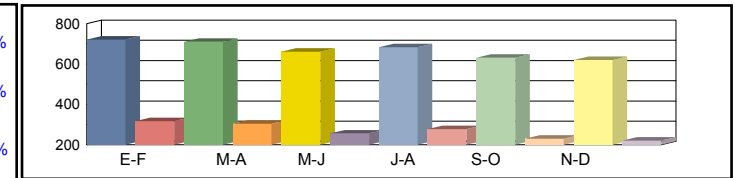
Consejería de Fomento

Estación: CR-76
Carretera: CM-412 p.k. 156,00 **Provincia:** CIUDAD REAL
Ubicación: Villanueva de la Fuente - Límite Provincia con Albacete
Año: 2023
Tipo: COBERTURA

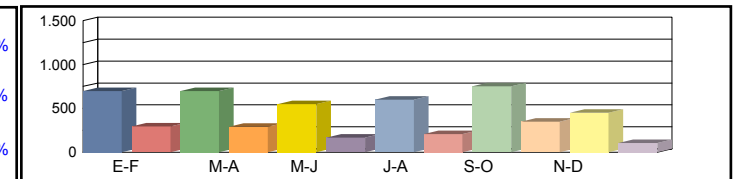
Dirección General de Carreteras

	Ene-Feb	Mar-Abr	May-Jun	Jul-Ago	Sep-Oct	Nov-Dic	IMD
--	---------	---------	---------	---------	---------	---------	-----

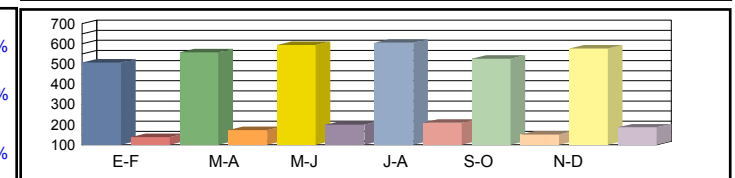
Media Domingos	00h-24h	721 30,55%	710 30,05%	661 27,98%	683 28,94%	632 26,78%	620 26,24%	671 28,42%
	06h-22h	649 26,27%	617 24,99%	556 22,50%	582 23,54%	570 23,07%	523 21,19%	583 23,60%
	08h-14h	117 12,44%	238 25,22%	204 21,64%	241 25,56%	107 11,33%	165 17,53%	179 18,95%



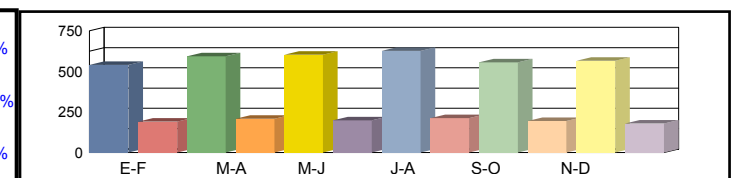
Media Sábados	00h-24h	698 29,56%	696 29,50%	549 23,27%	601 25,47%	751 31,80%	450 19,06%	624 26,44%
	06h-22h	633 25,63%	599 24,27%	472 19,10%	524 21,21%	675 27,32%	385 15,58%	548 22,18%
	08h-14h	313 33,14%	234 24,85%	213 22,58%	248 26,31%	324 34,37%	205 21,76%	256 27,17%



Media Laborales	00h-24h	507 21,48%	558 23,62%	595 25,21%	606 25,66%	526 22,26%	577 24,44%	562 23,78%
	06h-22h	397 16,07%	496 20,08%	540 21,87%	528 21,37%	417 16,86%	497 20,12%	479 19,40%
	08h-14h	179 18,96%	243 25,75%	225 23,89%	209 22,13%	190 20,16%	215 22,79%	210 22,28%



Media Diaria	00h-24h	540 26,04%	593 25,96%	603 24,78%	626 25,23%	556 25,82%	565 23,93%	580 25,29%
	06h-22h	430 21,79%	528 21,41%	545 20,32%	545 20,77%	447 21,57%	485 19,63%	497 20,91%
	08h-14h	179 22,79%	250 23,43%	223 22,60%	217 23,69%	190 22,81%	207 21,89%	211 22,87%



Coeficientes	N							
	L							
Coeficiente	S							

Los datos en color negro corresponden al total de vehículos y los datos en color azul corresponden a vehículos pesados (en %)



Castilla-La Mancha

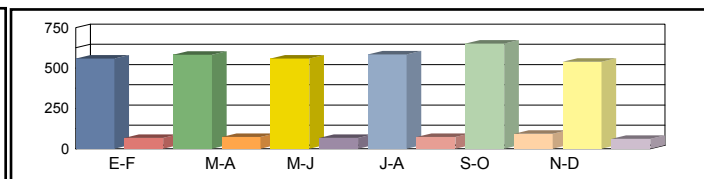
Consejería de Fomento

Estación: CR-76a
Carretera: CM-320 p.k. 1,50 **Provincia:** CIUDAD REAL
Ubicación: Villanueva de la Fuente - Límite Provincia con Albacete
Año: 2023
Tipo: COBERTURA

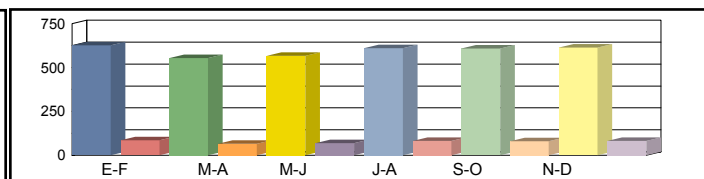
Dirección General de Carreteras

	Ene-Feb	Mar-Abr	May-Jun	Jul-Ago	Sep-Oct	Nov-Dic	IMD
--	---------	---------	---------	---------	---------	---------	-----

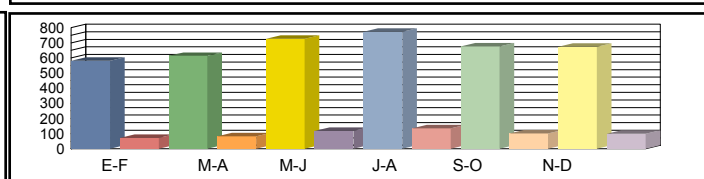
Media Domingos	00h-24h	559 10,75%	583 11,20%	559 10,73%	585 11,23%	652 12,52%	540 10,37%	580 11,13%
	06h-22h	494 10,51%	516 10,98%	498 10,59%	505 10,74%	572 12,15%	473 10,06%	510 10,84%
	08h-14h	142 8,09%	159 9,10%	156 8,93%	162 9,23%	171 9,75%	150 8,57%	157 8,94%



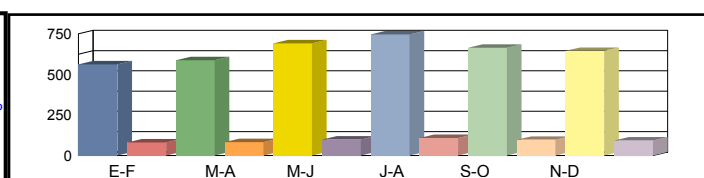
Media Sábados	00h-24h	627 12,04%	554 10,65%	566 10,87%	611 11,74%	609 11,69%	614 11,79%	597 11,46%
	06h-22h	533 11,33%	486 10,33%	495 10,53%	530 11,27%	523 11,11%	531 11,29%	516 10,98%
	08h-14h	235 13,41%	238 13,60%	240 13,71%	241 13,78%	237 13,52%	233 13,30%	237 13,56%



Media Laborales	00h-24h	581 11,16%	614 11,80%	726 13,94%	772 14,83%	676 12,99%	673 12,93%	674 12,94%
	06h-22h	515 10,94%	547 11,63%	624 13,26%	664 14,12%	596 12,68%	590 12,54%	589 12,53%
	08h-14h	205 11,71%	213 12,19%	237 13,52%	267 15,24%	241 13,74%	233 13,30%	233 13,28%



Media Diaria	00h-24h	561 12,49%	587 12,36%	692 12,32%	747 12,52%	664 12,69%	645 12,40%	649 12,46%
	06h-22h	496 12,08%	523 12,00%	596 11,98%	641 12,10%	584 12,28%	565 12,01%	568 12,08%
	08h-14h	194 12,57%	204 12,75%	227 12,74%	257 12,79%	232 12,83%	221 12,63%	222 12,72%



Coeficientes	N							
	L							
Coeficiente	S							

Los datos en color negro corresponden al total de vehículos y los datos en color azul corresponden a vehículos pesados (en %)



Castilla-La Mancha

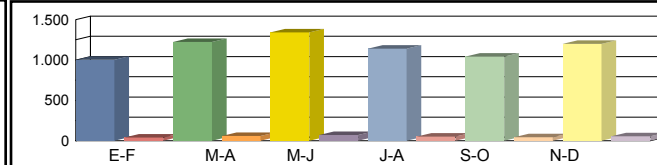
Consejería de Fomento

Estación: CR-78
Carretera: CM-3127 p.k. 42,50 **Provincia:** CIUDAD REAL
Ubicación: Int. CR-641 (Montiel) - Montiel
Año: 2023
Tipo: COBERTURA

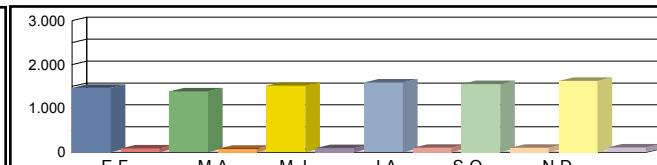
Dirección General de Carreteras

Ene-Feb	Mar-Abr	May-Jun	Jul-Ago	Sep-Oct	Nov-Dic	IMD
---------	---------	---------	---------	---------	---------	-----

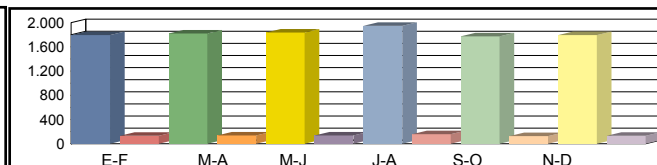
Media Domingos	00h-24h	1.004 3,87%	1.224 4,71%	1.343 5,17%	1.142 4,40%	1.043 4,02%	1.199 4,62%	1.159 4,47%
	06h-22h	868 2,88%	1.125 3,74%	1.263 4,20%	983 3,26%	859 2,85%	1.096 3,64%	1.032 3,43%
	08h-14h	278 1,31%	565 2,66%	623 2,93%	443 2,08%	303 1,42%	376 1,77%	431 2,03%



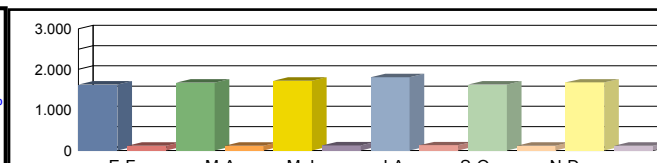
Media Sábados	00h-24h	1.468 5,65%	1.389 5,35%	1.515 5,84%	1.590 6,13%	1.555 5,99%	1.626 6,26%	1.524 5,87%
	06h-22h	1.363 4,53%	1.285 4,27%	1.395 4,63%	1.463 4,86%	1.417 4,70%	1.530 5,08%	1.409 4,68%
	08h-14h	636 2,99%	587 2,76%	604 2,84%	767 3,60%	639 3,00%	740 3,48%	662 3,11%



Media Laborales	00h-24h	1.795 6,91%	1.823 7,02%	1.837 7,08%	1.950 7,51%	1.773 6,83%	1.795 6,92%	1.829 7,05%
	06h-22h	1.718 5,70%	1.728 5,74%	1.744 5,79%	1.811 6,01%	1.693 5,62%	1.730 5,74%	1.737 5,77%
	08h-14h	844 3,97%	835 3,92%	825 3,88%	791 3,72%	798 3,75%	819 3,85%	819 3,85%



Media Diaria	00h-24h	1.627 6,42%	1.673 6,49%	1.721 6,63%	1.807 6,56%	1.625 6,48%	1.676 6,61%	1.688 6,53%
	06h-22h	1.541 5,20%	1.575 5,28%	1.625 5,40%	1.656 5,30%	1.525 5,22%	1.608 5,38%	1.588 5,29%
	08h-14h	736 3,38%	763 3,54%	765 3,59%	731 3,58%	700 3,40%	743 3,52%	740 3,50%



Coeficientes	N							
	L							
Coeficiente	S							

Los datos en color negro corresponden al total de vehículos y los datos en color azul corresponden a vehículos pesados (en %)



Castilla-La Mancha

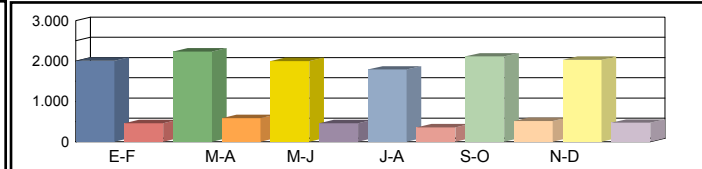
Consejería de Fomento

Estación: CR-7a
Carretera: CM-4111 p.k. 64,50 **Provincia:** CIUDAD REAL
Ubicación: Viso del Marqués - Almuradiel
Año: 2023
Tipo: COBERTURA

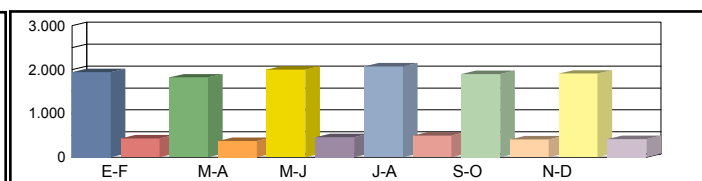
Dirección General de Carreteras

Ene-Feb	Mar-Abr	May-Jun	Jul-Ago	Sep-Oct	Nov-Dic	IMD
---------	---------	---------	---------	---------	---------	-----

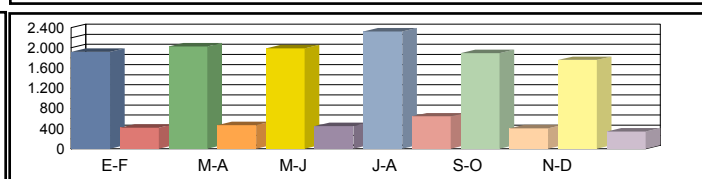
Media Domingos	00h-24h	2.006 18,66%	2.237 20,81%	2.002 18,62%	1.790 16,65%	2.113 19,65%	2.031 18,90%	2.030 18,88%
	06h-22h	1.700 18,60%	1.958 21,42%	1.765 19,30%	1.520 16,63%	1.767 19,32%	1.674 18,31%	1.731 18,93%
	08h-14h	574 11,65%	619 12,55%	590 11,98%	570 11,56%	735 14,91%	710 14,41%	633 12,84%



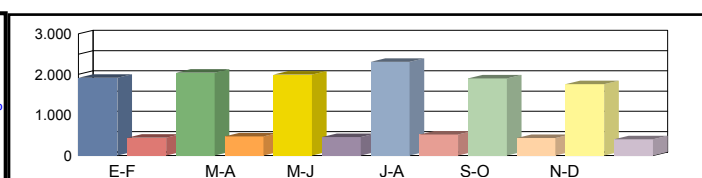
Media Sábados	00h-24h	1.943 18,08%	1.820 16,93%	2.001 18,61%	2.070 19,25%	1.897 17,65%	1.907 17,74%	1.940 18,04%
	06h-22h	1.704 18,64%	1.600 17,51%	1.757 19,22%	1.794 19,62%	1.659 18,15%	1.632 17,85%	1.691 18,50%
	08h-14h	1.027 20,82%	987 20,03%	1.117 22,67%	899 18,23%	864 17,52%	862 17,48%	959 19,46%



Media Laborales	00h-24h	1.922 17,88%	2.029 18,87%	1.989 18,50%	2.327 21,65%	1.896 17,64%	1.760 16,37%	1.987 18,49%
	06h-22h	1.674 18,31%	1.851 20,24%	1.750 19,14%	2.021 22,11%	1.633 17,86%	1.507 16,48%	1.739 19,02%
	08h-14h	760 15,41%	952 19,30%	877 17,79%	1.046 21,22%	828 16,80%	734 14,89%	866 17,57%



Media Diaria	00h-24h	1.918 18,46%	2.040 18,61%	1.993 18,54%	2.307 18,34%	1.900 18,54%	1.755 18,45%	1.986 18,49%
	06h-22h	1.661 18,99%	1.860 19,23%	1.753 19,18%	1.990 18,85%	1.623 19,03%	1.483 18,84%	1.728 19,02%
	08h-14h	741 17,34%	929 17,36%	870 17,65%	997 16,96%	807 17,34%	712 17,26%	843 17,32%



Coeficientes	N							
	L							
Coeficiente	S							

Los datos en color negro corresponden al total de vehículos y los datos en color azul corresponden a vehículos pesados (en %)



Castilla-La Mancha

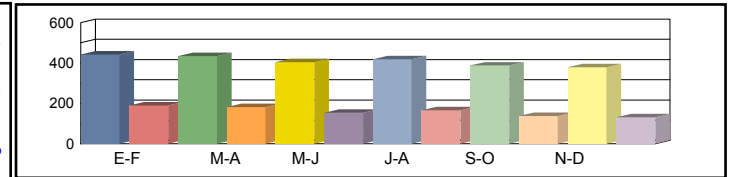
Consejería de Fomento

Estación: CR-84
Carretera: CM-3202 p.k. 9,50 **Provincia:** CIUDAD REAL
Ubicación: Villamanrique - Terrinches
Año: 2023
Tipo: COBERTURA

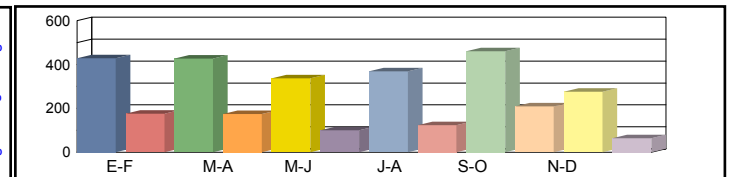
Dirección General de Carreteras

Ene-Feb	Mar-Abr	May-Jun	Jul-Ago	Sep-Oct	Nov-Dic	IMD
---------	---------	---------	---------	---------	---------	-----

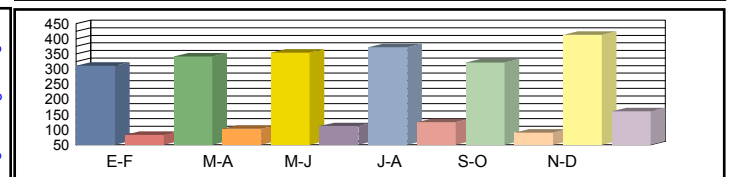
Media Domingos	00h-24h	442 30,01%	435 29,53%	405 27,49%	419 28,44%	388 26,32%	380 25,79%	412 27,93%
	06h-22h	324 22,11%	308 21,03%	277 18,94%	290 19,82%	284 19,42%	261 17,84%	291 19,86%
	08h-14h	59 7,08%	120 14,34%	103 12,31%	121 14,54%	54 6,45%	83 9,97%	90 10,78%



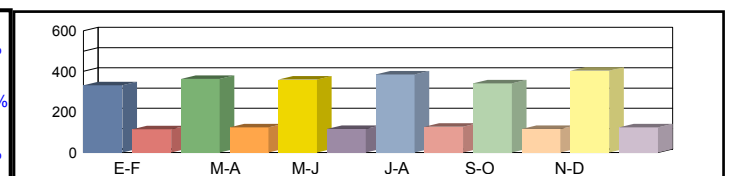
Media Sábados	00h-24h	428 29,04%	427 28,98%	337 22,87%	369 25,03%	461 31,25%	276 18,73%	383 25,98%
	06h-22h	316 21,57%	299 20,43%	235 16,08%	261 17,85%	337 22,99%	192 13,12%	273 18,67%
	08h-14h	157 18,85%	118 14,13%	107 12,84%	125 14,96%	163 19,55%	103 12,38%	129 15,45%



Media Laborales	00h-24h	311 21,11%	342 23,21%	354 24,01%	372 25,22%	322 21,87%	413 27,98%	352 23,90%
	06h-22h	198 13,53%	247 16,90%	248 16,94%	263 17,99%	208 14,19%	300 20,48%	244 16,67%
	08h-14h	90 10,78%	122 14,65%	108 12,96%	105 12,59%	96 11,47%	121 14,52%	107 12,83%



Media Diaria	00h-24h	331 25,59%	363 25,51%	359 24,34%	384 24,79%	340 25,37%	404 23,51%	364 24,85%
	06h-22h	214 18,34%	263 18,02%	250 17,10%	271 17,48%	223 18,16%	293 16,52%	252 17,60%
	08h-14h	90 12,96%	125 13,33%	107 12,85%	109 13,47%	96 12,97%	116 12,45%	107 13,01%



Coeficientes	N							
	L							
Coeficiente	S							

Los datos en color negro corresponden al total de vehículos y los datos en color azul corresponden a vehículos pesados (en %)



Castilla-La Mancha

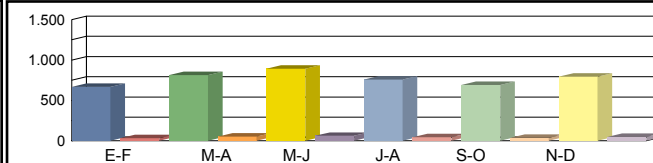
Consejería de Fomento

Estación: CR-84a
Carretera: CM-3129 p.k. 44,00 **Provincia:** CIUDAD REAL
Ubicación: Torre de Juan Abad - Villamanrique
Año: 2023
Tipo: COBERTURA

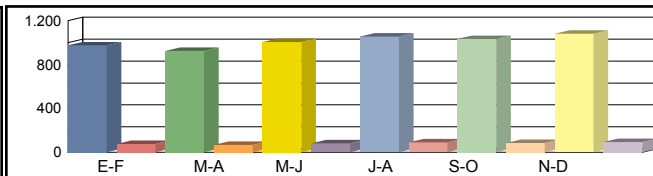
Dirección General de Carreteras

	Ene-Feb	Mar-Abr	May-Jun	Jul-Ago	Sep-Oct	Nov-Dic	IMD
--	---------	---------	---------	---------	---------	---------	-----

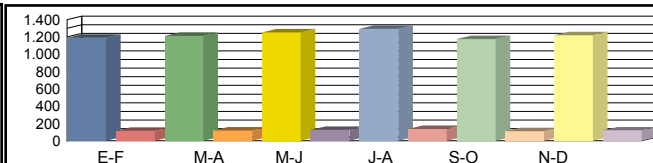
Media Domingos	00h-24h	667 4,93%	813 6,01%	892 6,59%	759 5,61%	693 5,12%	796 5,88%	770 5,69%
	06h-22h	557 3,12%	722 4,03%	811 4,53%	631 3,53%	551 3,08%	703 3,93%	662 3,70%
	08h-14h	163 1,39%	332 2,83%	365 3,12%	260 2,22%	178 1,52%	221 1,88%	253 2,16%



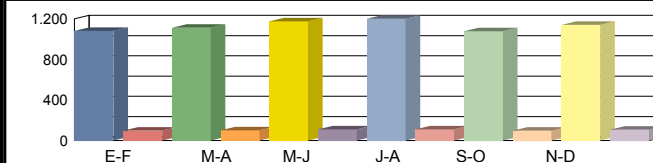
Media Sábados	00h-24h	975 7,20%	923 6,82%	1.006 7,44%	1.056 7,81%	1.033 7,63%	1.080 7,98%	1.012 7,48%
	06h-22h	874 4,89%	824 4,61%	895 5,00%	939 5,25%	909 5,08%	982 5,49%	904 5,05%
	08h-14h	373 3,19%	345 2,94%	355 3,03%	450 3,84%	375 3,20%	434 3,71%	389 3,32%



Media Laborales	00h-24h	1.192 8,81%	1.211 8,95%	1.253 9,26%	1.295 9,57%	1.177 8,70%	1.220 9,02%	1.225 9,05%
	06h-22h	1.102 6,16%	1.109 6,20%	1.145 6,40%	1.162 6,50%	1.086 6,07%	1.119 6,26%	1.120 6,26%
	08h-14h	495 4,23%	490 4,18%	507 4,33%	464 3,96%	468 4,00%	484 4,13%	485 4,14%



Media Diaria	00h-24h	1.081 8,17%	1.111 8,27%	1.174 8,44%	1.200 8,36%	1.078 8,26%	1.139 8,42%	1.130 8,32%
	06h-22h	989 5,61%	1.011 5,70%	1.067 5,83%	1.063 5,72%	978 5,63%	1.040 5,81%	1.025 5,72%
	08h-14h	432 3,61%	448 3,78%	470 3,83%	429 3,82%	411 3,63%	439 3,75%	438 3,73%



Coeficientes	N							
	L							
Coeficiente	S							

Los datos en color negro corresponden al total de vehículos y los datos en color azul corresponden a vehículos pesados (en %)



Castilla-La Mancha

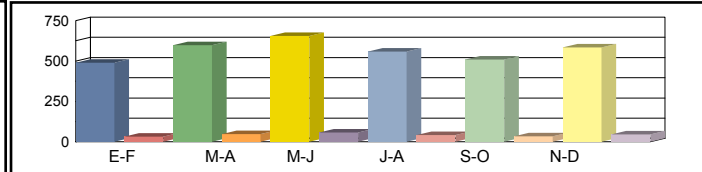
Consejería de Fomento

Estación: CR-87
Carretera: CM-3129 p.k. 38,00 **Provincia:** CIUDAD REAL
Ubicación: Cózar - Torre de Juan Abad
Año: 2023
Tipo: COBERTURA

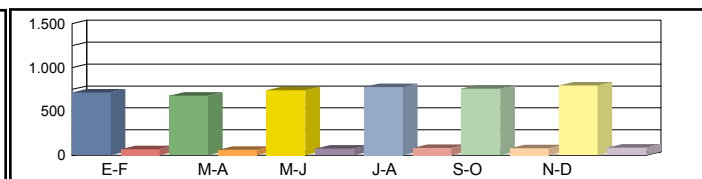
Dirección General de Carreteras

	Ene-Feb	Mar-Abr	May-Jun	Jul-Ago	Sep-Oct	Nov-Dic	IMD
--	---------	---------	---------	---------	---------	---------	-----

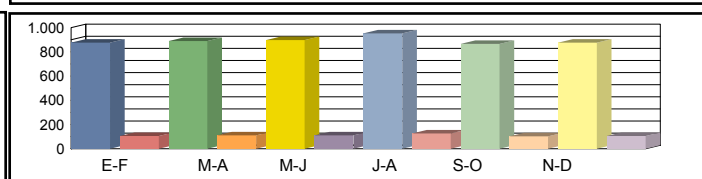
Media Domingos	00h-24h	490 6,09%	598 7,43%	656 8,15%	558 6,93%	509 6,33%	585 7,27%	566 7,03%
	06h-22h	419 4,62%	542 5,98%	609 6,72%	474 5,23%	414 4,57%	529 5,83%	498 5,49%
	08h-14h	124 3,47%	253 7,05%	278 7,77%	198 5,53%	136 3,78%	168 4,69%	193 5,38%



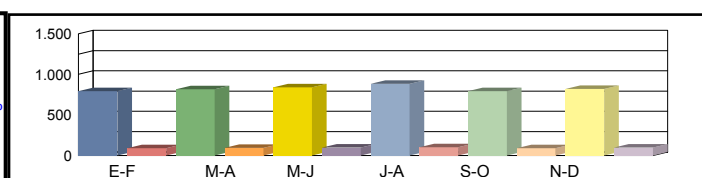
Media Sábados	00h-24h	717 8,91%	678 8,43%	740 9,20%	777 9,65%	759 9,44%	794 9,87%	744 9,25%
	06h-22h	657 7,25%	620 6,83%	673 7,42%	705 7,78%	683 7,53%	738 8,14%	679 7,49%
	08h-14h	284 7,94%	263 7,33%	270 7,54%	343 9,57%	286 7,97%	331 9,24%	296 8,27%



Media Laborales	00h-24h	876 10,89%	890 11,06%	897 11,15%	952 11,84%	866 10,76%	877 10,90%	893 11,10%
	06h-22h	828 9,14%	833 9,19%	841 9,27%	873 9,63%	816 9,00%	834 9,20%	838 9,24%
	08h-14h	377 10,53%	373 10,42%	369 10,30%	354 9,87%	357 9,96%	366 10,22%	366 10,22%



Media Diaria	00h-24h	794 10,11%	817 10,23%	840 10,44%	882 10,33%	794 10,22%	819 10,41%	824 10,29%
	06h-22h	743 8,32%	759 8,46%	784 8,64%	798 8,48%	735 8,35%	775 8,62%	766 8,48%
	08h-14h	329 8,98%	341 9,41%	342 9,54%	327 9,51%	313 9,03%	332 9,35%	331 9,31%



Coeficientes	N							
	L							
Coeficiente	S							

Los datos en color negro corresponden al total de vehículos y los datos en color azul corresponden a vehículos pesados (en %)



Castilla-La Mancha

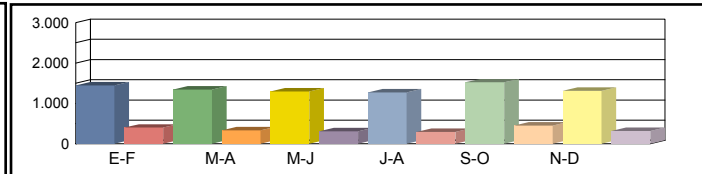
Consejería de Fomento

Estación: CR-8d
Carretera: CM-3109 p.k. 1,00 **Provincia:** CIUDAD REAL
Ubicación: Tomelloso - Int. CM-3115 (Argamasilla de Alba)
Año: 2023
Tipo: COBERTURA

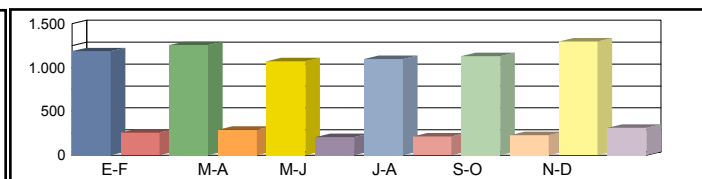
Dirección General de Carreteras

	Ene-Feb	Mar-Abr	May-Jun	Jul-Ago	Sep-Oct	Nov-Dic	IMD
--	---------	---------	---------	---------	---------	---------	-----

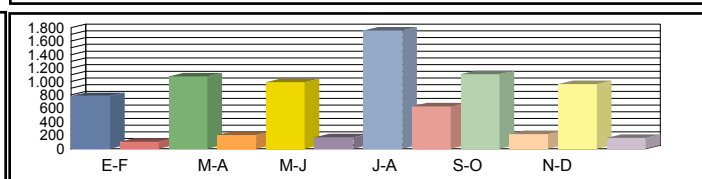
Media Domingos	00h-24h	1.449 21,72%	1.341 20,10%	1.298 19,46%	1.270 19,04%	1.522 22,80%	1.310 19,64%	1.365 20,46%
	06h-22h	1.366 19,21%	1.259 17,70%	1.256 17,65%	1.171 16,47%	1.359 19,11%	1.218 17,12%	1.272 17,88%
	08h-14h	626 18,62%	596 17,73%	625 18,61%	576 17,14%	602 17,92%	550 16,36%	596 17,73%



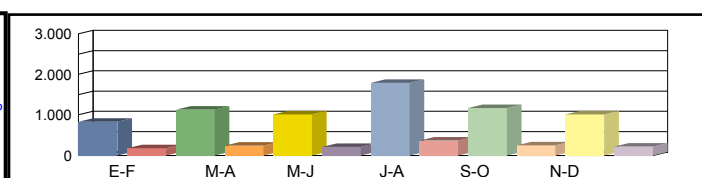
Media Sábados	00h-24h	1.186 17,77%	1.255 18,81%	1.073 16,09%	1.097 16,44%	1.130 16,94%	1.297 19,43%	1.173 17,58%
	06h-22h	1.118 15,71%	1.155 16,25%	1.018 14,32%	1.010 14,21%	1.045 14,70%	1.203 16,92%	1.092 15,35%
	08h-14h	619 18,42%	620 18,45%	548 16,30%	527 15,67%	605 17,99%	662 19,69%	597 17,75%



Media Laborales	00h-24h	785 11,77%	1.075 16,11%	992 14,86%	1.758 26,35%	1.108 16,61%	964 14,44%	1.114 16,69%
	06h-22h	726 10,21%	1.008 14,17%	891 12,53%	1.621 22,80%	1.026 14,42%	905 12,72%	1.030 14,47%
	08h-14h	345 10,28%	502 14,94%	437 13,02%	844 25,11%	512 15,23%	450 13,39%	515 15,33%



Media Diaria	00h-24h	827 17,50%	1.128 17,42%	1.012 16,94%	1.792 16,93%	1.170 17,54%	1.013 17,44%	1.157 17,30%
	06h-22h	770 15,29%	1.059 15,15%	919 14,87%	1.650 14,69%	1.076 15,13%	952 15,17%	1.071 15,05%
	08h-14h	366 16,17%	529 16,05%	455 15,87%	863 15,57%	538 16,01%	474 16,03%	538 15,95%



Coeficientes	N							
	L							
Coeficiente	S							

Los datos en color negro corresponden al total de vehículos y los datos en color azul corresponden a vehículos pesados (en %)



Castilla-La Mancha

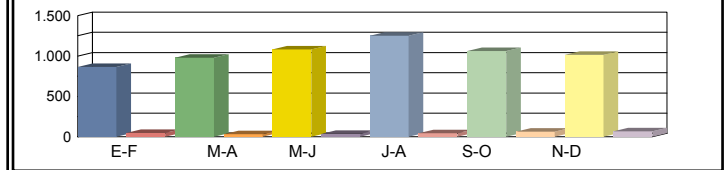
Consejería de Fomento

Estación: CR-8e
Carretera: CM-3103 p.k. 37,99 **Provincia:** CIUDAD REAL
Ubicación: Pedro Muñoz - Tomelloso
Año: 2023
Tipo: PERMANENTE

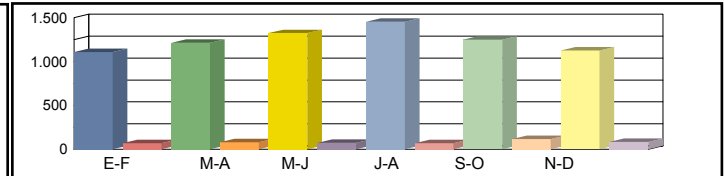
Dirección General de Carreteras

Ene-Feb	Mar-Abr	May-Jun	Jul-Ago	Sep-Oct	Nov-Dic	IMD
---------	---------	---------	---------	---------	---------	-----

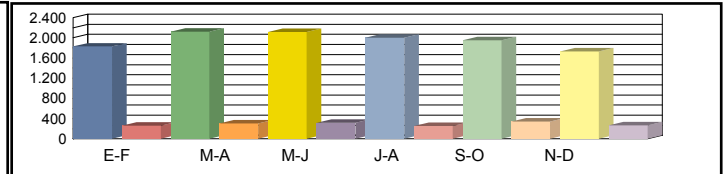
Media Domingos	00h-24h	865 5,20%	978 3,27%	1.082 3,23%	1.250 3,60%	1.061 5,84%	1.014 6,21%	1.042 4,56%
	06h-22h	775 5,68%	897 3,46%	939 3,30%	994 3,82%	932 6,22%	895 6,82%	905 4,88%
	08h-14h	307 5,86%	330 3,03%	370 2,70%	394 2,54%	331 6,04%	358 7,26%	348 4,57%



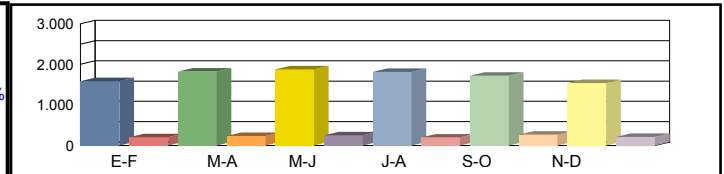
Media Sábados	00h-24h	1.108 5,96%	1.213 6,10%	1.324 5,14%	1.454 4,47%	1.249 8,49%	1.126 6,93%	1.246 6,18%
	06h-22h	1.009 6,14%	1.107 6,23%	1.174 5,37%	1.213 4,37%	1.126 8,53%	1.011 7,32%	1.107 6,33%
	08h-14h	423 7,80%	460 8,91%	523 6,69%	524 5,53%	482 10,79%	430 10,00%	474 8,29%



Media Laborales	00h-24h	1.829 12,41%	2.120 12,59%	2.114 13,10%	2.003 11,38%	1.952 14,86%	1.731 13,34%	1.958 12,95%
	06h-22h	1.751 12,51%	2.018 12,78%	1.968 13,52%	1.820 11,37%	1.867 14,89%	1.637 13,62%	1.844 13,12%
	08h-14h	719 14,88%	800 15,38%	778 15,55%	750 12,53%	764 17,28%	700 15,57%	752 15,20%



Media Diaria	00h-24h	1.584 11,17%	1.818 11,22%	1.876 11,62%	1.814 9,81%	1.716 13,34%	1.536 11,98%	1.724 11,53%
	06h-22h	1.501 11,39%	1.719 11,46%	1.729 12,09%	1.612 9,93%	1.619 13,47%	1.435 12,33%	1.602 11,78%
	08h-14h	617 13,61%	681 13,80%	691 13,75%	665 10,83%	659 15,78%	610 14,26%	654 13,67%



Coeficientes	N	1,04455	1,05055	1,07419	1,10055	1,04553	1,05742	
	L	1,07053	0,92358	0,92621	0,97753	1,00307	1,13114	
Coeficiente	S							0,88122

Los datos en color negro corresponden al total de vehículos y los datos en color azul corresponden a vehículos pesados (en %)



Castilla-La Mancha

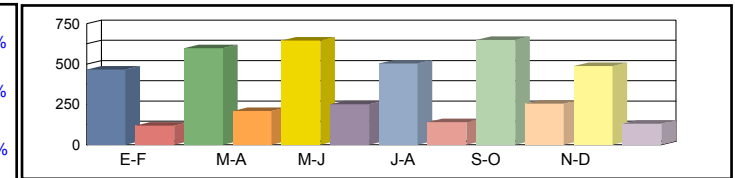
Consejería de Fomento

Estación: CR-8f
Carretera: CM-313 p.k. 3,00 **Provincia:** CIUDAD REAL
Ubicación: Tomelloso - Límite Provincia con Albacete
Año: 2023
Tipo: COBERTURA

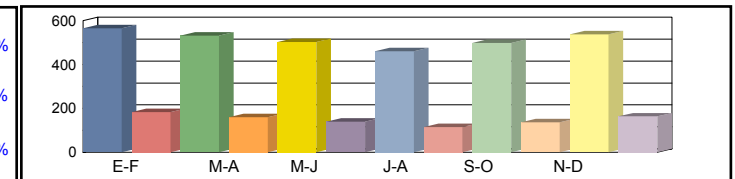
Dirección General de Carreteras

Ene-Feb	Mar-Abr	May-Jun	Jul-Ago	Sep-Oct	Nov-Dic	IMD
---------	---------	---------	---------	---------	---------	-----

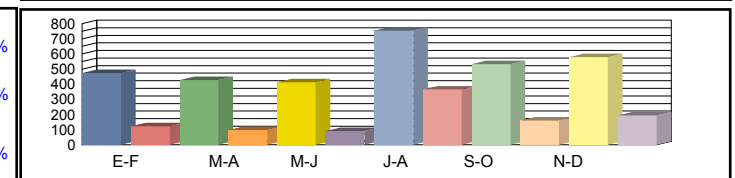
Media Domingos	00h-24h	467 20,24%	598 25,90%	646 27,95%	504 21,83%	650 28,15%	487 21,10%	559 24,20%
	06h-22h	373 19,31%	526 27,22%	574 29,70%	420 21,71%	568 29,39%	414 21,41%	479 24,79%
	08h-14h	109 11,50%	227 23,83%	252 26,42%	192 20,18%	209 21,96%	187 19,63%	196 20,59%



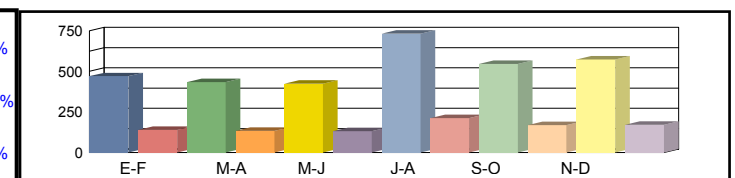
Media Sábados	00h-24h	565 24,46%	532 23,03%	503 21,78%	460 19,91%	498 21,55%	538 23,30%	516 22,34%
	06h-22h	428 22,13%	425 22,00%	400 20,68%	362 18,71%	388 20,09%	467 24,16%	412 21,29%
	08h-14h	248 26,03%	247 25,96%	226 23,78%	165 17,38%	248 26,07%	298 31,30%	239 25,09%



Media Laborales	00h-24h	474 20,52%	427 18,48%	414 17,92%	754 32,66%	533 23,08%	579 25,05%	530 22,95%
	06h-22h	396 20,47%	356 18,42%	345 17,85%	626 32,40%	444 22,97%	483 24,99%	442 22,85%
	08h-14h	228 23,90%	197 20,69%	187 19,69%	331 34,74%	237 24,89%	252 26,44%	239 25,06%



Media Diaria	00h-24h	470 22,87%	434 23,47%	423 23,59%	733 22,45%	545 23,58%	573 22,83%	530 23,13%
	06h-22h	385 22,33%	363 23,44%	355 23,61%	605 22,18%	454 23,48%	482 22,92%	441 22,99%
	08h-14h	212 23,14%	197 24,89%	187 24,95%	308 23,15%	235 24,64%	254 25,06%	232 24,31%



Coeficientes	N							
	L							
Coeficiente	S							

Los datos en color negro corresponden al total de vehículos y los datos en color azul corresponden a vehículos pesados (en %)



Castilla-La Mancha

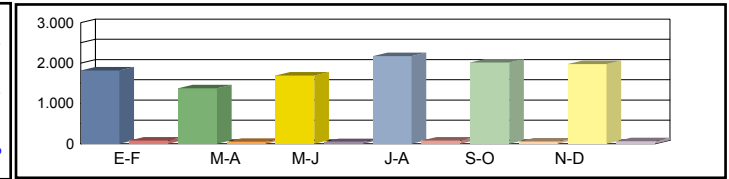
Consejería de Fomento

Estación: CR-9
Carretera: CM-412 p.k. 58,95 **Provincia:** CIUDAD REAL
Ubicación: Enlace CM-45 - Int. CM-4128
Año: 2023
Tipo: PRIMARIA

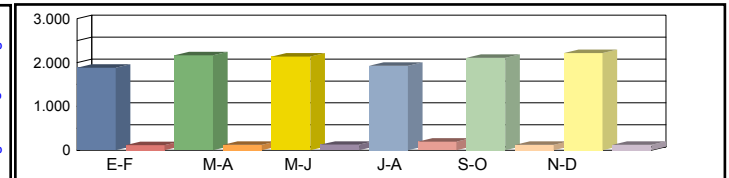
Dirección General de Carreteras

Ene-Feb	Mar-Abr	May-Jun	Jul-Ago	Sep-Oct	Nov-Dic	IMD
---------	---------	---------	---------	---------	---------	-----

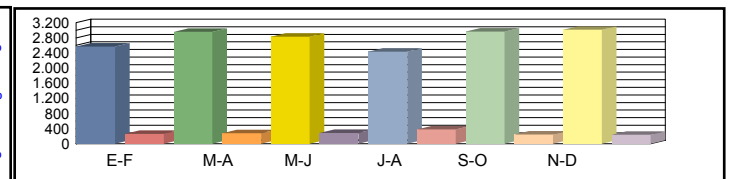
Media	00h-24h	1.818 4,24%	1.373 3,35%	1.692 2,72%	2.172 3,64%	2.014 2,93%	1.972 3,30%	1.840 3,36%
Domingos	06h-22h	1.547 3,36%	1.263 2,85%	1.526 2,16%	1.889 2,65%	1.787 2,91%	1.704 2,93%	1.619 2,81%
	08h-14h	454 3,96%	551 3,81%	653 2,14%	516 2,71%	512 4,69%	560 4,11%	541 3,57%



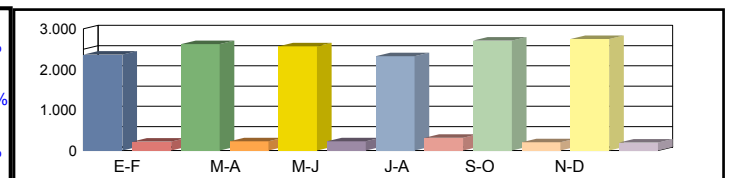
Media	00h-24h	1.881 5,74%	2.166 5,36%	2.134 5,62%	1.923 9,20%	2.106 5,51%	2.219 5,23%	2.072 6,11%
Sábados	06h-22h	1.719 3,61%	1.926 4,10%	1.942 5,36%	1.717 9,44%	1.883 5,68%	1.994 5,07%	1.864 5,54%
	08h-14h	698 3,01%	784 7,40%	880 8,86%	668 6,74%	810 8,40%	890 6,18%	788 6,76%



Media	00h-24h	2.572 9,37%	2.960 8,68%	2.829 9,23%	2.435 13,63%	2.964 7,69%	3.011 7,34%	2.795 9,32%
Laborales	06h-22h	2.445 8,67%	2.840 8,35%	2.712 9,18%	2.257 13,69%	2.815 7,50%	2.868 7,18%	2.656 9,09%
	08h-14h	1.087 11,41%	1.351 8,96%	1.247 9,38%	1.017 14,06%	1.099 8,55%	1.163 8,08%	1.161 10,07%



Media	00h-24h	2.365 8,37%	2.620 7,90%	2.567 8,18%	2.325 11,78%	2.706 6,95%	2.750 6,69%	2.556 8,31%
Diaria	06h-22h	2.213 7,59%	2.484 7,45%	2.433 8,14%	2.127 11,80%	2.536 6,86%	2.577 6,56%	2.395 8,07%
	08h-14h	941 9,99%	1.156 8,48%	1.110 8,74%	896 12,39%	975 8,31%	1.037 7,52%	1.019 9,24%



Coeficientes	N	1,05194	1,04225	1,04314	1,07887	1,05293	1,04986	
	L	1,08670	0,94426	0,98798	1,14784	0,94298	0,92826	
Coeficiente	S							0,91423

Los datos en color negro corresponden al total de vehículos y los datos en color azul corresponden a vehículos pesados (en %)



Castilla-La Mancha

Consejería de Fomento

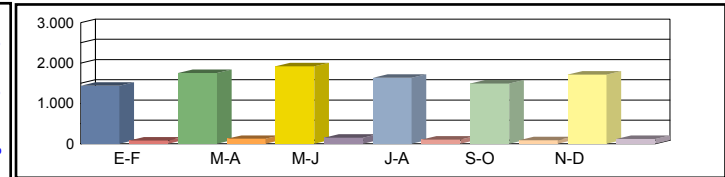
Estación: CR-90
Carretera: CM-412 p.k. 109,00 **Provincia:** CIUDAD REAL
Ubicación: Pozo de la Serna - Alcubillas
Año: 2023
Tipo: COBERTURA

Dirección General de Carreteras

Ene-Feb	Mar-Abr	May-Jun	Jul-Ago	Sep-Oct	Nov-Dic	IMD
---------	---------	---------	---------	---------	---------	-----

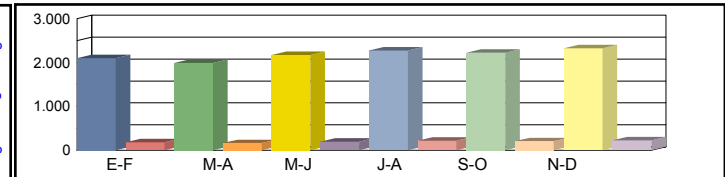
Media 00h-24h
 Domingos 06h-22h
 08h-14h

1.437 5,49%	1.752 6,69%	1.923 7,34%	1.635 6,24%	1.493 5,70%	1.716 6,55%	1.659 6,33%
1.256 4,48%	1.627 5,81%	1.827 6,52%	1.422 5,07%	1.242 4,43%	1.586 5,66%	1.493 5,33%
176 3,99%	358 8,12%	395 8,95%	281 6,37%	192 4,35%	238 5,40%	273 6,20%



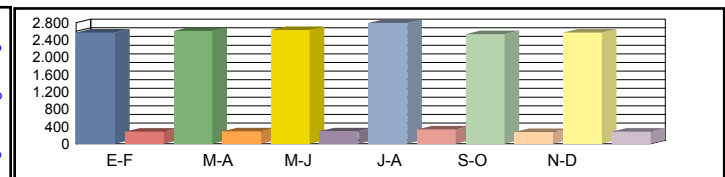
Media 00h-24h
 Sábados 06h-22h
 08h-14h

2.102 8,02%	1.989 7,59%	2.170 8,28%	2.277 8,69%	2.226 8,50%	2.328 8,89%	2.182 8,33%
1.971 7,03%	1.858 6,63%	2.017 7,20%	2.115 7,55%	2.049 7,31%	2.213 7,90%	2.037 7,27%
403 9,14%	372 8,44%	383 8,68%	486 11,02%	405 9,18%	469 10,63%	420 9,51%



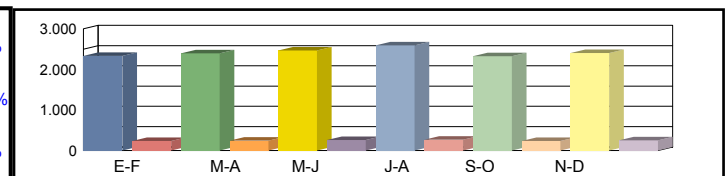
Media 00h-24h
 Laborales 06h-22h
 08h-14h

2.569 9,81%	2.610 9,96%	2.630 10,04%	2.792 10,66%	2.538 9,69%	2.570 9,81%	2.618 9,99%
2.484 8,87%	2.499 8,92%	2.522 9,00%	2.619 9,35%	2.448 8,74%	2.502 8,93%	2.512 8,97%
535 12,12%	529 11,99%	523 11,85%	502 11,37%	506 11,47%	519 11,77%	519 11,76%



Media 00h-24h
 Diaria 06h-22h
 08h-14h

2.329 9,10%	2.395 9,21%	2.463 9,40%	2.588 9,30%	2.326 9,20%	2.400 9,38%	2.417 9,26%
2.228 8,07%	2.278 8,21%	2.351 8,39%	2.395 8,23%	2.205 8,11%	2.325 8,37%	2.297 8,23%
467 10,34%	483 10,83%	485 10,99%	464 10,95%	444 10,40%	471 10,76%	469 10,71%



Coeficientes N
 L
 Coeficiente S

Los datos en color negro corresponden al total de vehículos y los datos en color azul corresponden a vehículos pesados (en %)



Castilla-La Mancha

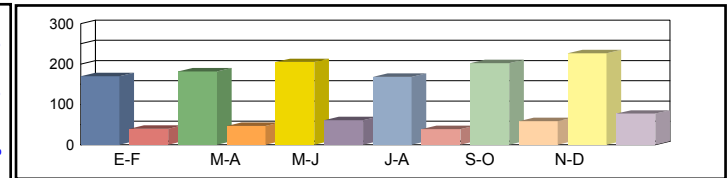
Consejería de Fomento

Estación: CR-94B
Carretera: CM-4172 p.k. 1,00 **Provincia:** CIUDAD REAL
Ubicación: Cañada - Villar del Pozo
Año: 2023
Tipo: COBERTURA

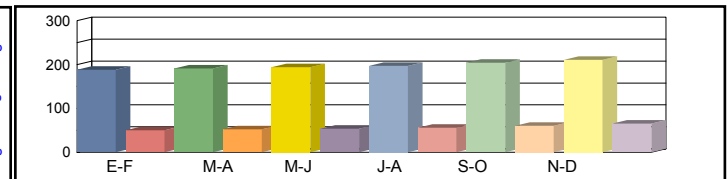
Dirección General de Carreteras

	Ene-Feb	Mar-Abr	May-Jun	Jul-Ago	Sep-Oct	Nov-Dic	IMD
--	---------	---------	---------	---------	---------	---------	-----

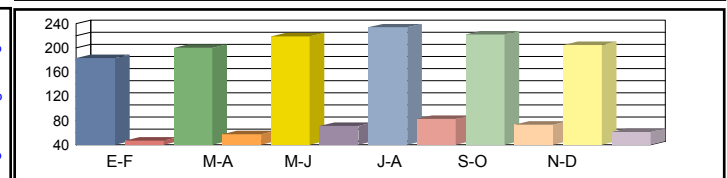
Media Domingos	00h-24h	170 19,06%	182 20,37%	205 22,88%	168 18,81%	202 22,60%	227 25,39%	192 21,52%
	06h-22h	118 17,11%	128 18,56%	139 20,22%	114 16,52%	141 20,45%	163 23,65%	134 19,42%
	08h-14h	36 17,46%	41 19,61%	47 22,64%	37 17,84%	49 23,55%	56 27,04%	44 21,35%



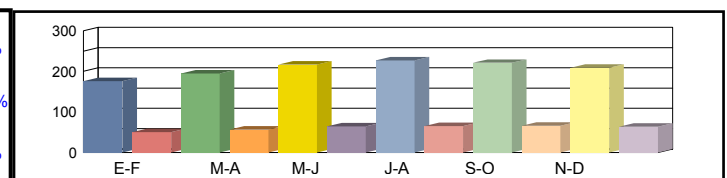
Media Sábados	00h-24h	188 21,06%	191 21,41%	194 21,72%	197 22,03%	204 22,83%	211 23,56%	198 22,10%
	06h-22h	130 18,96%	133 19,31%	136 19,74%	130 18,98%	141 20,44%	152 22,08%	137 19,92%
	08h-14h	52 25,03%	55 26,58%	54 26,00%	49 23,71%	47 22,70%	58 27,82%	52 25,30%



Media Laborales	00h-24h	183 20,43%	200 22,35%	219 24,52%	234 26,17%	222 24,86%	205 22,93%	210 23,54%
	06h-22h	147 21,41%	159 23,15%	169 24,57%	143 20,74%	138 20,02%	146 21,23%	150 21,85%
	08h-14h	53 25,53%	58 27,85%	60 28,99%	49 23,70%	52 25,08%	52 25,00%	54 26,02%



Media Diaria	00h-24h	176 22,11%	195 22,34%	217 22,75%	227 22,21%	221 22,87%	209 23,37%	208 22,61%
	06h-22h	141 20,32%	154 20,58%	166 20,87%	136 20,24%	137 21,01%	149 21,70%	147 20,79%
	08h-14h	51 23,93%	57 24,45%	60 24,80%	47 23,79%	51 24,46%	53 25,69%	53 24,52%



Coeficientes	N						
	L						
Coeficiente	S						

Los datos en color negro corresponden al total de vehículos y los datos en color azul corresponden a vehículos pesados (en %)



Castilla-La Mancha

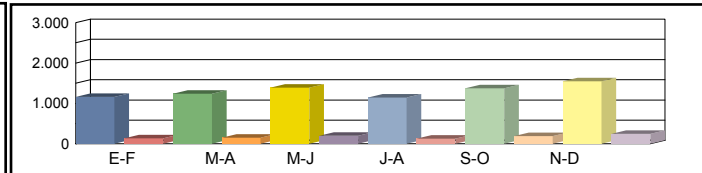
Consejería de Fomento

Estación: cr-94c
Carretera: CM-4164 p.k. 1,00 **Provincia:** CIUDAD REAL
Ubicación: Alcolea de Cva. - Int. N-430
Año: 2023
Tipo: COBERTURA

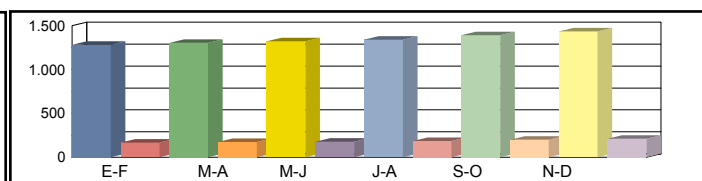
Dirección General de Carreteras

	Ene-Feb	Mar-Abr	May-Jun	Jul-Ago	Sep-Oct	Nov-Dic	IMD
--	---------	---------	---------	---------	---------	---------	-----

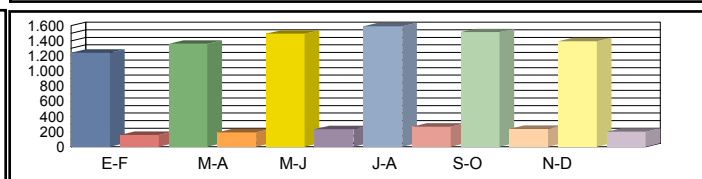
Media Domingos	00h-24h	1.161 10,42%	1.240 11,14%	1.393 12,51%	1.145 10,28%	1.376 12,36%	1.546 13,88%	1.310 11,77%
	06h-22h	1.043 9,03%	1.131 9,79%	1.232 10,67%	1.007 8,72%	1.246 10,79%	1.441 12,48%	1.183 10,25%
	08h-14h	373 8,24%	419 9,25%	484 10,68%	381 8,42%	503 11,11%	577 12,76%	456 10,08%



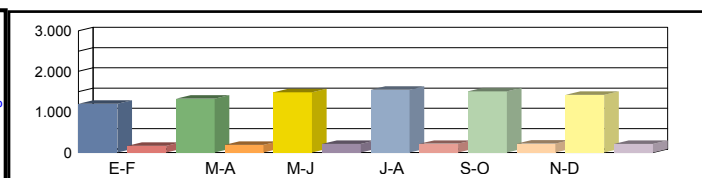
Media Sábados	00h-24h	1.282 11,51%	1.304 11,71%	1.322 11,87%	1.341 12,05%	1.390 12,48%	1.435 12,88%	1.346 12,08%
	06h-22h	1.155 10,00%	1.177 10,19%	1.203 10,42%	1.157 10,02%	1.245 10,78%	1.346 11,65%	1.214 10,51%
	08h-14h	535 11,81%	568 12,54%	555 12,27%	506 11,19%	485 10,71%	594 13,13%	540 11,94%



Media Laborales	00h-24h	1.244 11,17%	1.361 12,22%	1.493 13,41%	1.593 14,31%	1.514 13,59%	1.396 12,54%	1.434 12,87%
	06h-22h	1.305 11,30%	1.411 12,22%	1.497 12,97%	1.264 10,95%	1.220 10,57%	1.294 11,21%	1.332 11,53%
	08h-14h	545 12,05%	595 13,14%	619 13,68%	506 11,18%	536 11,84%	534 11,80%	556 12,28%



Media Diaria	00h-24h	1.200 12,09%	1.326 12,22%	1.481 12,44%	1.543 12,14%	1.510 12,50%	1.423 12,78%	1.414 12,36%
	06h-22h	1.249 10,72%	1.367 10,86%	1.472 11,02%	1.205 10,68%	1.207 11,09%	1.322 11,45%	1.304 10,97%
	08h-14h	522 11,29%	582 11,54%	614 11,71%	482 11,23%	525 11,55%	549 12,12%	546 11,57%



Coeficientes	N							
	L							
Coeficiente	S							

Los datos en color negro corresponden al total de vehículos y los datos en color azul corresponden a vehículos pesados (en %)



Castilla-La Mancha

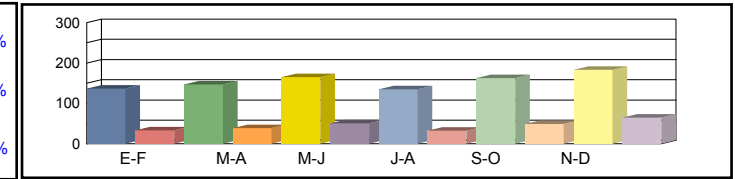
Consejería de Fomento

Estación: cr-94d
Carretera: CM-9421 p.k. 1,00 **Provincia:** CIUDAD REAL
Ubicación: Acceso aeropuerto - Ctra. Villar
Año: 2023
Tipo: COBERTURA

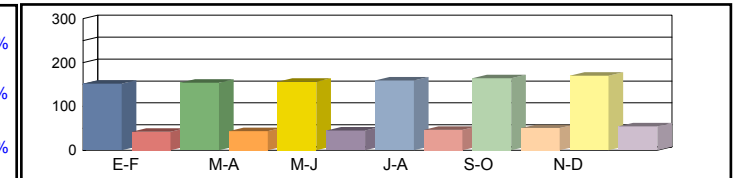
Dirección General de Carreteras

	Ene-Feb	Mar-Abr	May-Jun	Jul-Ago	Sep-Oct	Nov-Dic	IMD
--	---------	---------	---------	---------	---------	---------	-----

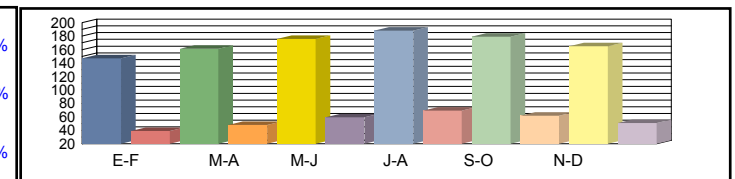
Media Domingos	00h-24h	137 19,65%	147 21,00%	165 23,59%	135 19,39%	163 23,30%	183 26,18%	155 22,19%
	06h-22h	98 21,98%	106 23,84%	115 25,97%	94 21,22%	117 26,26%	135 30,38%	111 24,94%
	08h-14h	32 28,85%	36 32,39%	42 37,40%	33 29,47%	43 38,91%	50 44,67%	39 35,28%



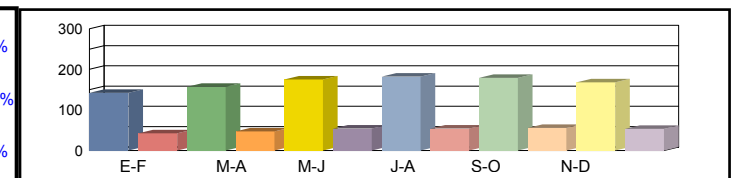
Media Sábados	00h-24h	152 21,71%	154 22,07%	156 22,39%	159 22,71%	164 23,54%	170 24,29%	159 22,79%
	06h-22h	108 24,35%	110 24,80%	113 25,36%	108 24,38%	116 26,25%	126 28,36%	114 25,58%
	08h-14h	46 41,35%	49 43,91%	48 42,95%	44 39,17%	42 37,51%	51 45,96%	47 41,81%



Media Laborales	00h-24h	147 21,06%	161 23,05%	176 25,28%	188 26,98%	179 25,63%	165 23,64%	169 24,27%
	06h-22h	122 27,50%	132 29,73%	140 31,56%	118 26,65%	114 25,72%	121 27,27%	124 28,07%
	08h-14h	47 42,18%	51 46,01%	53 47,90%	44 39,15%	46 41,44%	46 41,30%	48 43,00%



Media Diaria	00h-24h	142 22,79%	157 23,04%	175 23,45%	182 22,90%	179 23,57%	168 24,09%	167 23,31%
	06h-22h	117 26,10%	128 26,43%	138 26,81%	112 25,99%	113 26,98%	124 27,87%	122 26,70%
	08h-14h	45 39,53%	50 40,40%	53 40,98%	42 39,31%	45 40,42%	47 42,45%	47 40,52%



Coeficientes	N							
	L							
Coeficiente	S							

Los datos en color negro corresponden al total de vehículos y los datos en color azul corresponden a vehículos pesados (en %)



Castilla-La Mancha

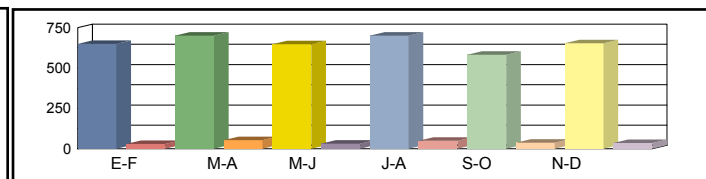
Consejería de Fomento

Estación: CR-98
Carretera: CM-4017 p.k. 52,70 **Provincia:** CIUDAD REAL
Ubicación: Int. CM-403 - Retuerta de Bullaque
Año: 2023
Tipo: PRIMARIA

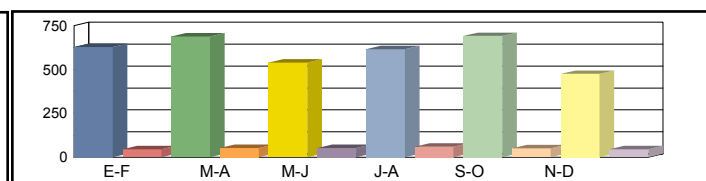
Dirección General de Carreteras

Ene-Feb	Mar-Abr	May-Jun	Jul-Ago	Sep-Oct	Nov-Dic	IMD
---------	---------	---------	---------	---------	---------	-----

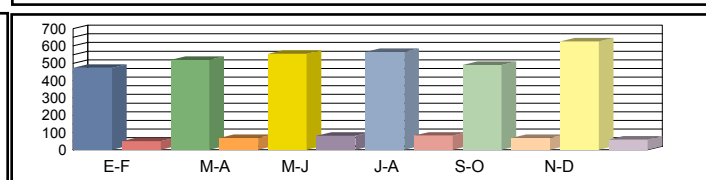
Media	00h-24h	650 4,46%	701 7,13%	648 4,78%	700 6,71%	582 6,19%	654 5,35%	656 5,77%
Domingos	06h-22h	568 3,52%	657 5,94%	595 4,87%	626 5,11%	516 5,23%	593 3,20%	592 4,65%
	08h-14h	95 4,21%	270 5,56%	206 5,34%	240 6,25%	92 6,52%	170 2,94%	179 5,14%



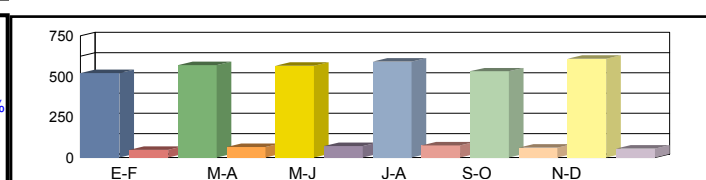
Media	00h-24h	629 6,68%	688 7,12%	539 8,91%	616 8,77%	691 6,80%	475 8,84%	606 7,85%
Sábados	06h-22h	554 5,05%	638 5,49%	505 8,12%	564 7,45%	611 4,75%	436 5,73%	551 6,10%
	08h-14h	253 3,16%	266 4,89%	215 7,44%	247 6,07%	279 3,94%	211 5,21%	245 5,12%



Media	00h-24h	473 9,73%	520 11,73%	555 12,79%	565 12,74%	490 12,24%	627 8,77%	538 11,33%
Laborales	06h-22h	385 8,31%	481 10,19%	524 11,64%	512 10,94%	404 10,40%	583 6,86%	482 9,72%
	08h-14h	173 7,51%	235 10,64%	218 13,76%	202 10,89%	184 10,87%	233 8,15%	208 10,30%



Media	00h-24h	520 8,27%	570 10,18%	566 10,95%	591 11,17%	531 10,17%	609 8,21%	564 9,82%
Diaria	06h-22h	435 6,90%	529 8,70%	532 10,15%	535 9,35%	450 8,44%	563 6,22%	507 8,29%
	08h-14h	174 6,32%	244 9,02%	217 11,98%	214 9,35%	185 9,19%	221 7,24%	209 8,85%



Coeficientes	N	1,22857	1,08108	1,05916	1,10352	1,21287	1,07547	
	L	1,13742	1,03462	0,96937	0,95221	1,09796	0,85805	
Coeficiente	S							1,04939

Los datos en color negro corresponden al total de vehículos y los datos en color azul corresponden a vehículos pesados (en %)



Castilla-La Mancha

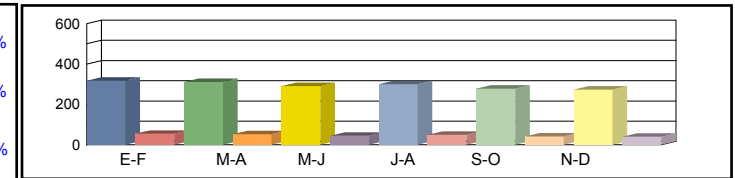
Consejería de Fomento

Estación: CR-99
Carretera: CM-4017 p.k. 72,00 **Provincia:** CIUDAD REAL
Ubicación: Retuerta de Bullaque - Horcajo de los Montes
Año: 2023
Tipo: COBERTURA

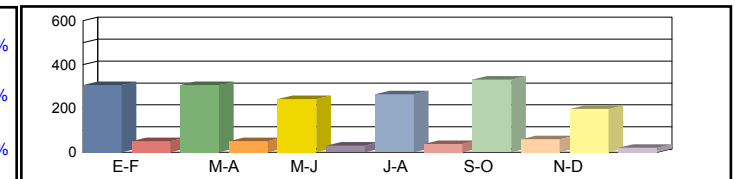
Dirección General de Carreteras

Ene-Feb	Mar-Abr	May-Jun	Jul-Ago	Sep-Oct	Nov-Dic	IMD
---------	---------	---------	---------	---------	---------	-----

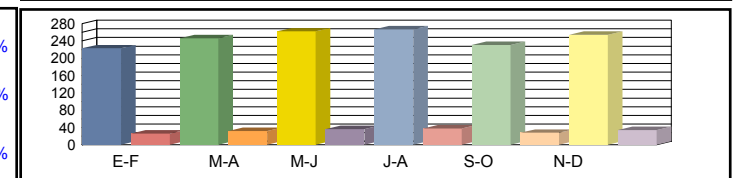
Media Domingos	00h-24h	318 14,76%	312 14,53%	291 13,52%	301 13,99%	278 12,95%	273 12,68%	296 13,74%
	06h-22h	260 15,09%	247 14,35%	223 12,93%	233 13,52%	228 13,25%	210 12,17%	234 13,55%
	08h-14h	69 3,44%	141 6,97%	121 5,98%	142 7,06%	63 3,13%	98 4,85%	106 5,24%



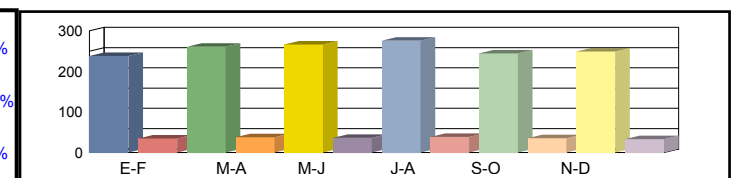
Media Sábados	00h-24h	307 14,29%	307 14,26%	242 11,25%	265 12,31%	331 15,37%	198 9,21%	275 12,78%
	06h-22h	253 14,72%	240 13,94%	189 10,97%	210 12,18%	270 15,69%	154 8,95%	219 12,74%
	08h-14h	185 9,16%	138 6,87%	126 6,24%	147 7,27%	192 9,50%	121 6,01%	152 7,51%



Media Laborales	00h-24h	223 10,38%	246 11,42%	262 12,18%	267 12,40%	231 10,76%	254 11,81%	247 11,49%
	06h-22h	159 9,23%	199 11,53%	216 12,56%	211 12,28%	167 9,69%	199 11,56%	192 11,14%
	08h-14h	106 5,24%	143 7,12%	133 6,60%	123 6,12%	112 5,57%	127 6,30%	124 6,16%



Media Diaria	00h-24h	238 12,59%	261 12,55%	266 11,97%	276 12,19%	244 12,48%	249 11,56%	256 12,22%
	06h-22h	172 12,51%	212 12,30%	218 11,67%	218 11,93%	179 12,39%	194 11,27%	199 12,01%
	08h-14h	106 6,30%	147 6,48%	132 6,25%	128 6,55%	112 6,30%	122 6,05%	124 6,32%



Coeficientes	N							
	L							
Coeficiente	S							

Los datos en color negro corresponden al total de vehículos y los datos en color azul corresponden a vehículos pesados (en %)